

# BINGO

with Numbers, Shapes and the ABC's



## Directions:

3



Cut out the 8 bingo game boards.

Cut out the calling cards and put them in an envelope or bag.


Each player will need a game board and game markers. Game markers can be any group of small items like coins, candies, dry beans, pieces from other games or paper clips.

Draw a card from the bag and call out the color, shape, letter or number. Help your preschooler mark his game board when a color or letter matches.

Play until a player gets three in a row. Or you can play "blackout" to see who can fill all the spots on their card first.



## Have Fun!













1



# BINGO

## Calling Cards Page 1

			
			
		<b>A</b>	<b>a</b>
<b>B</b>	<b>b</b>	<b>C</b>	<b>c</b>
<b>D</b>	<b>d</b>	<b>E</b>	<b>e</b>
<b>F</b>	<b>f</b>	<b>G</b>	<b>g</b>
<b>H</b>	<b>h</b>	<b>I</b>	<b>i</b>
<b>J</b>	<b>j</b>	<b>K</b>	<b>k</b>
<b>L</b>	<b>l</b>	<b>M</b>	<b>m</b>

# BINGO

## Calling Cards Page 2

N	n	O	o
P	p	Q	q
R	r	S	s
T	t	U	u
V	v	W	w
X	x	Y	y
Z	z	1	2
3	4	5	6
7	8	9	10

# BINGO

▲	R	6
E	■	O
P	Q	G



# BINGO

B	▬	U
g	I	5
V	C	2

# BINGO

V	r	7
b	H	Z
☆	I	K



# BINGO

M	3	J
4	n	P
S	□	K

# BINGO

z	8	●
—	f	T
C	w	h



# BINGO

L	i	F
Q	★	1
e	Y	X

# BINGO

q	†	A
9	o	d
Y	●	s



# BINGO

D	U	W
X	▲	j
10	m	N