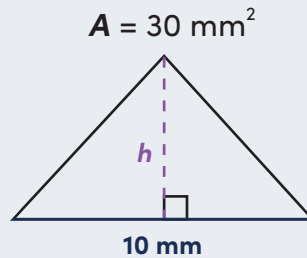


ACUTE TRIANGLES: FIND THE MISSING HEIGHT

To find the area of any triangle, use the formula $A = \frac{1}{2}bh$, where b is the base and h is the height. The height must be perpendicular to the base.

You can also use that formula to find a missing height if you know the area and the base.

Let's try an example! Find the missing height of the acute triangle below.



$$A = \frac{1}{2}bh$$

$$30 = \frac{1}{2} \cdot 10 \cdot h$$

$$30 = 5h$$

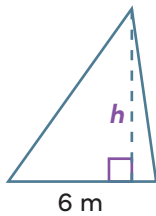
$$6 = h$$

$$h = 6 \text{ mm}$$

Directions: Find the missing height in each acute triangle.

1.

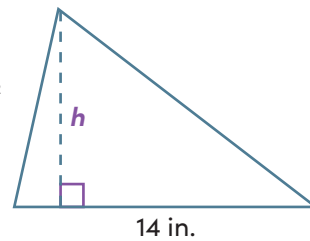
$A = 21 \text{ m}^2$



$h = \underline{\hspace{2cm}}$

2.

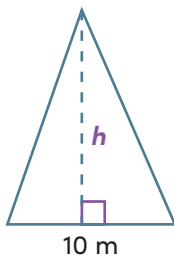
$A = 63 \text{ in.}^2$



$h = \underline{\hspace{2cm}}$

3.

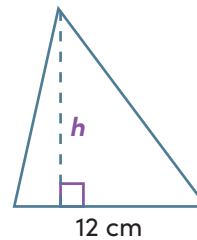
$A = 60 \text{ m}^2$



$h = \underline{\hspace{2cm}}$

4.

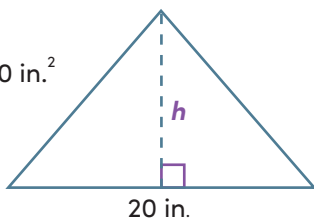
$A = 72 \text{ cm}^2$



$h = \underline{\hspace{2cm}}$

5.

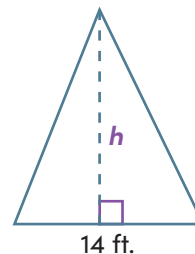
$A = 110 \text{ in.}^2$



$h = \underline{\hspace{2cm}}$

6.

$A = 112 \text{ ft.}^2$



$h = \underline{\hspace{2cm}}$