

Fourth of July Memory Match

Instructions:





Have an adult print out the cards onto card stock or regular paper. Cut out each card on the dotted lines.






How to Play:

Fourth of July Memory Match can be played alone or with friends.

Place all 18 cards image face down into rows. Turn over any 2 cards. If they match, keep them. If they do not match, turn the cards back over. Try to remember where each card is during each turn!


The game is over once all of the cards have been collected. The player with the most matches wins the game.





JULY

	1	2	3	4 ★	5	6
7	8	9	10	11	12	13
14	15	16	17	18	19	20
21	22	23	24	25	26	27
28	29	30	31			



JULY

	1	2	3	4 ★	5	6
7	8	9	10	11	12	13
14	15	16	17	18	19	20
21	22	23	24	25	26	27
28	29	30	31			