

Name _____ Date _____

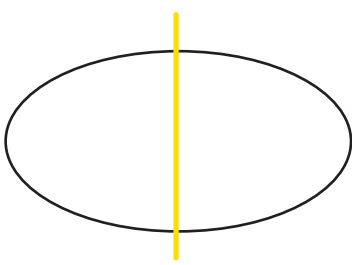
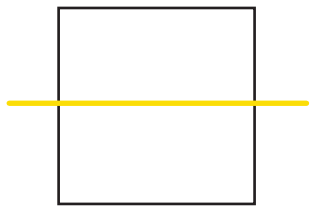
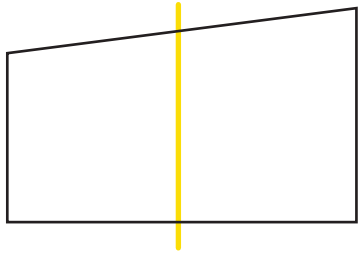
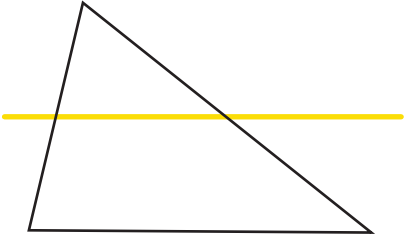
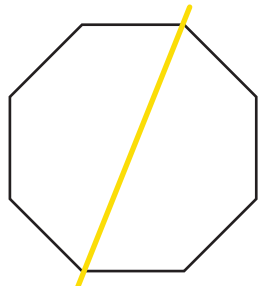
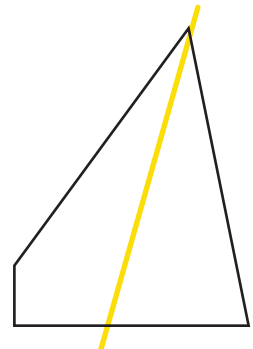
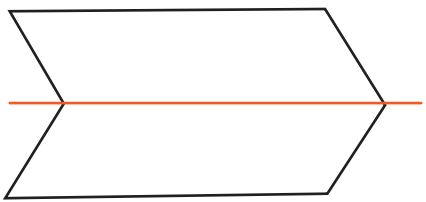
Symmetrical Shapes

A symmetrical shape has two halves that look like mirror images of each other. An asymmetrical shape has two halves that do not make a mirror image.



Answer Key

Are these shapes symmetrical? Circle the correct answer.

 <p><input checked="" type="radio"/> symmetrical <input type="radio"/> asymmetrical</p>	 <p><input checked="" type="radio"/> symmetrical <input type="radio"/> asymmetrical</p>	 <p>symmetrical <input checked="" type="radio"/> asymmetrical</p>
 <p>symmetrical <input checked="" type="radio"/> asymmetrical</p>	 <p><input checked="" type="radio"/> symmetrical <input type="radio"/> asymmetrical</p>	 <p>symmetrical <input checked="" type="radio"/> asymmetrical</p>
<p>Draw a line of symmetry through the shape below.</p> 	<p>Draw your own symmetrical shape!</p> <p>Answers will vary.</p>	