

Name: _____

Date: _____

★ ★ ★ **Sorting Out Sentences** ★ ★ ★

In this exercise you will learn to diagram simple sentences. The first step is understanding that every sentence has a subject and a predicate. The subject tells **who** or **what** and the predicate tells **what about it**.

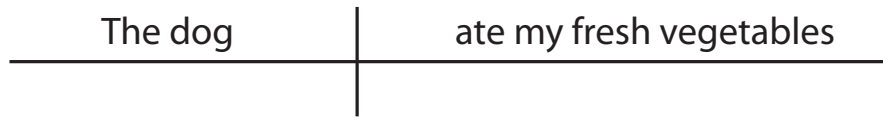
The dog ate my fresh vegetables.

↑
Subject

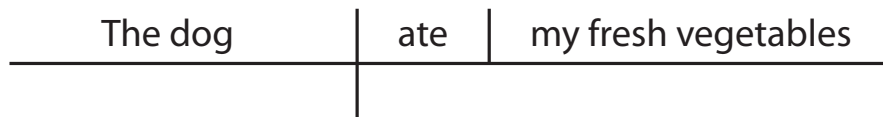
↑
Predicate



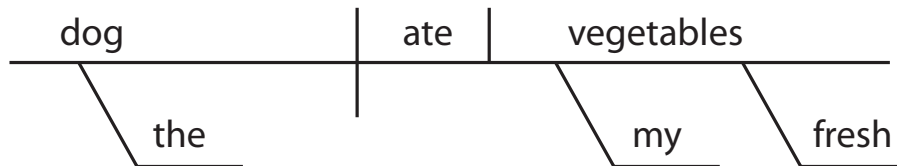
To diagram this sentence, create a horizontal line with another line intersecting it, and put the subject on the left side and the predicate on the right side:



Then, look to see if there are any **direct objects** that go with the verb. It is usually a noun that comes after the verb. In the example above it is **vegetables**. Make a line separating the right hand side into two parts, putting the direct object on the right hand side of your new line.



Last, let's look at describing words, or modifiers, like adjectives, articles, and adverbs. Those words get added horizontally below, attached to the word they describe.



Now try it with these simple sentences, using the example above to help you.

The cat sang a sad song.



The bird ate the colorful seeds.



The truck jumped the railroad tracks.

