



# Food Measuring

Use a ruler to find the exact measurements. Then estimate and round to the nearest whole number.




A. How long is the loaf of bread?

Inches		Centimeters	
Exact	Estimate	Exact	Estimate
$2 \frac{5}{8}$	3	$6 \frac{7}{10}$ or 6.7	7



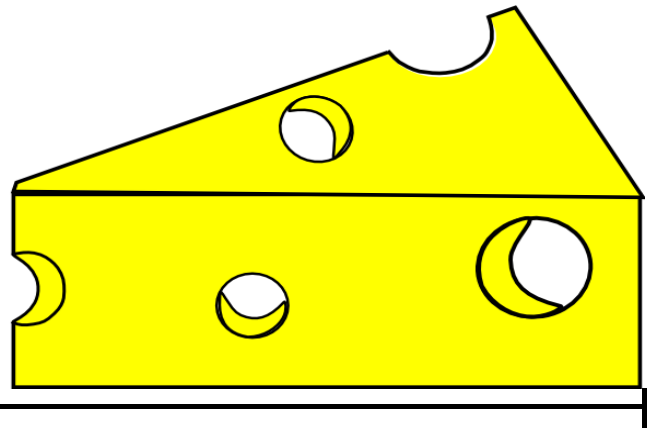
A. How tall is the juice box?

Inches		Centimeters	
Exact	Estimate	Exact	Estimate
$1 \frac{3}{4}$	2	$4 \frac{2}{5}$ or 4.4	4



A. How tall is the eggplant?

Inches		Centimeters	
Exact	Estimate	Exact	Estimate
$2 \frac{7}{16}$	2	$6 \frac{1}{5}$ or 6.2	6



A. How long is the piece of cheese?

Inches		Centimeters	
Exact	Estimate	Exact	Estimate
$3 \frac{3}{16}$	3	$8 \frac{1}{10}$ or 8.1	8