



Houndstooth Multiplication Quilt

First, solve the problems below. In each answer box you will find the pattern name that goes with your answer. Then cut out and arrange the patterned squares from left to right, starting with the lowest number and ending with the highest to make your own mini quilt. Your quilt should be 3 squares wide by 4 squares tall. You can paste the final design on another piece of paper.


$\begin{array}{r} 1 \\ \times 3 \\ \hline 3 \end{array}$ <p>Houndstooth</p>	$\begin{array}{r} 6 \\ \times 4 \\ \hline 24 \end{array}$ <p>Birds</p>	$\begin{array}{r} 7 \\ \times 3 \\ \hline 21 \end{array}$ <p>Spirals</p>	$\begin{array}{r} 6 \\ \times 2 \\ \hline 12 \end{array}$ <p>Birds</p>
$\begin{array}{r} 8 \\ \times 2 \\ \hline 16 \end{array}$ <p>Scallops</p>	$\begin{array}{r} 3 \\ \times 2 \\ \hline 6 \end{array}$ <p>Scallops</p>	$\begin{array}{r} 4 \\ \times 9 \\ \hline 36 \end{array}$ <p>Diamonds</p>	$\begin{array}{r} 7 \\ \times 5 \\ \hline 35 \end{array}$ <p>Houndstooth</p>
$\begin{array}{r} 2 \\ \times 7 \\ \hline 14 \end{array}$ <p>Houndstooth</p>	$\begin{array}{r} 1 \\ \times 7 \\ \hline 7 \end{array}$ <p>Diamonds</p>	$\begin{array}{r} 9 \\ \times 5 \\ \hline 45 \end{array}$ <p>Spirals</p>	$\begin{array}{r} 9 \\ \times 6 \\ \hline 54 \end{array}$ <p>Birds</p>




Houndstooth




Houndstooth



Houndstooth




Scallops




Diamonds



Spirals



Scallops



Diamonds



Spirals



Birds



Birds



Birds