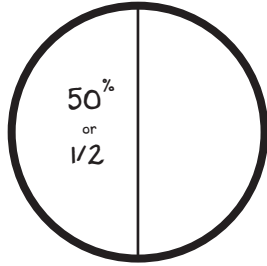
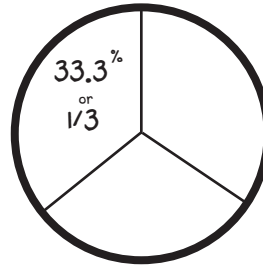


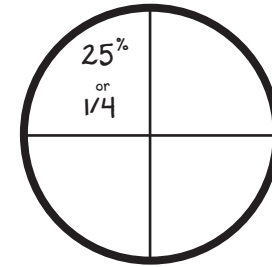
Pet Store Pie Graphs



$\frac{1}{2}$ 1 full part
split into 2 parts




$\frac{1}{3}$ 1 full part
split into 3 parts



$\frac{1}{4}$ 1 full part
split into 4 parts

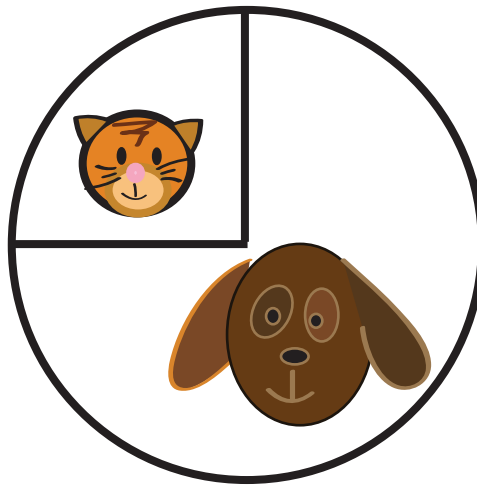
For each pie graph below, label the percentage of animals sold at the pet store.




 50 %

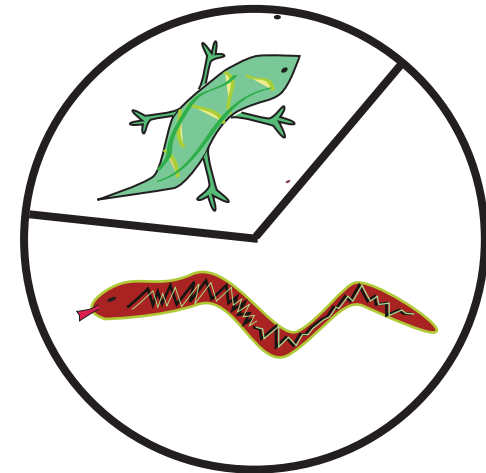
 25 %

 25 %



 25 %

 75 %



 33.3 %

 66.6 %