









Building A New Town: Reading a Pictograph

Building a new town takes a lot of time. See the construction progress in the pictograph. Answer the questions below. Note: each house in the pictograph stands for 20 houses.

Month and Year	Number of houses built
January 2009	
April 2009	
August 2009	
December 2009	
March 2010	

 = 20 houses

Questions:

1. How many houses does this symbol  represent?

Answer: 10 Houses

2. In what months did they build more than 100 houses?

Answer: January, August, and December

3. How many houses were built from January 2009 to August 2009?

Answer: 360 Houses

4. How many more houses need to be built in April 2009 to be equal to those in December 2009?

Answer: 50 Houses

5. The town needs to build 200 houses in March. Draw the symbols in the chart needed to equal 200 houses.

Add 8 house symbols