


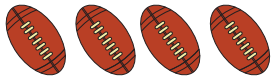




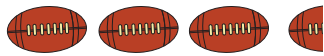



# Answer Sheet

## Sport Fans! Reading a Pictograph

These two pictographs are comparing numbers of balls kicked and thrown on the field. Look at the information and answer the questions below.


Note: each  in the pictograph stands for 600 of them and each  in the pictograph stands for 800 of them.

Match	Number of Balls Kicked
Match A	
Match B	
Match C	
Match D	


Match	Number of Balls Thrown
Match A	
Match B	
Match C	
Match D	

 = 600     = 800

### Questions:

1. What do you think this symbol  represents?

Answer: 300 balls kicked

2. What do you think this symbol  represents?

Answer: 400 balls thrown

3. What match had the same amount of balls kicked and thrown?

Answer: Match C (with 3,600 balls kicked and thrown)

4. In total did more balls get kicked or thrown in all the matches?

Answer: Thrown (with 12,900 total)

Kicked	Thrown
3,000	2,800
2,400	4,000
3,600	3,600
+ 2,700	+ 3,200
<hr/> 11,700	<hr/> 13,600

5. Write in order the matches which have the most to the least balls kicked and thrown.

Answer: **Match C:  $3,600 + 3,600 = 7,200$**   
**Match B:  $2,400 + 4,000 = 6,400$**   
**Match D:  $2,700 + 3,200 = 5,900$**   
**Match A:  $3,000 + 2,800 = 5,800$**