


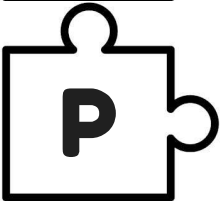







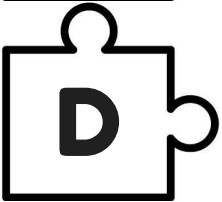

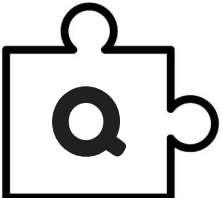
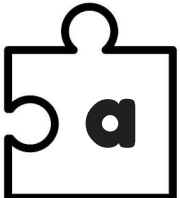


# Match Lowercase and Uppercase Letters



Draw a line to match the lowercase and uppercase letters. Color the matching puzzle pieces.

Red lines connect the following pairs: (S, m), (P, r), (A, s), (M, d), (R, p), (D, q), and (Q, a).