








# Look for the Sounds



**Onomatopoeia** involves using a word that expresses a sound.

**Directions:** Underline each word that is an example of onomatopoeia. Using the context, explain how this word enhances the meaning of the text.

Underline the onomatopoeia	How does it enhance the text?
 <p>I decided to get a bowl of cereal for breakfast. <u>Crunch!</u> <u>Crunch! Crunch!</u></p>	<p><u>The words help the reader know what it sounded like while the cereal was eaten for breakfast.</u></p>
 <p><u>Gargle!</u> Aya put her toothbrush away and turned off the water. Now it was time to floss.</p>	<p><u>The word "gargle" helps the reader know the noise Aya made in her mouth.</u></p>
 <p>My cat was walking on the bookshelf when I suddenly heard a <u>thud</u>.</p>	<p><u>"Thud" helps the reader know that the book was large enough to make a big sound when it fell.</u></p>
 <p>We finally reached the alpine peak. <u>Gasp!</u> The entire valley was in bloom.</p>	<p><u>The reader has a better understanding of how beautiful the vista was since it took the hikers' breath away.</u></p>
 <p><u>Argh!</u> I forgot to prepare for my current event presentation tomorrow morning.</p>	<p><u>The word "argh" shows the reader that the narrator is frustrated.</u></p>