


# Lines, Line Segments, and Rays

A line is a path that extends in two directions with no end.  
A line segment is a path that has two fixed end points.  
A ray is a path that has one end point and extends infinitely in the other direction.

Look at the pictures below. Label them whether they are lines, line segments, or rays.



**Line Segment**



**Ray**




**Line**



**Ray**




**Line**




**Line Segment**

Draw a line segment here.



Draw a ray here.



Draw a line here.

