


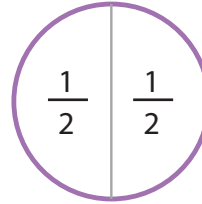

Learning About Equal Shares

ANSWERS

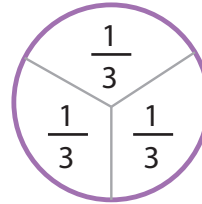
This purple circle represents one whole.
This shape can be divided into equal parts.



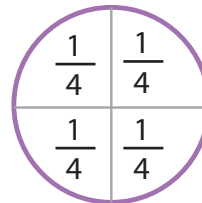
Let's look at some examples of how this shape can be divided into equal parts!



There are 2 halves.
Each equal part equals one half.



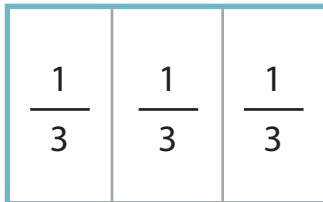
There are 3 thirds.
Each equal part equals one third.



There are 4 fourths.
Each equal part equals one fourth.

Write the number of equal parts you see in each of the wholes. Then, write the correct fraction in each equal part. *The first question has been completed for you.*

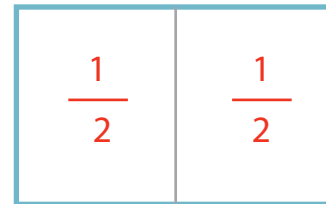
1.



3 equal parts

There are 3 thirds.

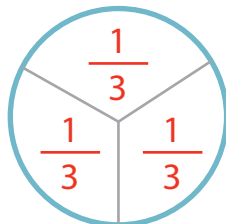
2.



2 equal parts

There are 2 halves.

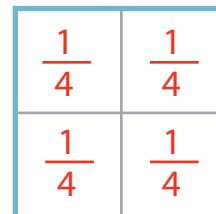
3.



3 equal parts

There are 3 thirds.

4.



4 equal parts

There are 4 fourths.