


Name: _____

Date: _____

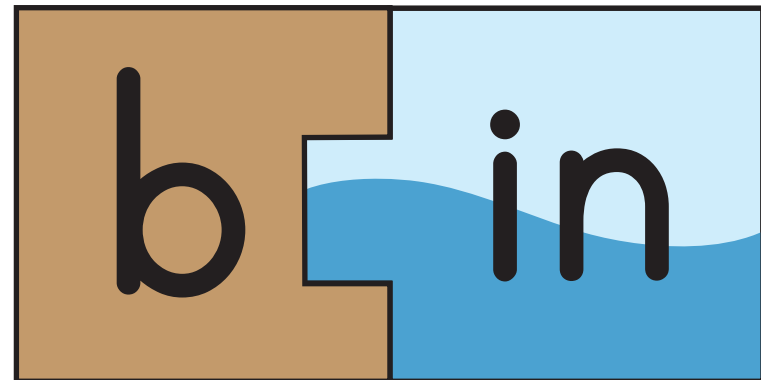

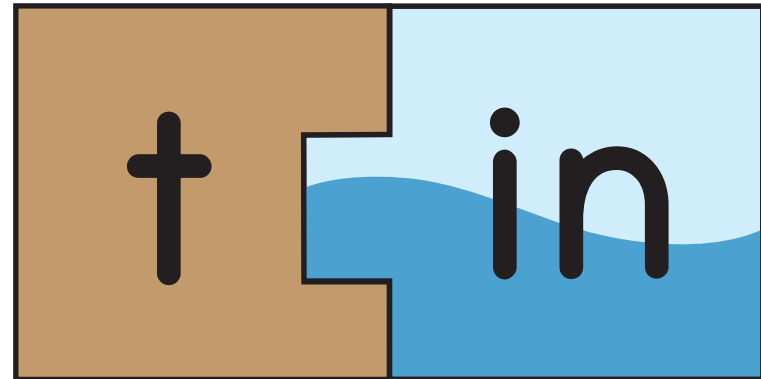

ANSWERS



“In” Word Family Blends



Start by cutting out all of the pieces. Say the sound each letter makes aloud. Then, join the puzzle pieces together and blend the sounds of the letters to make a word. Say that word aloud.



Parents: Puzzle pieces work best if printed on thick paper or card stock paper. Once your child learns to make the words on this worksheet, you can save the pieces and use them to create new words by interchanging them with other word family puzzle pieces.