







Name \_\_\_\_\_

Date \_\_\_\_\_

# USING ELECTION DATA

**In democratic societies**, people vote for leaders that best represent their opinions. These votes are counted and tallied together. The candidate who has the most votes is elected as a leader. This voting process is called an **election**.

Use the tally chart below to answer the questions.

candidate	tally	total
 <b>Eva Kalina</b>		<b>12</b>
 <b>Ben Kerman</b>		<b>16</b>
 <b>Mac Fitzgerald</b>		<b>20</b>

- How many votes does Eva Kalina have? 12
- How many people voted for Mac Fitzgerald? 20
- Who won the election? Mac Fitzgerald
- Who won second place? Ben Kerman
- How many more votes does Eva Kalina need to win? 9 or more