
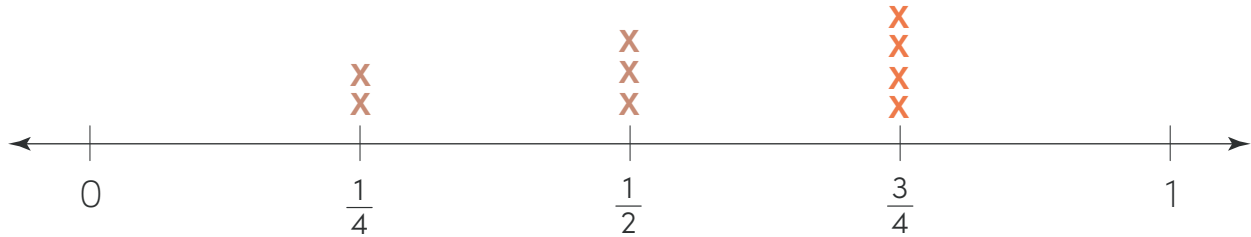


# Donut Data



**PART 1.** Solve the problems below using the line plot.



1. On Tuesday, Sam and Liz bought  $\frac{1}{4}$  pound of donuts each. Three other customers bought  $\frac{1}{2}$  pound of donuts each. How many pounds of donuts did the customers buy in all? Write your answer on the line below.

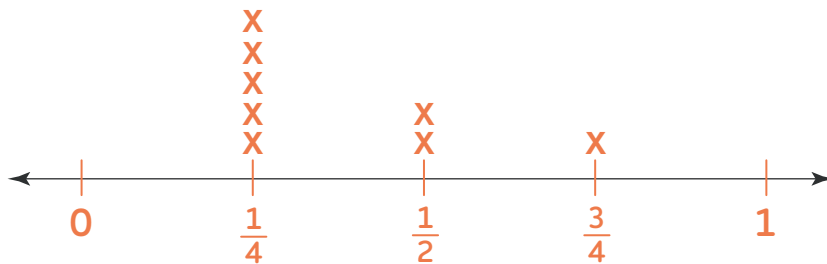
2 pounds

2. Four more customers came into the shop and bought  $\frac{3}{4}$  pound of donuts each. Place X's on the line plot to show this information. Calculate the total number of pounds that all of the customers bought, and write the number on the line below.

5 pounds

**PART 2.** Use the data set to complete the prompts.

1. Create a line plot of the data set.



NUMBER OF CUSTOMERS	POUNDS BOUGHT
5	$\frac{1}{4}$
2	$\frac{1}{2}$
1	$\frac{3}{4}$

2. How many pounds of donuts did the customers buy in all?

3 pounds

