


Name _____

Date _____


Community Helpers:

Match the Vehicle to the Worker

Draw a line to connect each worker to the vehicle they might use on the job.




farmer




fire truck




soldier



ambulance



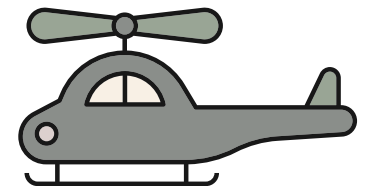
paramedic



tractor



firefighter



helicopter