Name _____ Date _____

Charts, Graphs, and Diagrams in Nonfiction

ANSWER SHEET **Text features** are visual pieces of a text that help organize the information.

Directions: Look at the image of the text feature. Choose the name of the text feature from the word bank to match the image. Then, describe the text feature and complete the sentence frame which explains its purpose.

Text Feature	Description and Purpose
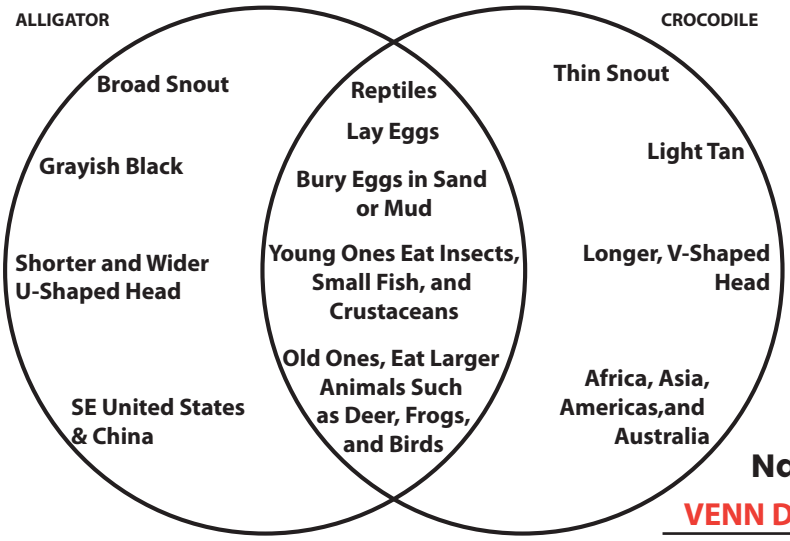 **Name:** VENN DIAGRAM	Two circles that share a middle part with information in each circle and in the shared part. A Venn diagram is used for comparing two things or ideas.
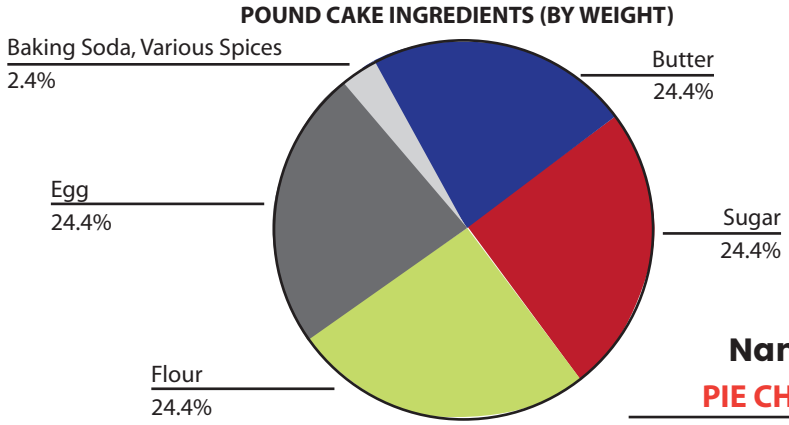 **Name:** PIE CHART	A circle with sections or slices of different sizes. A pie chart is used for showing how much each part makes up of a whole.
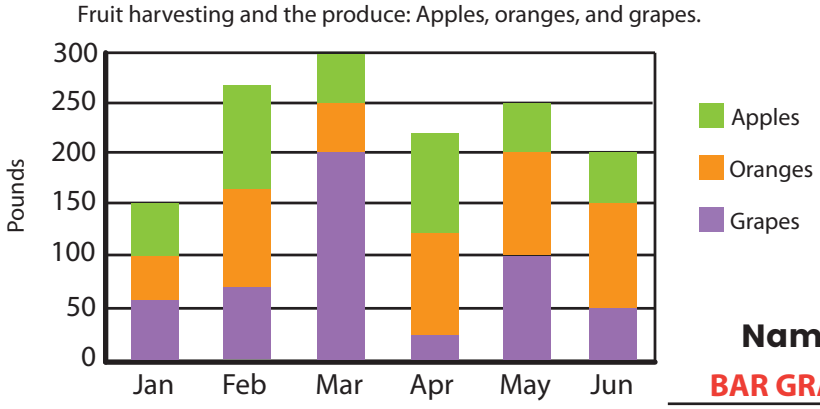 **Name:** BAR GRAPH	A graph with bars of different sizes that show how much of something at different times. A bar graph is used for comparing the amount of something over time.

Word Bank

Pie Chart Venn Diagram Bar Graph

© ThuVienTiengAnh.Com