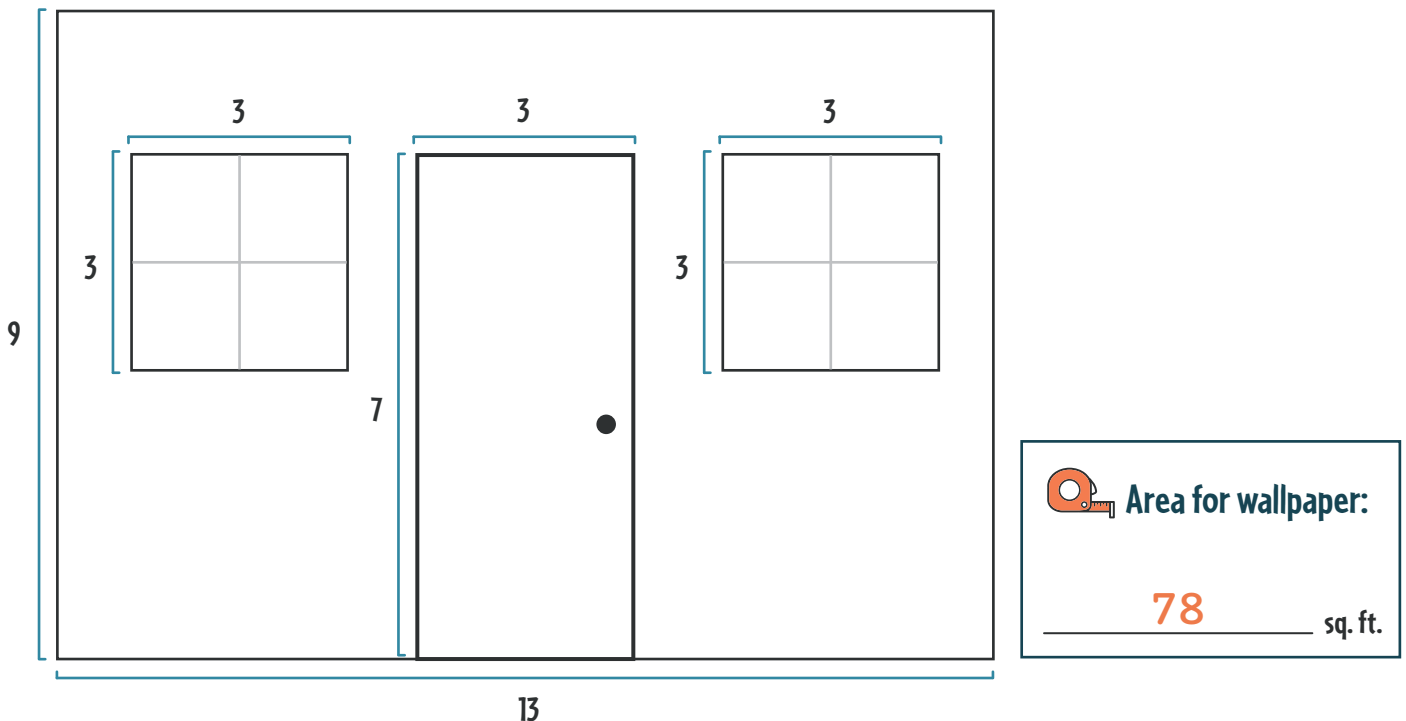


# Calculating Area in the Living Room



Marie is planning to add wallpaper to her living room wall. Use the diagram below to help her calculate the area of the wall she is papering. Then, use this figure to help her select the wallpaper that fits her budget of \$500.


**Part 1.** Calculate the area of the wall below using the formula  $\text{Area} = \text{Length} \times \text{Width}$ . Don't forget to subtract the area of the door and windows from the total!




**Part 2.** Which wallpaper options could she buy if her budget is \$500? Circle your answers.



\$8 per sq.ft.



\$6 per sq.ft.



\$7 per sq.ft.



\$4 per sq.ft.