






ICE CREAM FOR SALE! #2

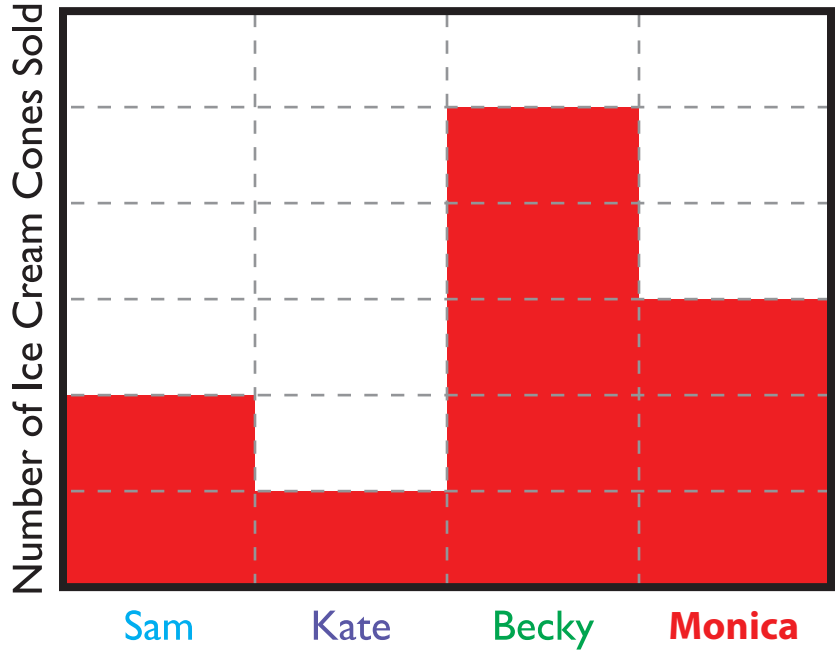


Sam, Kate and Becky are selling ice cream cones.

Use the chart below to graph the sales and answer the questions.

Number of Ice Cream Cones Sold

 Sam	2
 Kate	1
 Becky	5



1. Who sold the most ice cream? Becky

2. Who sold the least ice cream? Kate

3. How many more ice cream cones did Sam sell than Kate?

1

4. How many ice cream cones were sold in all? 8

5. Becky's friend Monica sold 2 less ice cream cones than Becky. How many ice cream cones did Monica sell? Show it on the graph.

3