



Wow Words


1st
GRADE




Salty



Red



Dirty



Sour



Cold



Sticky



Light



Prickly



Fluffy



Hot

Table of Contents

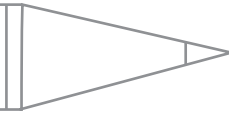
Wow Words

What is an Adjective?
What Does It Look Like?
Make Another Adjective
Describe It!
Spot It! Practice Identifying Adjectives
Everyday Adjectives
Adjective Time
What Does It Feel Like?
How Do You Feel?
Adjectives All About Me
Describe Yourself
Adjective Jumble Draw
Describe It: How, When and Where
How Did It Happen?
Where Did It Happen?
When Did It Happen?
Changing Adjectives to Adverbs

Certificate of Completion

Name: _____

What is an **Adjective**?



Adjectives are words that tell what something looks like, smells like, tastes like, feels like, or sounds like. They are **describing words**.



Look at the word sort below and circle all of the words that could describe something.

big purple playground **fluffy**
tree red mouse loud
silly hat dry fast old kite
boy yummy grass car wagon
grumpy balloon bed cold little
sandwich book hairy glue
sun sharp mean sad crunchy
bike dog
sticky stinky rough snake hot
tired house school
cat house slimy quiet

What Does It Look Like?

Use the word bank below to complete each sentence. Look at the picture to help you find the missing adjective.

1. The _____ flowers



2. The _____ kitten



3. The _____ balloon



4. The _____ ladybug



5. The _____ pig



6. The _____ ball



7. The _____ slug



WORD BANK:


red
fluffy
small
pretty
sharp
dirty
slimy
round

Make Another Adjective

Can you come up with a different word to describe each picture?



gross



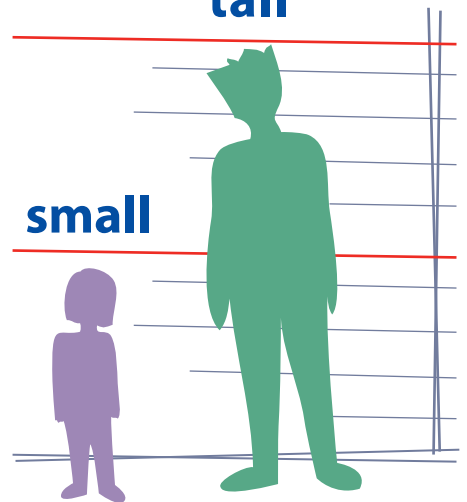
yummy

sad



happy

tall



small

Describe It!


Practice using descriptive words!

Words that describe nouns are called *adjectives*.

Match the nouns on the left with adjectives on the right.


salty

CD




hard

pretzel




soft

ice cubes



thin

lemon




sour

hammer



cold

paper



shiny

teddy bear



Spot It!

Practice Identifying Adjectives

Each sentence has at least one adjective. Write the adjectives you find on the line given below each sentence.

1. The beanstalk is very tall.

2. Jack is a young boy.

3. The tiny beans started to sprout.

4. Climbing up the huge beanstalk made Jack tired.

5. Jack's family was poor.


6. The gold harp he saw was beautiful.

7. The giant was massive!

8. The goose laid golden eggs.



Everyday Adjectives



Use adjectives to fill in the blanks describing your day!

Example:


This morning when I woke up, the sky was beautiful.

1. Today I am feeling _____.
2. I decided to wear a _____ outfit.
3. My breakfast was _____.
4. I'm wearing _____ shoes today.
5. I had a _____ ride/walk to school.
6. My lunch was _____.
7. At lunchtime the cafeteria is _____.
8. Today the playground is _____.
9. My _____ friends played together during recess.
10. Luckily I finished our _____ assignment.



Adjective Time

Read the words in each row. Circle the two adjectives that best describe the noun pictured.




huge pretty dirty white

sweet smooth hard fluffy



funny hot loud shy



Use an adjective from above to complete each sentence.

Kittens are _____.

The weather is _____.

The beach is _____.

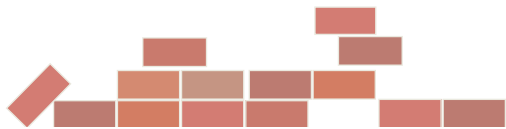
My best friend is _____.

Popsicles are _____.



What Does It Feel Like?

Match each picture to the correct adjective word that describes how it might feel.



bricks




feather



cactus




sucker



POTATOES



igloo



thumbtack



squirrel

cold

hard

sticky

furry

sharp

lumpy

light

prickly

How Do **YOU** Feel?


Read each adjective below and then draw a picture to show what you would look like if you felt that way.

Example: **happy**



scared


brave





silly



lazy



itchy



Adjectives All About ME

Underline the adjectives that best describe you:

quiet happy **funny** *bright* smart
shy weird silly short
tall **loud** *sporty* **grumpy** cheerful

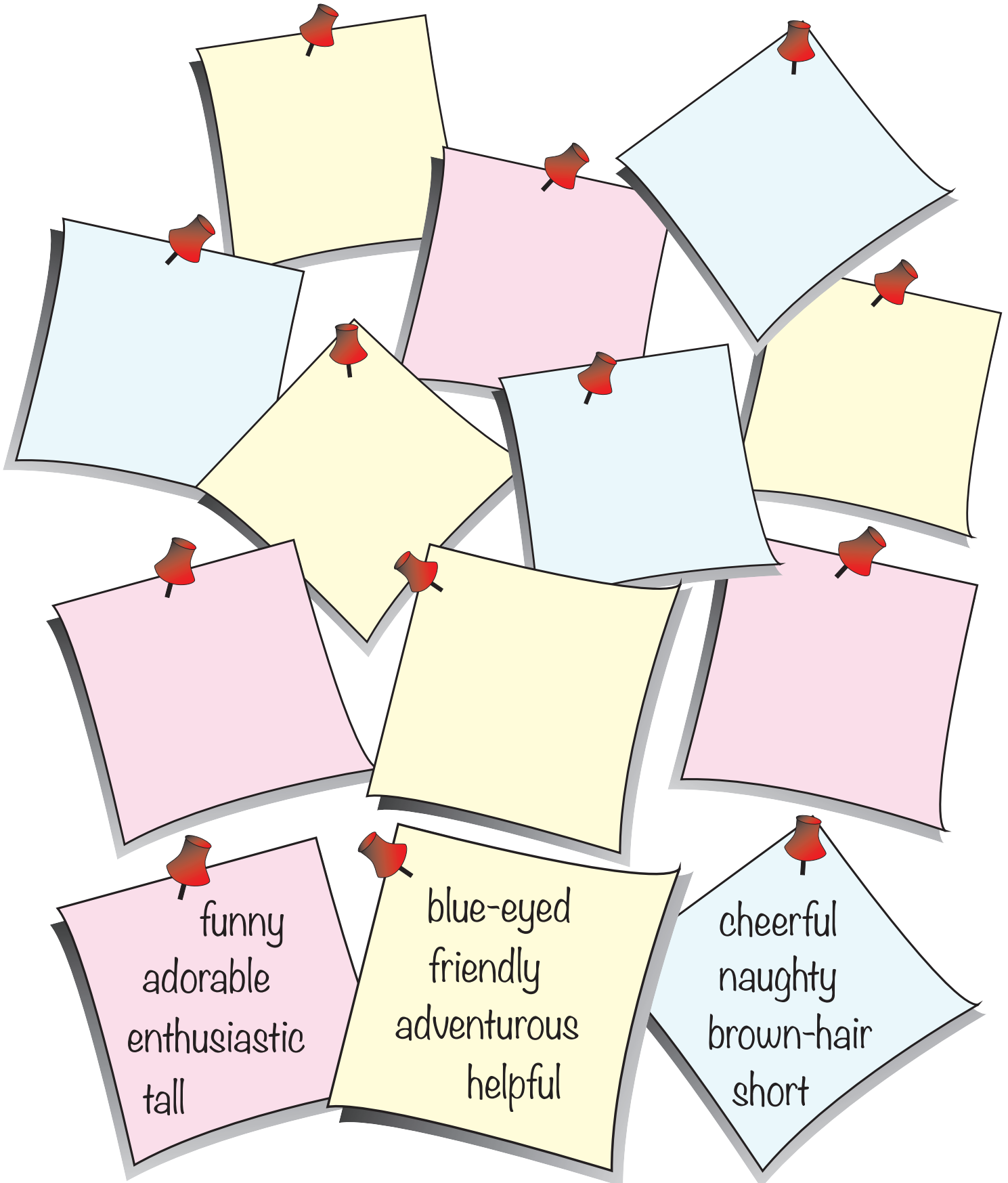
Draw a picture of yourself and use the describing words you picked above in your picture.

Fill in the blanks using an adjective that describes you.

1. In the mornings I always feel _____.
2. Today I wore a _____ outfit.
3. My friends say I have a _____ sense of humor.
4. The weather outside seems _____ today.
5. Yesterday I was in a _____ mood.

Describe Yourself

Write 10 adjectives that describe you in these post-its. Then make sentences using these adjectives and write about yourself on the next page. There are a few adjectives listed on some post-its to give you ideas.



About Myself



A large, lined writing area for a child to describe themselves. The page is decorated with a colorful border featuring various icons: a red bell, a smiling sun, a football, a red car, a musical note, a trumpet, a baseball, an ice cream cone, a heart, and a crab.

Adjective Jumble Draw

Cut out each word below. Mix and match the adjectives with the nouns to create funny phrases! Use page 2 to draw a funny picture to go with your descriptive phrases.

Example: jolly octopus

Adjectives

crooked

noisy

massive

jolly

freezing

hairy

smart

red

smelly

Nouns

cat

hotel

table

teacher

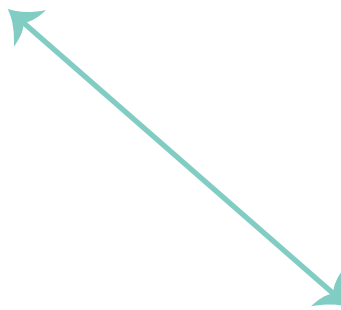
mom

octopus

chair

shoe

television




Adjective Jumble Draw

Glue your favorite adjective/noun phrases,
and draw a picture to go with each one!



adjective

noun



adjective

noun

Describe It: How, When and Where

An **adverb** is a word that describes **verbs** or **adjectives**.

Adverbs usually describe how, when or where something happens.

For example:


Judy talks loudly. (how)

Susie always takes the bus. (when)

Roy looked up. (where)

Read the sentences below, and circle the adverb in each sentence. Tell if the adverb describes how, when or where.

1. Tammy and Stacy never sing.
2. A mother rocks her baby gently.
3. Rusty went outside to make a snowman.
4. The plane took off immediately.
5. I will leave my books here.
6. We often carpool to school.
7. Ricky walked proudly onto the stage.




How Did It Happen?

Exploring Adverbs 1

An **ADVERB** is a word that describes a verb. An adverb tells *how*, *where*, or *when* something happens.

Read each sentence below and circle the word that describes how the action happened. The first one has been done for you.

1. The snail slithered slowly down the path.



2. The fans cheered loudly during the game.




3. Fred waited patiently for dessert.



4. The puppy chased the ball playfully.

5. The wind blew softly through the trees.

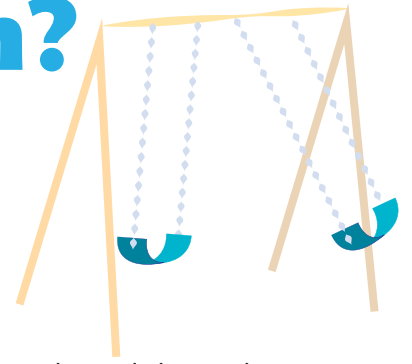


6. The kids ran quickly during the race.

Where Did It Happen?

Exploring Adverbs 2

An **ADVERB** is a word that describes a verb. It tells *how*, *where*, or *when* something happens.



Read each sentence starter and decide how you think it should end. Use an adverb from the word bank to finish the sentence and describe where the action takes place.

Word Bank

upstairs

here

inside

everywhere

outside

underground

away

1. We have to play _____ on rainy days.
2. I know I left my phone right _____.
3. I keep seeing that commercial _____.
4. A strong wind made my kite fly _____.
5. Moles like to dig _____.
6. The crayons are _____ in the game room.




When Did It Happen?

Exploring Adverbs 3

An **adverb** is a word that describes a verb.

An adverb tells how, where, or when something happens.



Read the sentences below. Write the adverb on the line using your best handwriting.

Example: Can Dotty and James come over tomorrow?

When can Dotty and James come over?

Tomorrow tells when Dotty and James can come over.

Directions:

Read the sentence. Then read the question. Write the adverb on the line.

1. Sam always plays soccer.

When does Sam play soccer?

2. Jane and Sally will eat lunch later.

When will Jane and Sally eat lunch?

3. Tim fed the bird today.

When did Tim feed the bird?

4. She watches TV often.

When does she watch TV?

5. We will go dancing tomorrow.

When will we go dancing?

Changing Adjectives To Adverbs

Adverbs tell how an action is done. Many adverbs are formed by adding **ly** at the end of an **adjective**.

Example:

quick + **ly** = **quickly**

He ran quickly.

Write the word that completes each sentence by adding **ly** to the end.

slow

swift

rough

beautiful

polite

sudden

soft

poor

1. They treated the garbage _____.

2. The slug moved _____ along the sidewalk.

3. The train _____ stopped.


4. She sang _____.


5. The music played so _____
I could barely hear it.

6. The dog ran _____.

7. The food was _____ made.

8. Tommy _____ asked
the teacher a question.





Great job!

is an ThuVienTiengAnh.Com writing superstar

