

WORD

Play

K
Kindergarten

like

purple



blue

play

green

here

Table of Contents

Word Play

Sight Words Bingo Kindergarten

Memory Match Game #1

Memory Match Game #2

Memory Match Game #3

Memory Match Game #4

Memory Match Game #5

Word Search #1

Write the Sight Words #1

Write the Sight Words #2

Write the Sight Words #3

Word Search #2

Write the Sight Words #4

Write the Sight Words #5

Word Search #3

Write the Sight Words #6

Write the Sight Words #7

Word Search #4

Write the Sight Words #8

Write the Sight Words #9

Word Search #5

Certificate of Completion

Sight Words Bingo

Kindergarten
Board 1 

1. Have a grown-up help you cut out the game pieces and call-out cards on pages 7 and 8. Be careful not to cut up the Bingo boards on pages 1 through 4.
2. When a word gets called and it matches the same word on one of the boards, the player can cover it with a game piece.
3. When a player covers a line of words from top to bottom, straight across or diagonally, he or she can yell out "Bingo" and wins!

five

the

are

not



go

red

run

in

Sight Words Bingo Kindergarten Board 2

1. Have a grown-up help you cut out the game pieces and call-out cards on pages 7 and 8. Be careful not to cut up the Bingo boards on pages 1 through 4.
2. When a word gets called and it matches the same word on one of the boards, the player can cover it with a game piece.
3. When a player covers a line of words from top to bottom, straight across or diagonally, he or she can yell out "Bingo" and wins!

<p>that</p>	<p>can</p>	<p>and</p>
<p>blue</p>		<p>our</p>
<p>for</p>	<p>ten</p>	<p>get</p>

Sight Words Bingo

Kindergarten
Board 3

1. Have a grown-up help you cut out the game pieces and call-out cards on pages 7 and 8. Be careful not to cut up the Bingo boards on pages 1 through 4.
2. When a word gets called and it matches the same word on one of the boards, the player can cover it with a game piece.
3. When a player covers a line of words from top to bottom, straight across or diagonally, he or she can yell out "Bingo" and wins!

came

they

am

here



see

yes

one

but

Sight Words Bingo

Kindergarten
Board 4

1. Have a grown-up help you cut out the game pieces and call-out cards on pages 7 and 8. Be careful not to cut up the Bingo boards on pages 1 through 4.
2. When a word gets called and it matches the same word on one of the boards, the player can cover it with a game piece.
3. When a player covers a line of words from top to bottom, straight across or diagonally, he or she can yell out "Bingo" and wins!

said

into

him

of



this

your

at

four

Sight Words Bingo

Kindergarten

Call-out Cards
Page 1

Cut these sight word cards out and place in a pile to use as call-outs for the Bingo game.

are

not

our

that

five

for

blue

they

red

and

run

yes

in

ten

can

go

get

the



Sight Words Bingo

Kindergarten

Call-out Cards
Page 2

Cut these sight word cards out and place in a pile to use as call-outs for the Bingo game.

am

saw

your

this

him

but

at

came

four

one

your

here

see

into

said

of

an

say



















Sight Words Bingo

Kindergarten
Game Pieces 1



Cut these game pieces out and use to cover the sight words that have been called.



















Sight Words Bingo

Kindergarten
Game Pieces 2



Cut these game pieces out and use to cover the sight words that have been called.



Memory Match Game

Cut out each card and place face down (be sure to mix them up).
At each turn a player turns over two cards trying to make a match.

I

it

to

I

it

to

am

go

me

am

go

me

Memory Match Game

Cut out each card and place face down (be sure to mix them up).
At each turn a player turns over two cards trying to make a match.

a

is

at

a

is

at

he

of

in

he

of

in

Memory Match Game

Cut out each card and place face down (be sure to mix them up).
At each turn a player turns over two cards trying to make a match.

see

the

for

see

the

for

my

she

are

my

she

are

Memory Match Game

Cut out each card and place face down (be sure to mix them up).
At each turn a player turns over two cards trying to make a match.

you

was

this

you

was

this

like

play

here

like

play

here

Memory Match Game

Cut out each card and place face down (be sure to mix them up).
At each turn a player turns over two cards trying to make a match.

blue

green

red

blue

green

red

orange

purple

yellow


orange

purple


yellow

Word Search



Sight Words all-ate




There are 8 words hidden in the puzzle below.
Circle the words as you find them and then cross
each one off the list on the bottom of the page.
Then color in the art!



h a r h e h a r e c
o h o a w r e o s w
n a h t a h u n f a
r a k e a t p m
a n d u n h a t
k j c o t e t o
i v o a v f a s h a
n w e a e o n w e r
t u n t r i w b d e
h e c a y a p a l l



all am an and
are as at ate



Write the Sight Words

Look at the sight word, trace the dotted lines, then write it yourself!



at



a

a t

at

We are going to
fly a kite _____ the park.

Write the Sight Words

Look at the sight word, trace the dotted lines, then write it yourself!



are



a

a r e

are


We _____ going to
the circus.

Write the Sight Words

Look at the sight word, trace the dotted lines,
then write it yourself!



am



a



a m

am

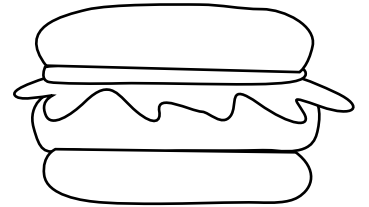
I _____ turning 5
years old today!

Word Search



Sight Words can-find



There are 8 words hidden in the puzzle below.
Circle the words as you find them and then cross
each one off the list on the bottom of the page.
Then color in the art!



d a e h e b e v
a h i a c o a e s d
l a g c a n d n f o
o a h e a l u w
c b t d i h u n
k e b i w e a t
v o o d c a b h s a
e r d y o u o j e k
t n a t m h w a e e
f i n d e a s d o



can come did do
down eat eight find



Write the Sight Words

Look at the sight word, trace the dotted lines,
then write it yourself!



for



f

f o r

for

What would you
like _____ dinner?

Write the Sight Words

Look at the sight word, trace the dotted lines, then write it yourself!



have



h



h a v e

have

May I please
_____ some cake?


Word Search

Sight Words five-has




There are 8 words hidden in the puzzle below.
Circle the words as you find them and then cross
each one off the list on the bottom of the page.
Then color in the art!

n e m i n u h v e e
a h o a c o a e p d
l a f o u r s n f a
o a h e a l o h
g o m d i b r r
o e b t w a h a
o c o f i v e h s g
d r b o a o o j e e
t y a t l n h e b t
n g r e e n s h e d



five for four get
go good green has




Write the Sight Words

Look at the sight word, trace the dotted lines, then write it yourself!



see



s

s

e

e

see

Can you _____ the
shooting star?

Write the Sight Words

Look at the sight word, trace the dotted lines, then write it yourself!



this




t

t h i s


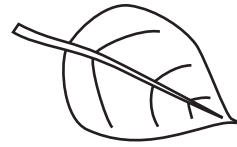
this

_____ is going to
be a fun trip!



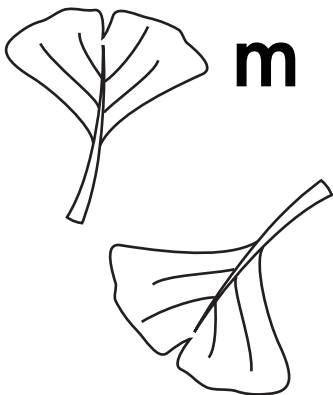

Word Search

Sight Words this -we




There are 8 words hidden in the puzzle below.
Circle the words as you find them and then cross
each one off the list on the bottom of the page.
Then color in the art!

p	a	r	e	t	l	o	d	p	d
u	t	h	t	h	r	e	e	u	i
m	w	i	p	k	a	i	n	n	m
y	o	e	e	w	o	m	l	e	v
t	h	i	s		a	b	o	l	
a	h	o	m		t	w	e	k	
w	r	o	i		o	a	l	h	
a	l	b	r	o	l	o	a	m	u
s	w	p	b	e	l	h	b	i	p
	m	t	o	b	e	t	h	e	o



this	three	to	too
two	up	was	we



Write the Sight Words

Look at the sight word, trace the dotted lines,
then write it yourself!



the



t


t h e

the

We are going to
beach today.

Write the Sight Words

Look at the sight word, trace the dotted lines,
then write it yourself!



to



to

to


to

I will write a letter

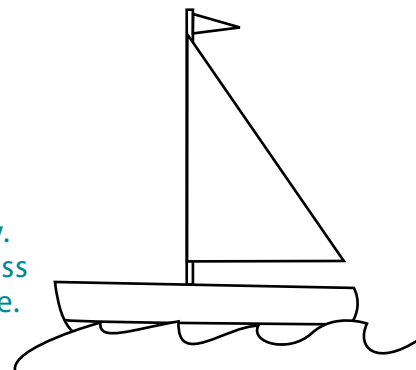
_____ my friend.

Word Search


Sight Words *what-you*



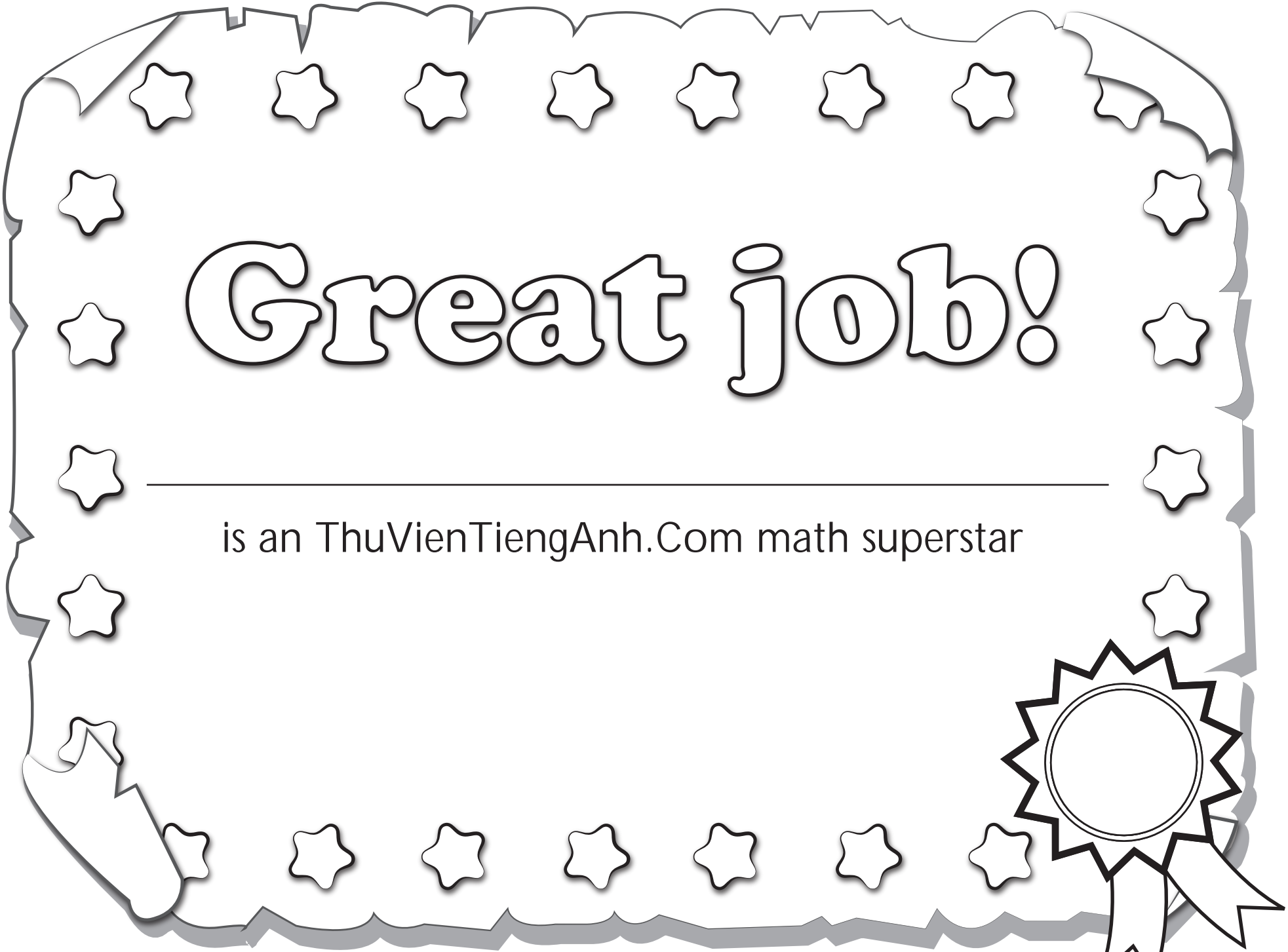
There are 8 words hidden in the puzzle below.
Circle the words as you find them and then cross
each one off the list on the bottom of the page.
Then color in the art!



l i y e l l o w r e
o n t s u o p h b f
i w i o h r o k n o
o y e e w h a t y c
s e d d w n e b o l
a s b f h e c a u c
w h y x i y w i t h
h a b w t e o a k l
l e h a i n e
e w h o f



what white who why
with yellow yes you



Great job!

is an ThuVienTiengAnh.Com writing superstar

