

Spelling Patterns:

2nd
GRADE

Endings



book → books




smile → smiled



witch → witches



cry → cried



berry → berries



run → running



leaf → leaves



tie → tying

Table of Contents

Spelling Patterns: Endings

Nouns: Singular vs. Plural
How to Make a Noun Plural
Ends in Y
More Than One
Plurals Word Search
The Irregular Plural Noun
Irregular Plural Nouns
Verbs: Verb Review
Basic Past Tense
Double the Consonant
Verbs That End in E
Verbs That End in Y
The Sounds ed Can Make
Spot the Ending
Verbs with Ing
Double the Consonant First
Take Away the E
Change Ie to Y Before Adding Ing
Consonant Endings: ed and ing
An End

Certificate of Completion

NOUNS

Singular vs. Plural

A **singular** noun is an individual person, place or thing. A **plural** noun is the word for more than one.

Singular Noun

cat
house
box
witch

Plural Noun

cats
houses
boxes
witches

We add **s** and **es** to the end of singular nouns to show that they are plural.

Spelling Rules: Adding s to Make a Plural

For many words all you need to do is add an s to the end of the word. Examples:

cat → cats
egg → eggs
jump → jumps

There are exceptions to this rule. Use this chart to help you remember what to do to make certain words plural.

If the word ends in:	do this:	and add:	Examples:
-ch -s -sh -x -z	change nothing	-es	church → churches mass → masses brush → brushes match → matches box → boxes
consonant + y	remove the y	-ies	spy → spies baby → babies try → tries

How to Make a Noun Plural

Most singular nouns can be made plural by just adding an **s** to the end. For nouns ending in **x**, **z**, **s**, **sh** and **ch** you can form the plural by adding an **es** to the end.

Directions: Look at the pictures and write each noun in singular and plural form.

Word Bank

witch



airplane



box



book



sock



horse



lemon




Singular	Plural

Ends in **y**

For words where **y** follows a vowel, add **s**.

For words where **y** follows a consonant, drop the **y** and add **ies**.



berry _____



baby _____



bunny _____



boy _____



key _____



fly _____



spy _____



monkey _____



tray _____



toy _____

More Than One

Write the plural for each word by adding **s** or **es**.



apple _____



fox _____




brush _____



ball _____



tent _____




sandwich _____



watch _____



ax _____



pig _____



house _____



bee _____



tomato _____

For words that end in **o** you normally just add **s** to make it plural, but there are exceptions.

Example: volcano → volcanoes.

Add **es** to these words ending with **o**.




tomato _____



potato _____

Plurals Word Search

Directions: Write the plural for each word by adding **s** or **es** to the end. Circle the plural forms found in the word search.



pencil _____



cup _____



fox _____



crayon _____



house _____



cat _____



witch _____



box _____

B	O	X	E	S	B	R	Y
C	W	I	T	C	H	E	S
R	I	X	E	S	Q	C	G
A	J	C	U	P	S	A	F
Y	M	U	Z	O	E	T	O
O	O	P	E	S	A	S	X
N	H	O	U	S	E	S	E
S	P	E	N	C	I	L	S

The Irregular Plural Noun


Make the nouns below plural but, be careful, they are irregular. Regular plural nouns just have an **s** at the end, but irregular plural nouns are different.



leaf



tooth



goose



scarf




kiss



wolf

Irregular Plural Nouns

Make the nouns below plural but, be careful, they are irregular. Regular plural nouns just have an **s** at the end, but irregular plural nouns are different.



child



person



foot



ox



woman



fish

VERBS

Verb Review

Remember that a noun is a person, place or thing. Verbs are often used in sentences right next to nouns. In your own words, describe what a verb is.

What are verbs that you've heard before? Write them here.

<hr/> <hr/> <hr/> <hr/> <hr/> <hr/> <hr/> <hr/> <hr/> <hr/> <hr/> <hr/> <hr/> <hr/> <hr/> <hr/> <hr/> <hr/> <hr/> <hr/> <hr/> <hr/> <hr/> <hr/>	<hr/> <hr/> <hr/> <hr/> <hr/> <hr/> <hr/> <hr/> <hr/> <hr/> <hr/> <hr/> <hr/> <hr/> <hr/> <hr/> <hr/> <hr/> <hr/> <hr/> <hr/> <hr/> <hr/> <hr/>
---	---



Basic Past Tense

We add **ed** to the end of regular verbs to show that something happened in the past.

Directions: Read the first sentence, and circle the verbs. Rewrite the verb from the word bank into the second sentence to show that the action happened in the past.

Example: The children play at recess time.

Yesterday, the children played at recess time.

Word Bank

ask

chase

depend

hand

walk

1. We depend on the car to get from home to school.

We _____ on the car to get from home to school, but now we ride the bus to school.

2. "Hand your homework in," said the teacher to her students.

The students _____ in their homework to the teacher.

3. I chase the ball across the field.

I _____ the ball across the field.

4. Did you ask to go to the park?

Yes, I _____ to go to the park.

5. Let's walk around the lake.

We _____ around the lake.

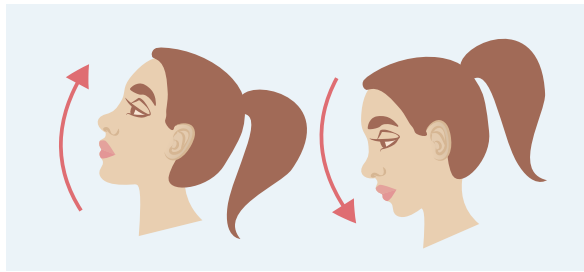


Double the Consonant

For some verbs, you need to double the last letter before adding ed. These words have a special pattern. The last three letters of the word have the pattern consonant-vowel-consonant.

Directions: Change each word to the past tense by doubling the last consonant and adding ed. Then, draw a picture to illustrate the past tense verb.

Example: **nod** **nodded**



stop _____

hop _____

skip _____

sob _____

Verbs That End in e

When a verb ends in **e** add only a **d** to the word to make it past tense.

Directions: Rewrite the words below to put them in the past tense. Then, find the word in the word search.

Example: dance danced



smile _____




pick _____



pinch _____



sneeze _____



race _____



paint _____



rain _____



help _____

P	A	I	N	T	E	D	S
I	S	M	I	L	E	D	N
N	A	E	D	E	P	R	E
C	T	K	O	Q	D	A	E
H	V	X	C	B	U	I	Z
E	R	A	C	E	D	N	E
D	X	H	E	L	P	E	D
P	I	C	K	E	D	D	J

Verbs That End in **y**

When a verb ends with a **y** and there is a consonant before it, the **y** changes to **i** before adding **ed**.

Example: study → studi + ed → studied



cry _____



try _____



fry _____



worry _____



hurry _____



carry _____



copy _____



dry _____

B	T	A	R	F	W	C	X
C	R	I	E	D	O	A	H
O	I	A	B	H	R	R	U
P	E	I	S	Q	R	R	R
I	D	P	R	B	I	I	R
E	H	Y	I	P	E	E	I
D	R	I	E	D	D	D	E
F	R	I	E	D	I	E	D


The Sounds **ed** Can Make

Adding **ed** to the end of a word can make three different sounds. Depending on the word you add **ed** to, it can sound like “**id**,” “**d**,” or “**t**.”

Cut out each word at the bottom of the page. Then, one by one, read each word aloud, and glue it in the correct column. Each column starts with an example.

“id”	“d”	“t”
batted	played	blinked

exited	bloomed	loved
agreed	dumped	smiled
added	baked	talked




Spot the Ending

Directions: Circle the correct past tense verb.

Example: bake

bakked **baked** bakd



wash washed washd washed

relax relaxd relaxed relaxxed

clean cleaned cleanned cleand

smile smiled smild smiled

visit visits visited visitted

invite invites invitedd invited

call calld caled called

pry pried pryed pryedd

live livd lived livved

spy spiedd spide spied

Verbs with **ing**

Rewrite each verb to tell what is happening now.

1. Are you _____ to open the door?
(try)

2. He is _____ basketball with his friends.
(play)

3. She is _____ a cake for the party.
(bake)

4. We are _____ to music.
(listen)

5. Tim is _____ his bike to school.
(ride)

6. Sara is _____ for a book to read.
(look)

7. Our school is _____ paper and plastic.
(recycle)

8. I am _____ the cat.
(feed)



Double the Consonant First

For some verbs, you need to double the last letter before adding **ing**. These words have a special pattern. The last three letters have the pattern consonant-vowel-consonant.

Directions: Change each word to the present tense by doubling the last consonant and adding **ing**. Then, draw a picture to illustrate the present tense verb.

Example: **run** **running**



tap _____

swim _____

pop _____

sip _____

Take Away the e

If the verb ends in a **consonant + e**, take away the **e** before adding **ing** to show the action is happening now.

Directions: Read the first sentence, and circle the verb. Rewrite the verb in the second sentence to show that the action is happening now. Remember to drop the **e**.

Example: I will phone my friends to invite them to my party.

I am phoning my friends to invite them to my party.

Word Bank

dance make bake phone take wake smile bite

1. I will dance when I hear my favorite song.

I am _____ to my favorite song.

2. We will make a card for our mom's birthday.

We are _____ a card for our mom's birthday.

3. Do you want to bake cookies or a cake?

We are _____ brownies!

4. He will have to wake up early for the trip.

He is _____ up.

5. Try to smile for the picture.

Everyone is _____ for the class picture.

6. Dad will take us to the zoo.

Dad is _____ us to the zoo right now.



Change **ie** to **y** Before Adding **ing**

If the verb ends in an **ie** change the **ie** to **y**. Then add **ing** to show the action is happening now.

die _____

lie _____

tie _____

vie _____



I	T	A	V	Y	I	N	G
F	R	T	Y	I	N	G	R
I	D	K	X	R	S	H	E
G	Y	L	H	M	E	R	W
N	I	N	A	Y	G	E	J
T	N	G	D	Z	W	T	U
R	G	A	R	Q	R	R	N
B	A	L	Y	I	N	G	G

Consonant Endings: **ed** and **ing**

For each list circle the correct **ed** and **ing** ending for the verb.

walk walkked **walked** **walking** wakking

jump jumped jumpped jumppping jumping

slap slapped slaping slapping slaped

pin pinned pinning pined pineng

dot doted dotted doting dotting

tan tanned taning taned tanning

wag wagdd wagged waggeng wagging

wink winkdd winked winking winkking

tug tugging tuced tugging tugged

pull puling pulled pulling puled

Write the correct **ed** or **ing** ending for the word given.

1. Frank (tap) _____ his foot to the music.

2. Kristi is (put) _____ the cake in the oven.

3. Mindy (play) _____ with her friends after school.

4. Mark is (look) _____ for his other sock.



An End

Rewrite each word with the ending **ed**.

wish _____

cry _____

stop _____

cough _____

hurry _____

sneeze _____

laugh _____

pop _____

nod _____

time _____

Complete each sentence with the correct word from the box. Spell the word correctly with **ing** at the end.

Word Bank

worry

bob

wave


take

smell

keep

1. At the Halloween party we are _____ for apples.
2. He is _____ about the math test this week.
3. She is _____ at the animals at the zoo.
4. They are _____ their house clean by sweeping every day.
5. Mike does not like _____ the trash out.
6. Mom was _____ the flowers at the park.





Great job!

is an ThuVienTiengAnh.Com writing superstar

