

Skip Counting

2nd
GRADE

Can you help
your new friends
with counting and
rounding?



$$87 - 22 = 90 - 20 = 70$$




Table of Contents

Skip Counting

- Hundreds Chart
- Skip Counting by 2s, 5s and 10s to 100
- Counting to 120
- Dot-to-Dot Zoo: Count by 2 #1
- Dot-to-Dot Zoo: Tapir Count by 2
- Dot-to-Dot Zoo: Antelope Count by 2
- Dot-to-Dot Zoo: Count by 2 #2
- Dot-to-Dot Zoo: Count by 2 #3
- Dot-to-Dot Zoo: Count by 3
- Connect the Dots by 5! #1
- Dot-to-Dot Zoo: Coatimundi Count by 5
- Dot-to-Dot Zoo: Count by 5 #1
- Connect the Dots by 5! #2
- Connect the Dots: Practice Skip Counting by Fours!
- Dot-to-Dot Zoo: Count by 5 #2
- Dot-to-Dot Zoo: Count by 5 #3
- Dot-to-Dot Zoo: Count by 9
- Dot-to-Dot Zoo: Count by 5 #4
- Connect the Dots: Practice Skip Counting by Tens!
- Connect the Dots: Practice Skip Counting by Threes
- Dot-to-Dot Zoo: Count by 10
- Hopping Through Candy Land
- Add, Round, Add #10
- Add, Round, Add #1
- Rounding and Subtracting #1
- Rounding and Subtracting #2
- Rounding and Subtracting #3
- Speedy Rounding and Subtracting 9
- Connect the Dots by 3!
- Rock Skipping
- Connect the Dots by 6!

Certificate of Completion

Hundreds Chart

Use the hundreds chart to see patterns between numbers.

1. Draw a star over the number 32. Now circle the number that is 10 more than 32. Now circle the number that is 10 less than 32. What did you notice?
2. Draw a star over the number 1 on the chart. Now pick any one-digit number: _____. Now add: $1 + \underline{\hspace{1cm}}$ Circle your answer. Keep adding the number you chose, and circle the sums until you run out of room. Do you notice a pattern?
3. Activity: Get together with a partner. Have your partner choose any two-digit number on the chart., Ask him/her to tell you ONE of the digits that is in the number. Can you find all the possible numbers that your partner could be thinking of?

1	2	3	4	5	6	7	8	9	10
11	12	13	14	15	16	17	18	19	20
21	22	23	24	25	26	27	28	29	30
31	32	33	34	35	36	37	38	39	40
41	42	43	44	45	46	47	48	49	50
51	52	53	54	55	56	57	58	59	60
61	62	63	64	65	66	67	68	69	70
71	72	73	74	75	76	77	78	79	80
81	82	83	84	85	86	87	88	89	90
91	92	93	94	95	96	97	98	99	100

name

date

Skip Counting by 2s, 5s and 10s to 100.

Count by 2s and trace the border of the numbers that you land on in red. Count by 5s and trace that you land on in blue. Count by 10s and trace the border of the numbers you land on in green.

Challenge question: If you keep counting on from 100, what's the next number you will trace in red? Blue? Green?

1	2	3	4	5	6	7	8	9	10
11	12	13	14	15	16	17	18	19	20
21	22	23	24	25	26	27	28	29	30
31	32	33	34	35	36	37	38	39	40
41	42	43	44	45	46	47	48	49	50
51	52	53	54	55	56	57	58	59	60
61	62	63	64	65	66	67	68	69	70
71	72	73	74	75	76	77	78	79	80
81	82	83	84	85	86	87	88	89	90
91	92	93	94	95	96	97	98	99	100

name

date

Counting to 120

Use this chart to help you count past 100! Fill in the missing numbers, starting with 101...


1	2	3	4	5	6	7	8	9	10
11	12	13	14	15	16	17	18	19	20
21	22	23	24	25	26	27	28	29	30
31	32	33	34	35	36	37	38	39	40
41	42	43	44	45	46	47	48	49	50
51	52	53	54	55	56	57	58	59	60
61	62	63	64	65	66	67	68	69	70
71	72	73	74	75	76	77	78	79	80
81	82	83	84	85	86	87	88	89	90
91	92	93	94	95	96	97	98	99	100

DOT-TO-DOT ZOO

What animal is it?
Count by 2s to complete the picture.



DOT-TO-DOT ZOO



44

46

48

What animal is it?
Count by 2's to complete the picture.

8



50



104

106



74

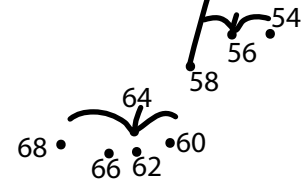
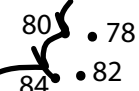
72

70

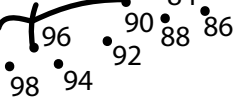
52

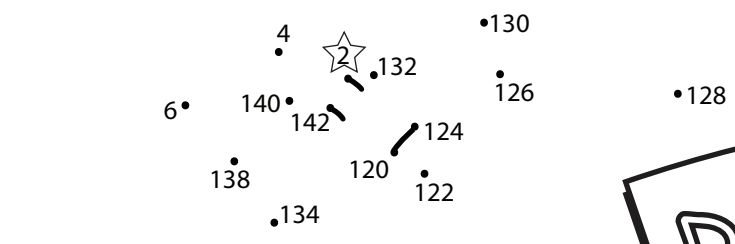
76

102

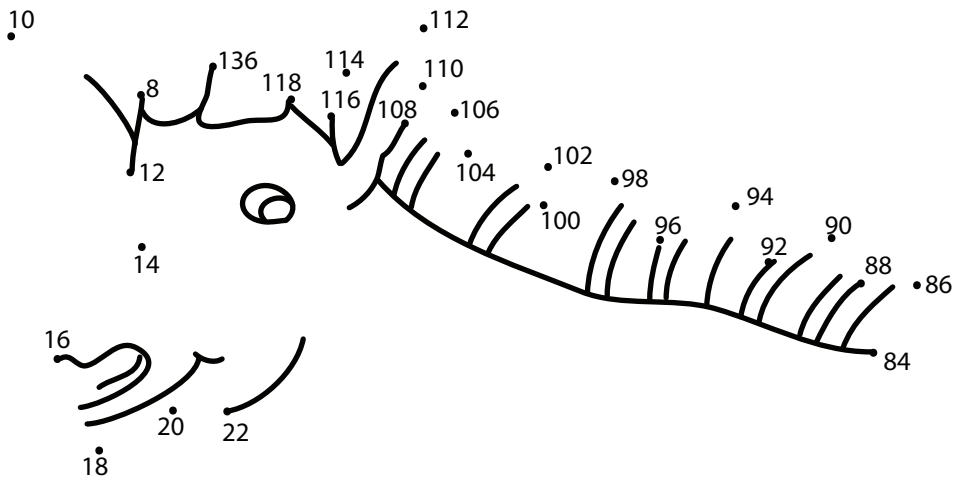


100

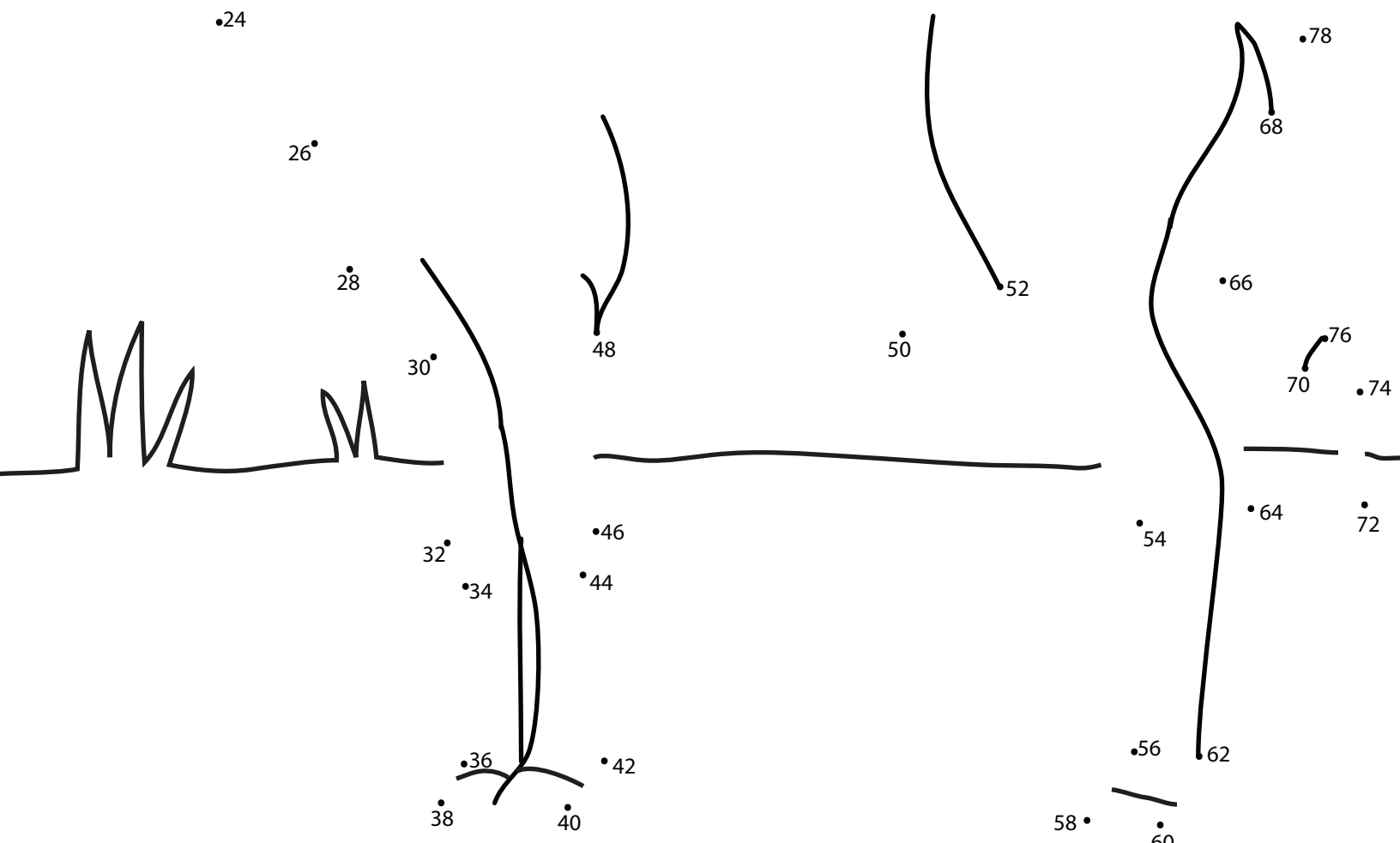





DOT-TO-DOT ZOO




What animal is it?
Count by 2's to complete the picture.



DOT-TO-DOT ZOO



What animal is it?
Count by 2s to complete
the picture.



DOT-TO-DOT ZOO

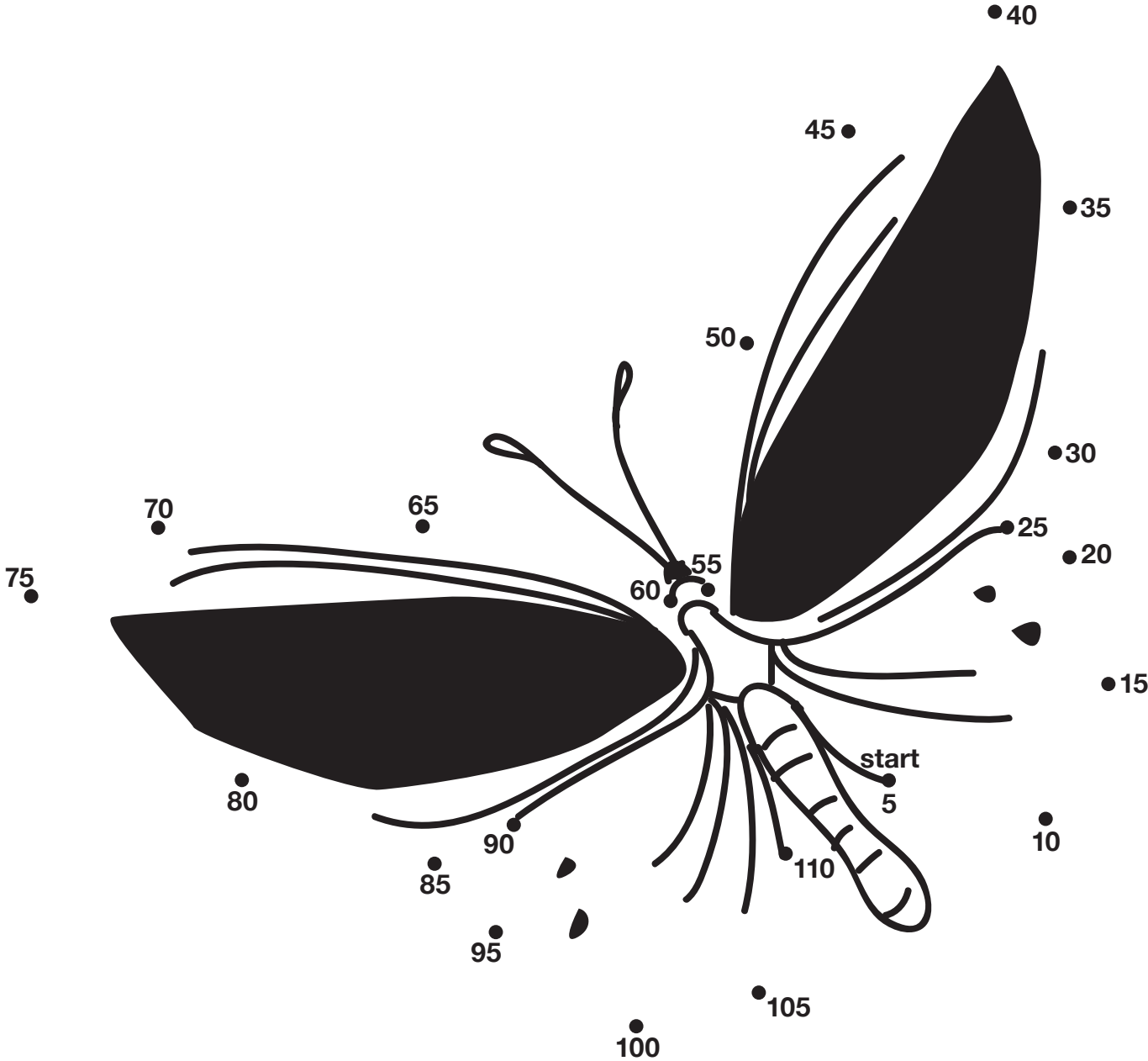
What animal is it?
Count by 2's to complete
the picture.

DOT-TO-DOT ZOO

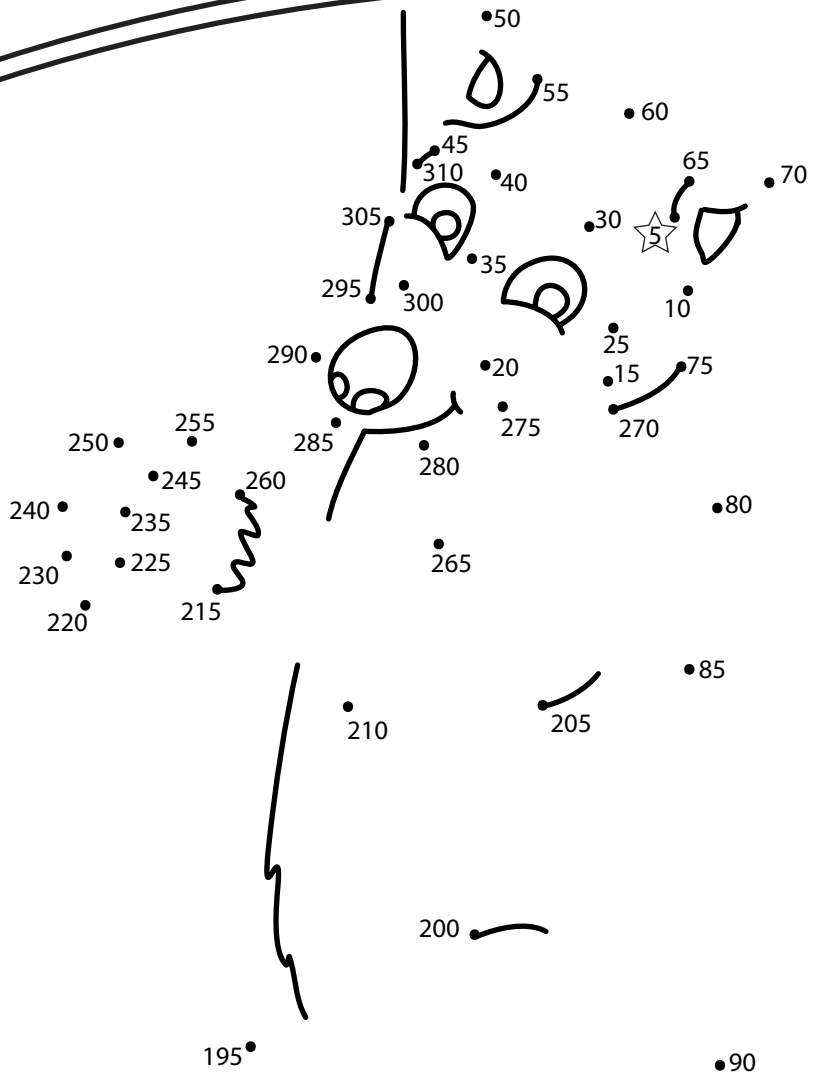
What animal is it?
Count by 3's to complete the picture.

Connect the Dots by 5!

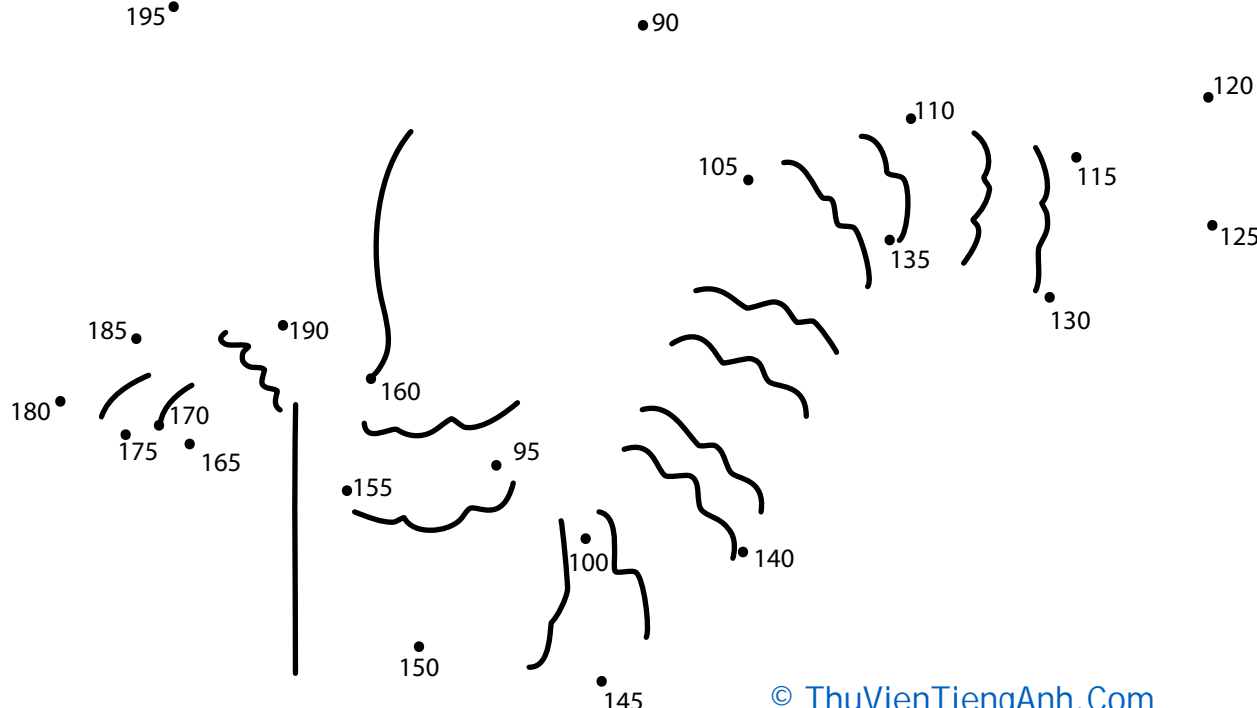
All of these dots are multiples of 5. Will you connect them to create the butterfly's wings?



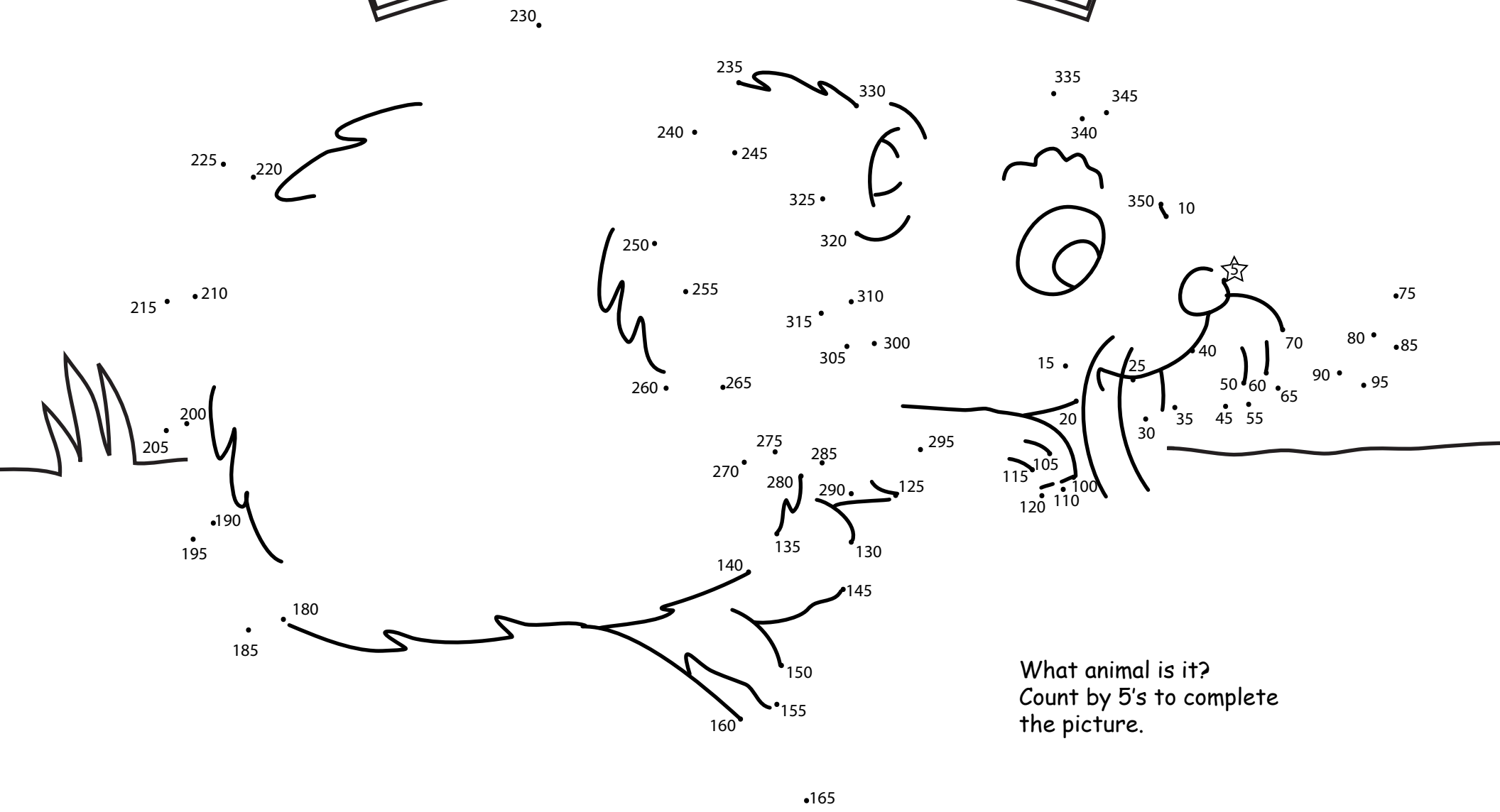
DOT-TO-DOT ZOO



What animal is it?
Count by 5's to complete the picture.



DOT-TO-DOT ZOO




What animal is it?
Count by 5's to complete
the picture.

175

170

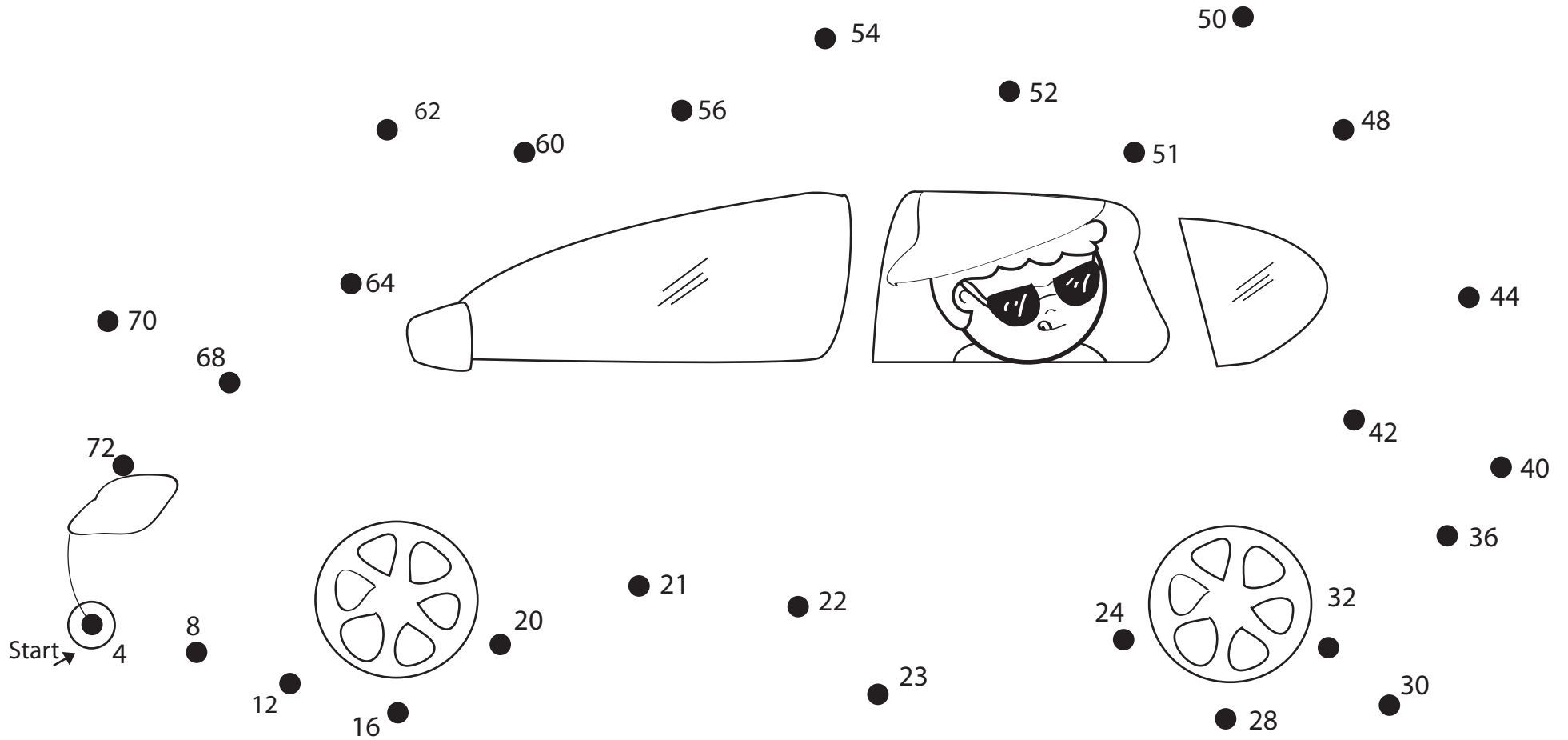
Connect the Dots by 5!

All of these dots are multiples of three. Will you connect them to create the turtle's shell?



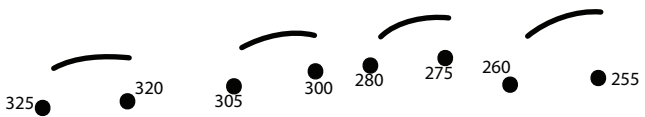
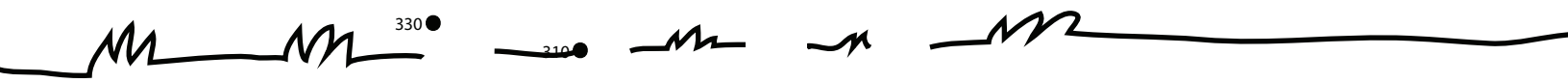
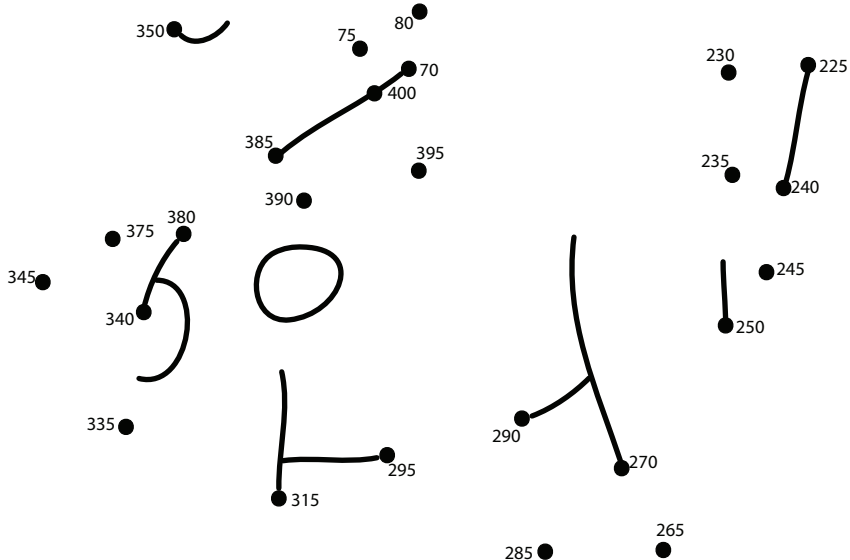
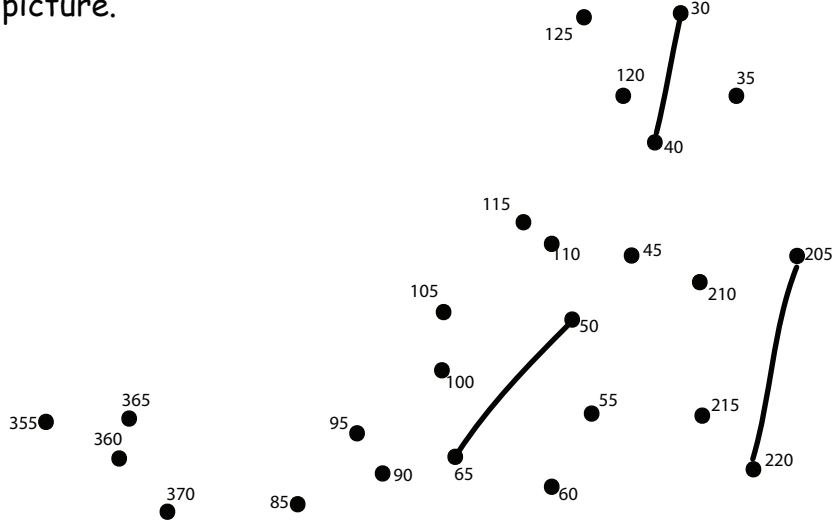
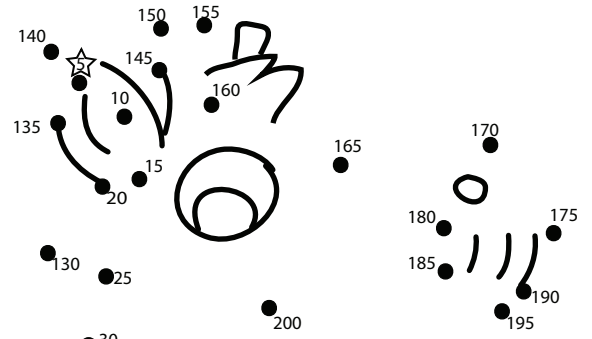
Connect the Dots: Practice Skip Counting by Fours!

Skip count by 4 to connect the dots and discover what can take you to the beach.



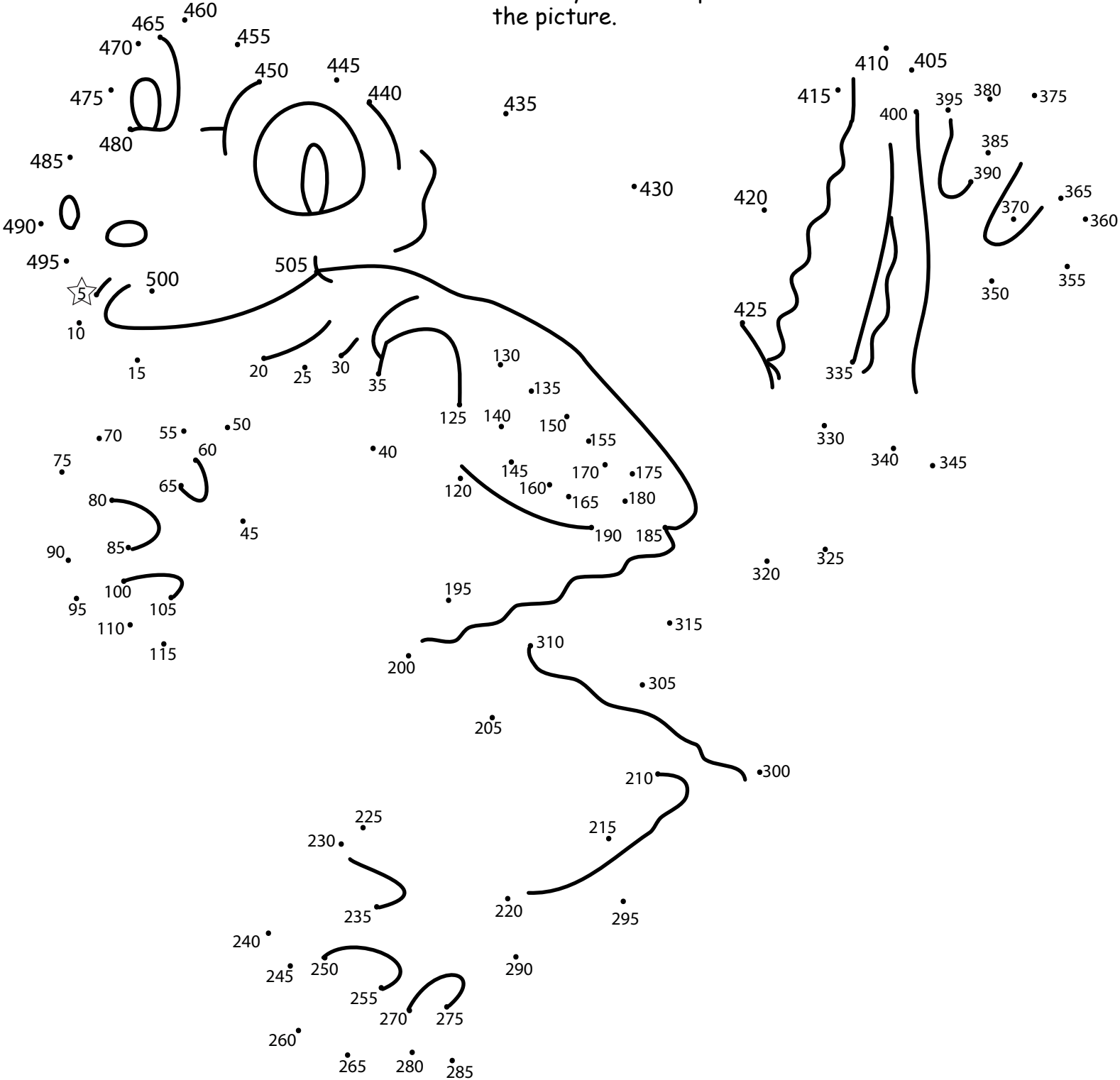
DOT-TO-DOT ZOO

What animal is it?
Count by 5s to complete the picture.

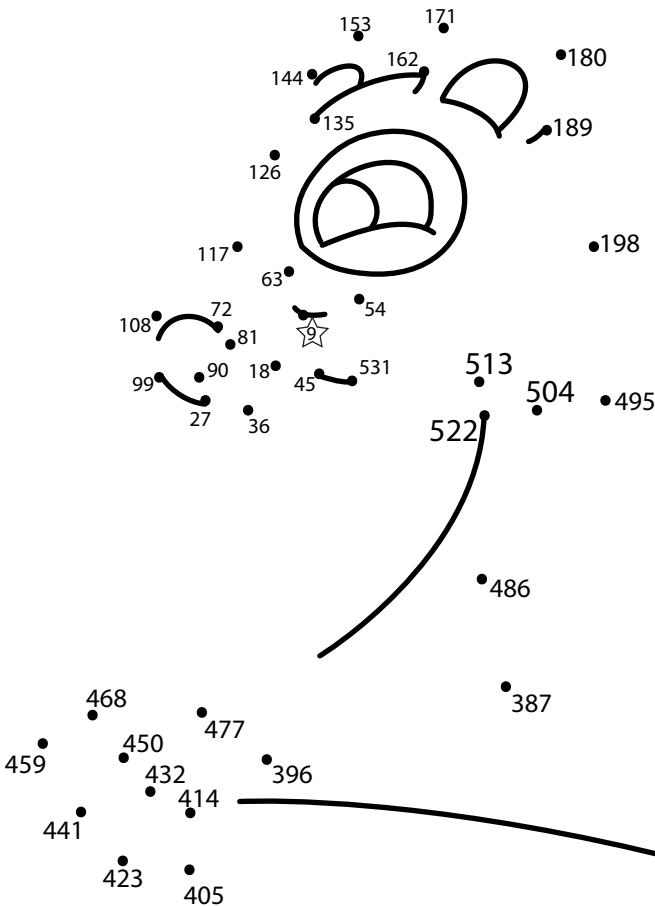


DOT-TO-DOT ZOO


What animal is it?
Count by 5's to complete the picture.



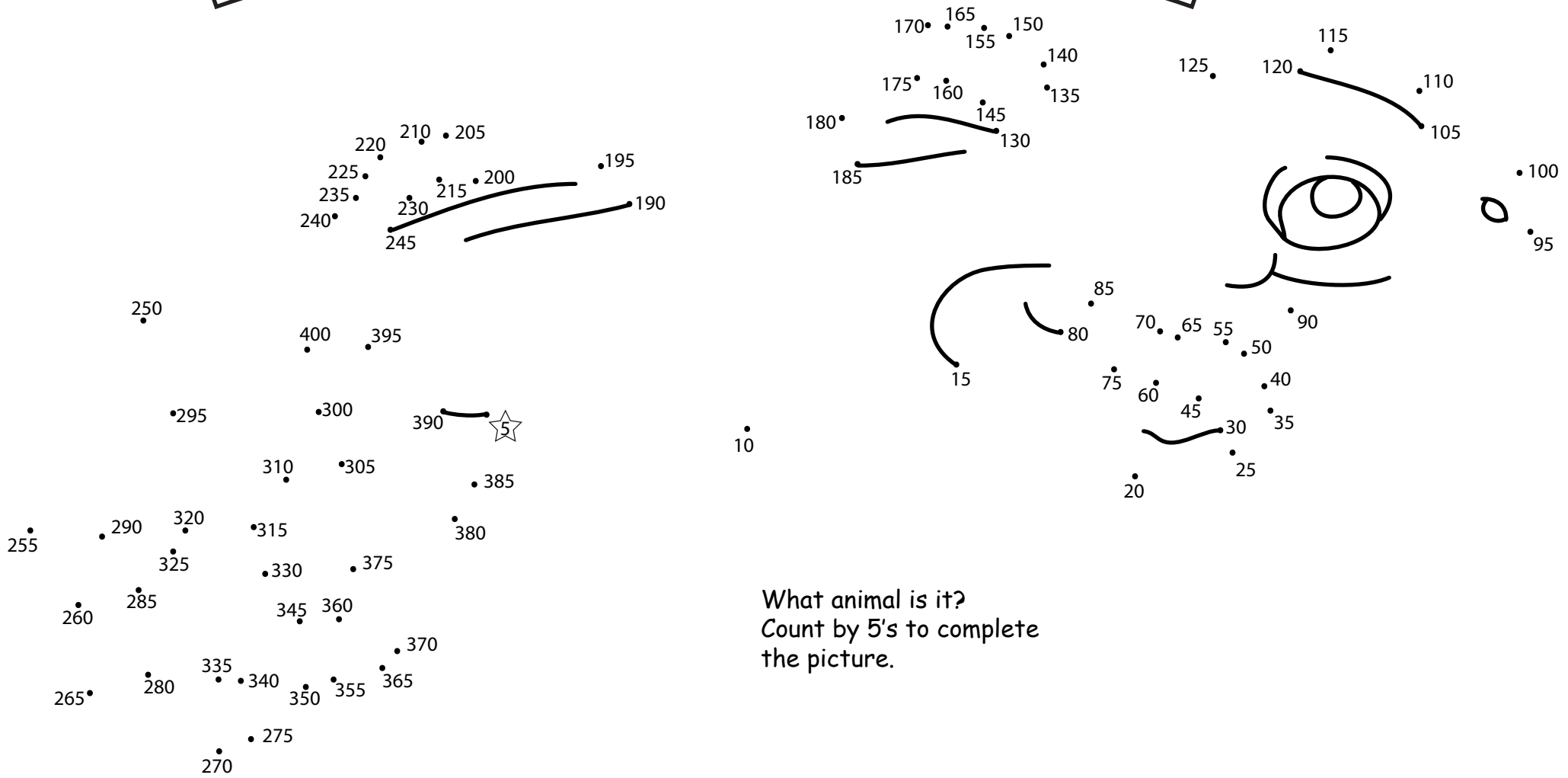
DOT-TO-DOT ZOO



What animal is it?
Count by 9's to complete
the picture.



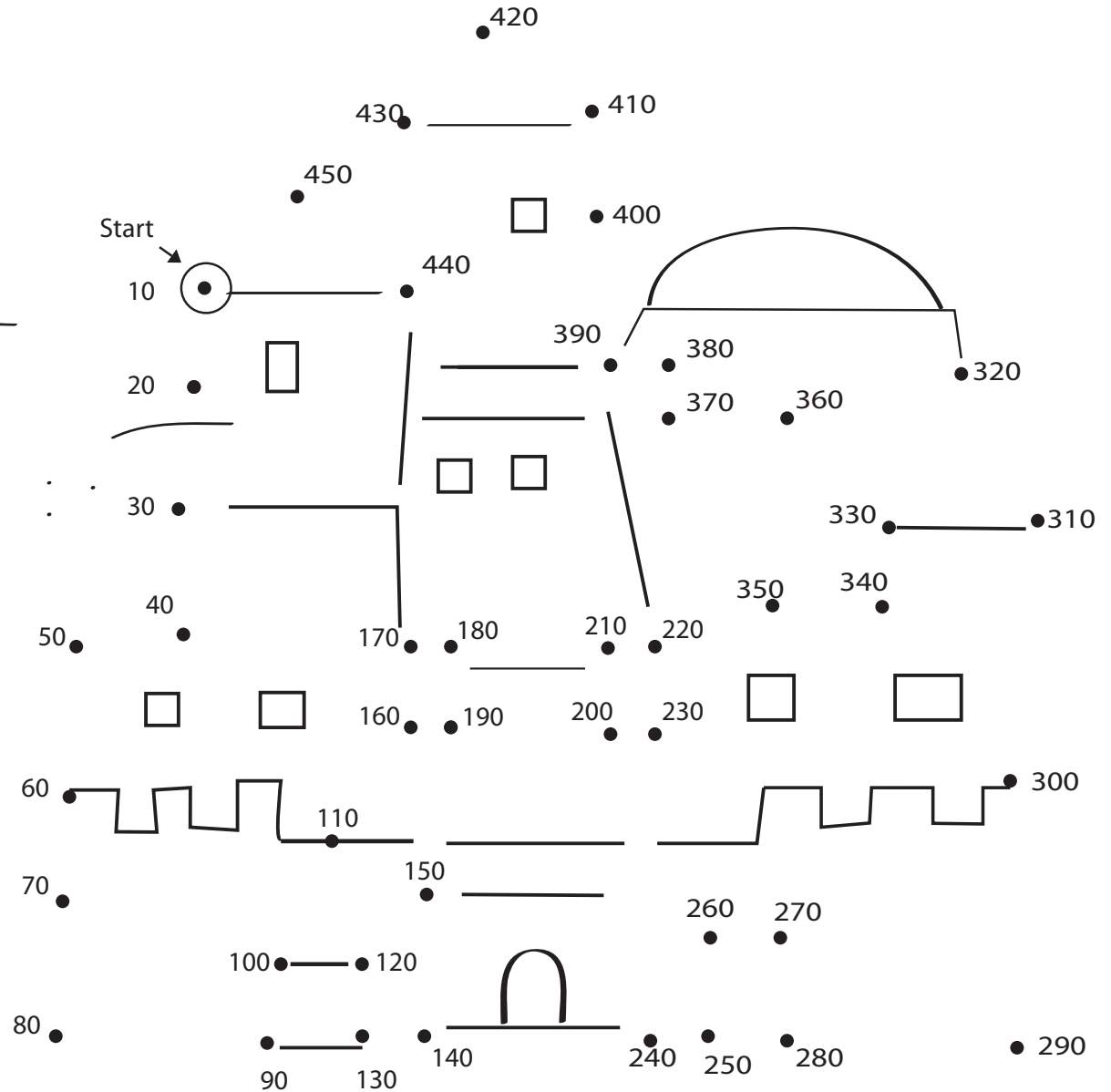
DOT-TO-DOT ZOO



What animal is it?
Count by 5's to complete
the picture.

Connect the Dots: Practice Skip Counting by Tens!


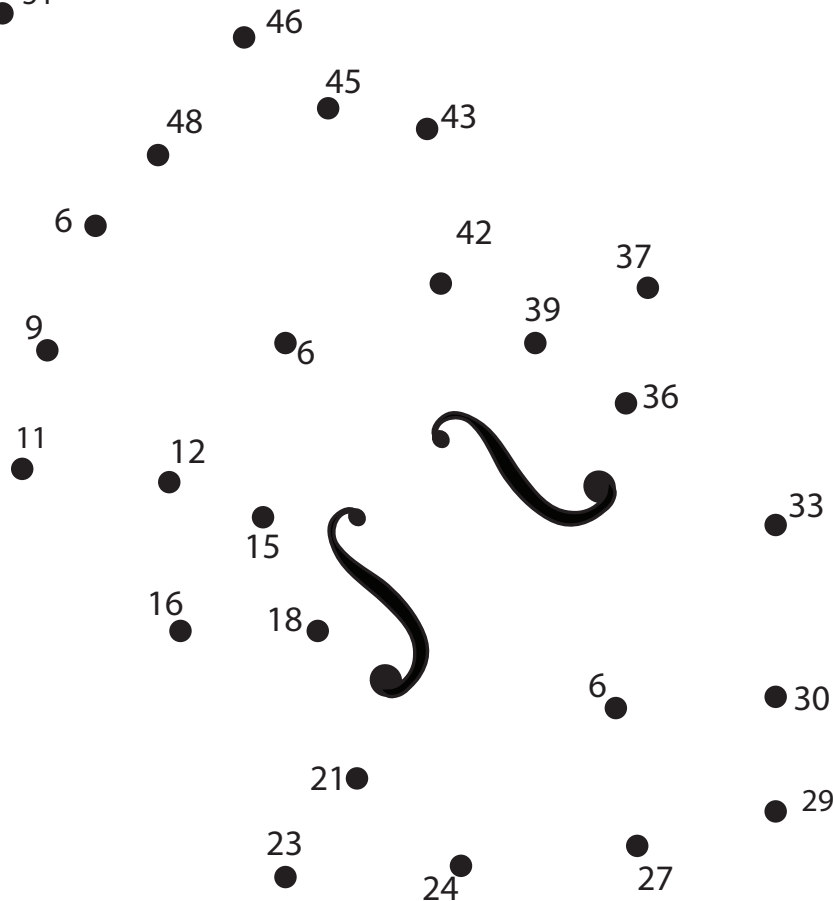
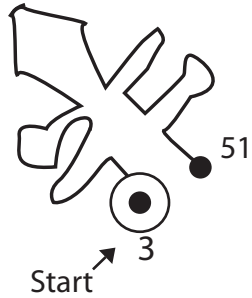
Skip count by 10 to connect the dots and discover what Tony built out of sand.




Connect the Dots: Practice Skip Counting by Threes!

A musical instrument is missing and a concert is about to begin!

Connect the dots as you skip count by 3, to find the missing musical instrument.
















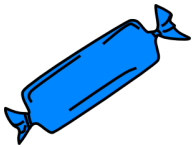
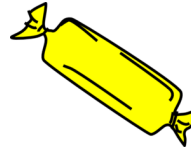
DOT-TO-DOT ZOO



What animal is it?
Count by 10's to complete
the picture.

Hopping Through Candy Land

This land is full of yummy candy! Hop from gumdrop to gumdrop as you count by 10.



2nd Grade **Add Round Add** #10

Add the numbers and round each answer. Then add them together to get the final total.

Rounding to the nearest hundred

If the number in the tens place is 5 or greater, the hundreds digit goes up one.
If the number in the tens place is 4 or less, the hundreds digit does not change.

Example: 468 → 500 712 → 700



$$\begin{array}{r} 83 \\ + 67 \\ \hline \end{array}$$

$$\begin{array}{r} 72 \\ + 96 \\ \hline \end{array}$$

150

+

168

200 + 200

=

400

$$\begin{array}{r} 60 \\ + 72 \\ \hline \end{array}$$

$$\begin{array}{r} 80 \\ + 98 \\ \hline \end{array}$$

+

=

$$\begin{array}{r} 77 \\ + 96 \\ \hline \end{array}$$

$$\begin{array}{r} 70 \\ + 40 \\ \hline \end{array}$$

+

=

$$\begin{array}{r} 88 \\ + 42 \\ \hline \end{array}$$

$$\begin{array}{r} 95 \\ + 87 \\ \hline \end{array}$$

+

=

2nd Grade

Add, Round, Add #1

Add the numbers and round each answer. Then add them together to get the final total.

Rounding to the nearest hundred

If the number in the tens place is 5 or greater, the hundreds digit goes up one.

If the number in the tens place is 4 or less, the hundreds digit does not change.

Example: 468 → 500

712 → 700



$$\begin{array}{r} 90 \\ + 32 \\ \hline \end{array}$$

$$\begin{array}{r} 96 \\ + 61 \\ \hline \end{array}$$

122

+

157

100 + 200

=

300

$$\begin{array}{r} 85 \\ + 69 \\ \hline \end{array}$$

$$\begin{array}{r} 40 \\ + 27 \\ \hline \end{array}$$

+

=

$$\begin{array}{r} 39 \\ + 70 \\ \hline \end{array}$$

$$\begin{array}{r} 69 \\ + 74 \\ \hline \end{array}$$

+

=

$$\begin{array}{r} 84 \\ + 52 \\ \hline \end{array}$$

$$\begin{array}{r} 86 \\ + 45 \\ \hline \end{array}$$

+

=



Grade
2★

Rounding and Subtracting

Estimating numbers makes you speedy! Round the numbers before subtracting. Remember, when rounding to the nearest ten:

*If the number in the ones place is 5 or greater, round up to the nearest ten.
If the number in the ones place is 4 or less, round down to the nearest ten.*

Example: $18 \rightarrow 20$

$14 \rightarrow 10$

Example

$$85 - 53 = 90 - 50 = 40$$

$$74 - 70 = \quad = \quad$$

$$88 - 10 = \quad = \quad$$

$$38 - 22 = \quad = \quad$$

$$85 - 10 = \quad = \quad$$

$$36 - 11 = \quad = \quad$$

$$73 - 31 = \quad = \quad$$

$$59 - 14 = \quad = \quad$$





Grade
2★

Rounding and Subtracting

Estimating numbers makes you speedy! Round the numbers before subtracting. Remember, when rounding to the nearest ten:

*If the number in the ones place is 5 or greater, round up to the nearest ten.
If the number in the ones place is 4 or less, round down to the nearest ten.*

Example: $18 \rightarrow 20$

$14 \rightarrow 10$

Example

$$24 - 11 = 20 - 10 = 10$$

$$72 - 18 = \quad = \quad$$

$$77 - 55 = \quad = \quad$$

$$85 - 42 = \quad = \quad$$


$$59 - 31 = \quad = \quad$$

$$97 - 48 = \quad = \quad$$

$$78 - 69 = \quad = \quad$$

$$69 - 57 = \quad = \quad$$





Grade
2★

Rounding and Subtracting

Estimating numbers makes you speedy! Round the numbers before subtracting. Remember, when rounding to the nearest ten:

*If the number in the ones place is 5 or greater, round up to the nearest ten.
If the number in the ones place is 4 or less, round down to the nearest ten.*

Example: $18 \rightarrow 20$

$14 \rightarrow 10$

Example

$$94 - 60 = 90 - 60 = 30$$

$$68 - 26 = \quad = \quad$$

$$89 - 65 = \quad = \quad$$


$$75 - 52 = \quad = \quad$$

$$92 - 81 = \quad = \quad$$

$$89 - 75 = \quad = \quad$$

$$90 - 20 = \quad = \quad$$

$$49 - 32 = \quad = \quad$$



Grade
2★

Estimating numbers makes you speedy! Round the numbers before subtracting. Remember, when rounding to the nearest ten:

*If the number in the ones place is 5 or greater, round up to the nearest ten.
If the number in the ones place is 4 or less, round down to the nearest ten.*

Example: $18 \rightarrow 20$

$14 \rightarrow 10$

Example

$$29 - 14 = 30 - 10 = 20$$

$$28 - 11 = \quad = \quad$$

$$96 - 54 = \quad = \quad$$

$$87 - 22 = \quad = \quad$$

$$57 - 31 = \quad = \quad$$

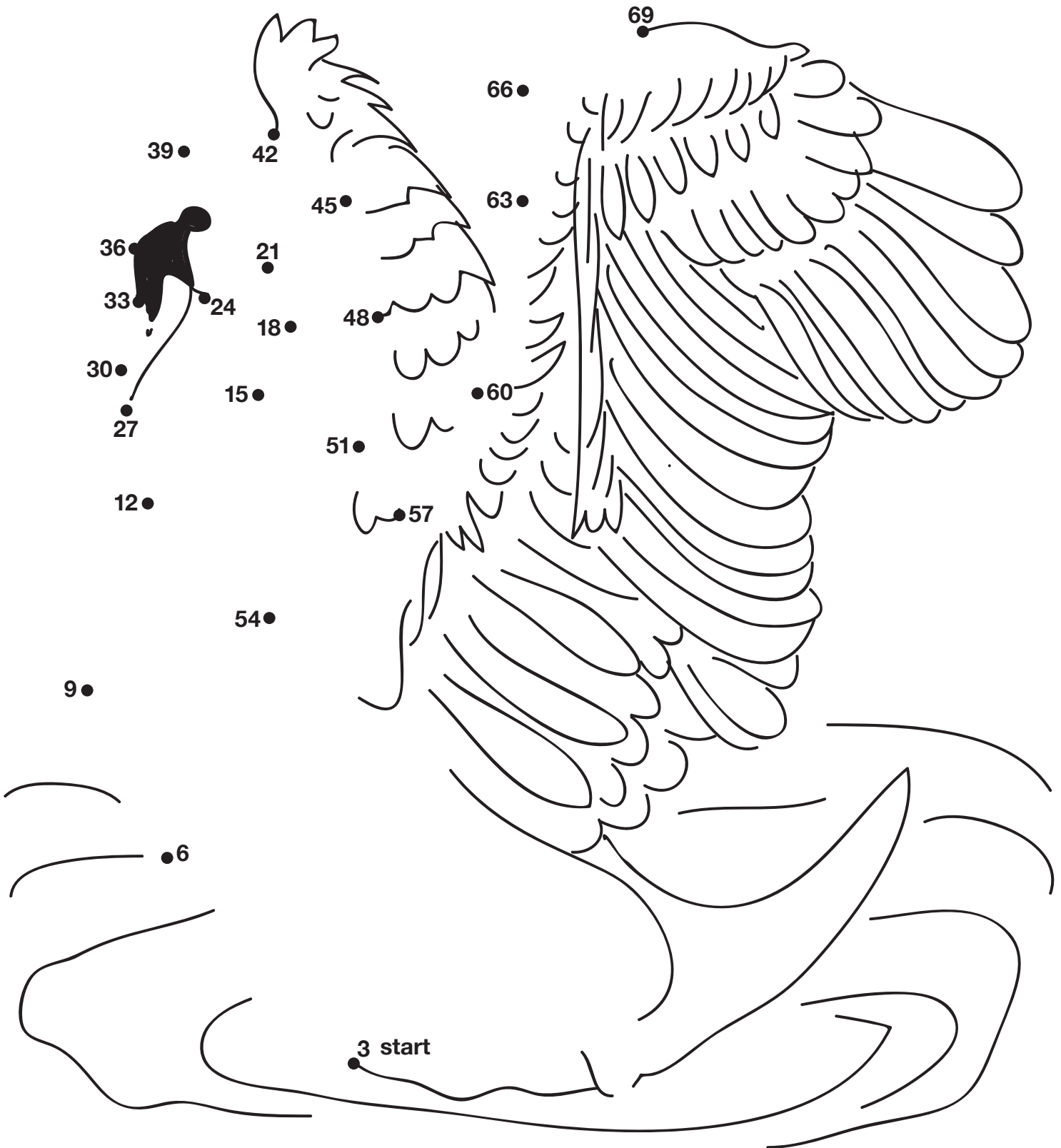
$$86 - 53 = \quad = \quad$$

$$74 - 21 = \quad = \quad$$

$$53 - 19 = \quad = \quad$$


Connect the Dots by 3!

All of these dots are multiples of 3. Will you connect them to draw the swan's neck and wing?



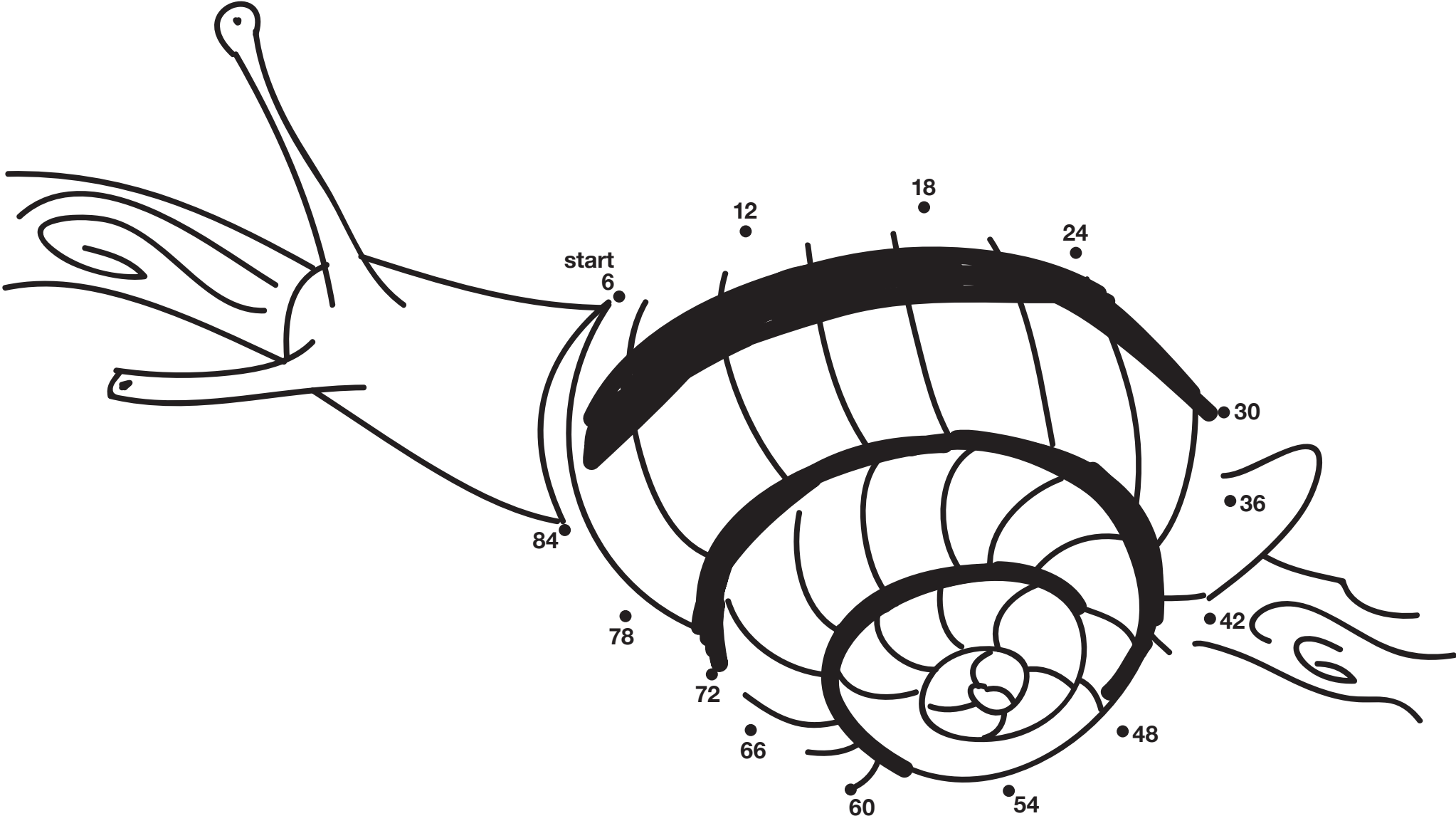
Rock Skipping


Skip across the stream on the rocks. Count by 4 as you go.
Can you write the correct number in each rock?



Connect the Dots by 6!

All of these dots are multiples of 6. Will you connect them to create the snail's shell?





Great job!

is an ThuVienTiengAnh.Com math superstar

