


Shape, Texture, Size, and Color:

# EXPLORING ATTRIBUTES!



Be a Hot Air Balloon Designer!



# Table of Contents

## Shape, Texture, Size, and Color: Exploring Attributes


- Shape Jumble \*
- Shape Mix-Up \*
- Everyday Shapes \*
- Animal Shape-Up \*
- One of These Things Is Not Like The Other One (Part One) \*
- One of These Things Is Not Like The Other One (Part Two) \*
- One of These Things Is Not Like The Other One (Part Three) \*
- One of These Things Is Not Like The Other One (Part Four) \*
- Big and Little and Sometimes in the Middle! \*
- Rough or Smooth, Hard or Soft... How Does It Feel? \*
- Present Attribute Sort \*
- Be a Cake Designer!
- Hot Air Balloon Attribute Sort \*
- Be A Hot Air Balloon Designer!
- Attribute Picture Hunt \*
- Flashcard Sorting!
- Certificate of Completion
- Answer Sheets

*\* Includes Answer Sheet*

Name: \_\_\_\_\_ Date: \_\_\_\_\_

# Shape Jumble

Color all the circles **red**, all the triangles **blue**, and all the squares **green**.



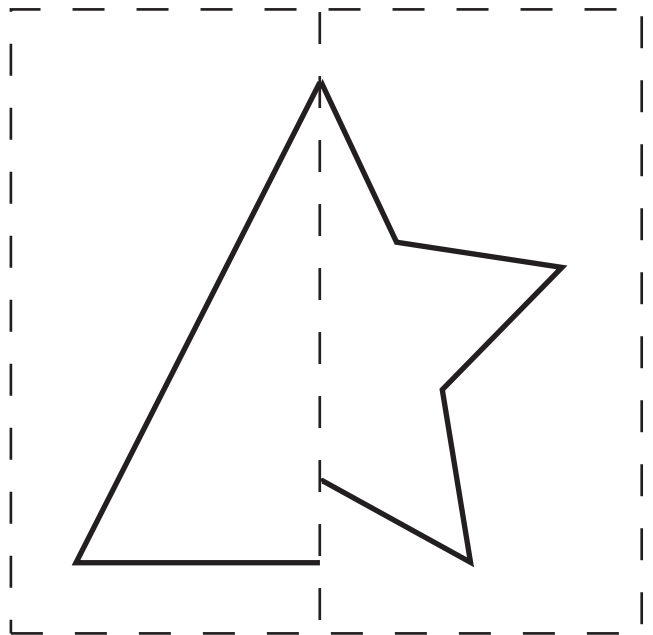
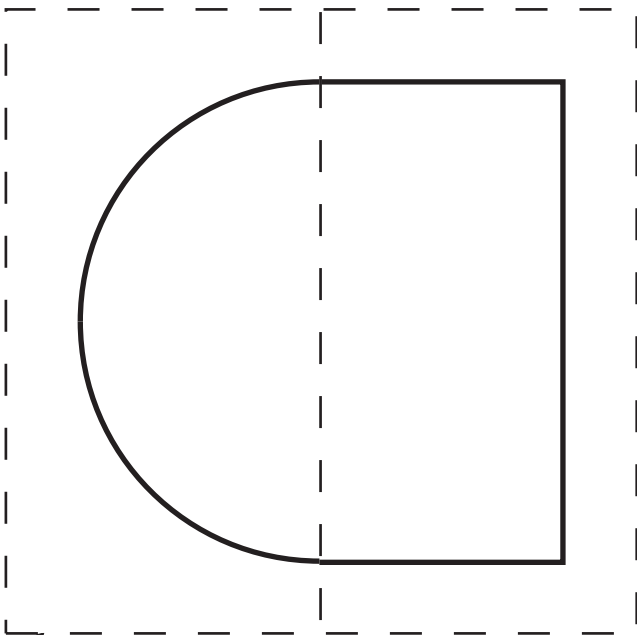

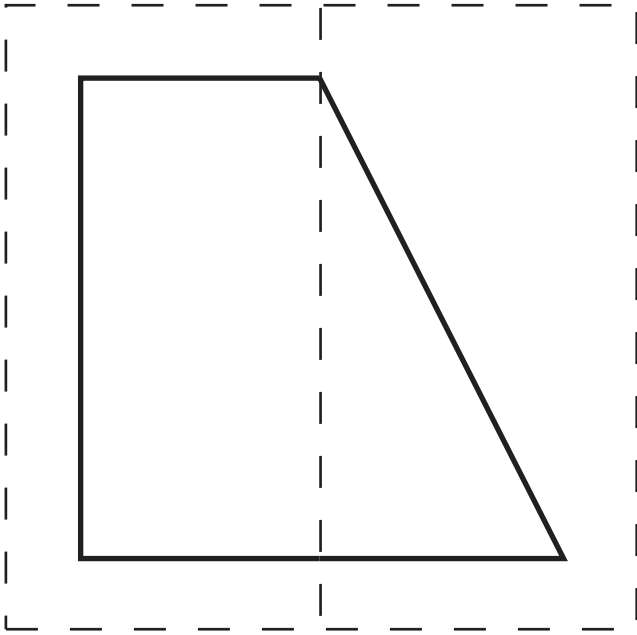
1. How many **circles** did you color? \_\_\_\_\_

2. How many **triangles** did you color? \_\_\_\_\_

3. How many **squares** did you color? \_\_\_\_\_

# Shape Mix-Up








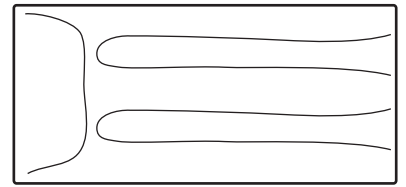


Oops! These shapes are all mixed up. Can you put them back together?  
Cut out the pictures and match them to make a circle, square,  
triangle, and star.



Name: \_\_\_\_\_ Date: \_\_\_\_\_

# Everyday Shapes


Draw a line from the basic shapes to the matching everyday objects.  
Each shape connects to more than one everyday object.



Name: \_\_\_\_\_ Date: \_\_\_\_\_

# Animal Shape-Up

Animals come in all different shapes and sizes! Use the word bank words below to describe the similarities and differences between each animal.



\_\_\_\_\_

-----

\_\_\_\_\_

-----

\_\_\_\_\_




\_\_\_\_\_

-----

\_\_\_\_\_

-----

\_\_\_\_\_




\_\_\_\_\_

-----

\_\_\_\_\_

-----

\_\_\_\_\_




\_\_\_\_\_

-----

\_\_\_\_\_

-----

\_\_\_\_\_



\_\_\_\_\_

-----

\_\_\_\_\_

-----

\_\_\_\_\_

round  
big

skinny  
small

fat  
tall




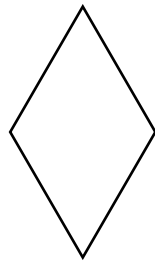

long  
short

Name: \_\_\_\_\_

Date: \_\_\_\_\_

## One of These Things Is Not Like The Other One









Look at the pictures in each row. Which one doesn't belong? Circle the picture that doesn't belong with the rest.



1

3

5

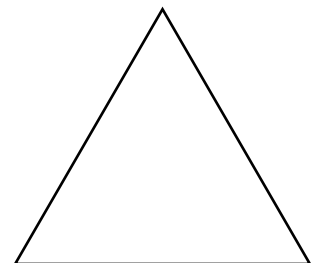
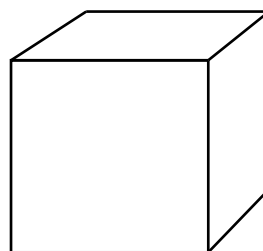
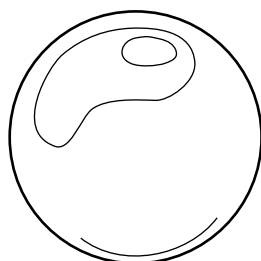
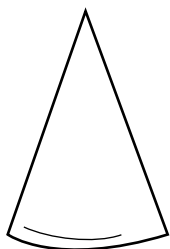
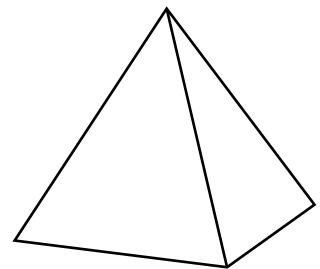

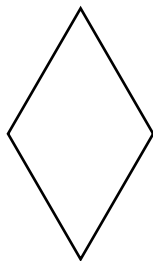

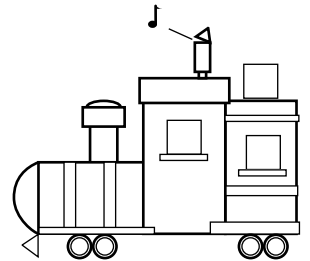
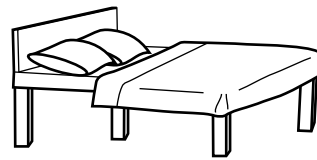


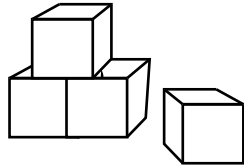



Name: \_\_\_\_\_ Date: \_\_\_\_\_

## One of These Things Is Not Like The Other One #2

---

Look at the pictures in each row. Which one doesn't belong? Circle the picture that doesn't belong with the rest.










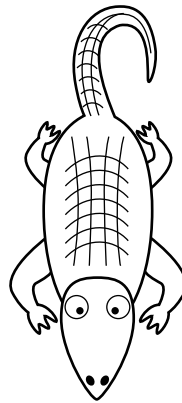






Name: \_\_\_\_\_

Date: \_\_\_\_\_

## One of These Things Is Not Like The Other One #3

---

Look at the pictures in each row. Which one doesn't belong? Circle the picture that doesn't belong with the rest.








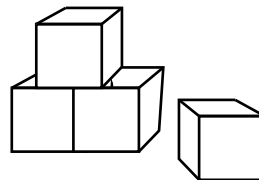






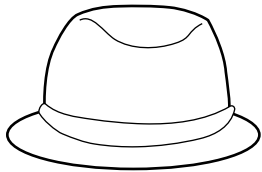
Name: \_\_\_\_\_

Date: \_\_\_\_\_

## One of These Things Is Not Like The Other One #4

---

Look at the pictures in each row. Which one doesn't belong? Circle the picture that doesn't belong with the rest.




Name: \_\_\_\_\_


Date: \_\_\_\_\_

# Big and Little and Sometimes in the Middle!


Everything is a different size... just like the Three Billy Goats Gruff, we can sort things based on size:



"BIG,"

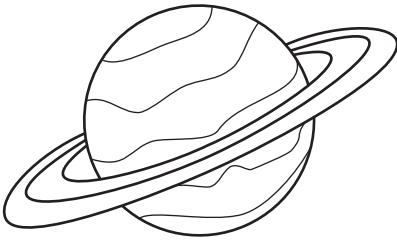






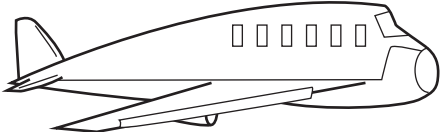






"MEDIUM,"



"LITTLE."

Cut out the pictures on the first page. Then glue each object in the correct column on the second page. Choose **BIG**, **MEDIUM**, or **LITTLE** for each picture.

Name: \_\_\_\_\_ Date: \_\_\_\_\_

# Big and Little and Sometimes in the Middle!


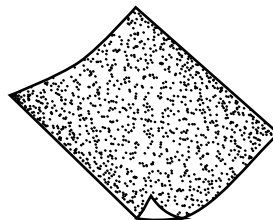


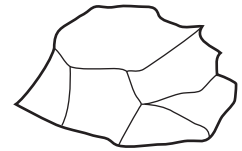

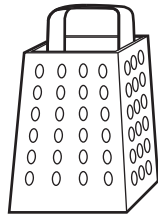
BIG	MEDIUM	LITTLE

Name: \_\_\_\_\_ Date: \_\_\_\_\_

# Rough or Smooth, Hard or Soft... How Does It Feel?

Everything has a different feel...things can be smooth or rough and hard or soft to the touch.

Cut out the pictures on the first page. Then glue each object in the correct column on the second page. Choose ROUGH, SMOOTH, HARD, or SOFT for each picture.



Name: \_\_\_\_\_ Date: \_\_\_\_\_

## Rough or Smooth, Hard or Soft... How Does It Feel?

ROUGH	SMOOTH	HARD	SOFT

Name: \_\_\_\_\_ Date: \_\_\_\_\_

## Present Attribute Sort

Decorate the presents using the different directions below.


Color all of the zigzags pink.

Put small purple polka dots in all of the hexagons.

Color the small flowers yellow.

Color the medium triangles green.


Color all of the straight lines orange.



Name: \_\_\_\_\_ Date: \_\_\_\_\_

# Be a Cake Designer!

Decorate the blank cake below using your own attribute ideas. Use shapes, colors, and sizes in your drawing.



I used these shapes: 

--	--	--	--	--	--	--	--

I used these colors: 

--	--	--	--	--	--	--	--

I used these sizes: 

--	--	--	--	--	--	--	--



Name: \_\_\_\_\_

Date: \_\_\_\_\_

## Hot Air Balloon Attribute Sort

Decorate the hot air balloon using the different directions below.


Color all of the zigzags orange.

Put small green polka dots in all of the zigzags.

Color the small squares yellow.

Color the medium circles blue.


Color all of the diamonds red.



Name: \_\_\_\_\_ Date: \_\_\_\_\_

# Be a Hot Air Balloon Designer!

Decorate the blank hot air balloon below using your own attribute ideas!  
Use shapes, colors, and sizes in your drawing.



I used these shapes:

--	--	--	--	--	--	--	--

I used these colors:

--	--	--	--	--	--	--	--

I used these sizes:

--	--	--	--	--	--	--	--

Name: \_\_\_\_\_

Date: \_\_\_\_\_

## Attribute Picture Hunt


Search the circus scene to find examples of size, shape, and texture.

Color the circus picture using these rules:

Color all of the **triangles** green.

Color all of the **circles** red.







Make all of the **animals** purple.



Name: \_\_\_\_\_ Date: \_\_\_\_\_

# Flashcard Sorting!


Cut out all of the picture cards and spread them out in a large space facing up. Can you group them together based on what the pictures might have in common? Think about the different attributes you have been learning about: Color, shape, size, and texture! Can you sort the cards in more than one way? Give it a try!



Name: \_\_\_\_\_

Date: \_\_\_\_\_







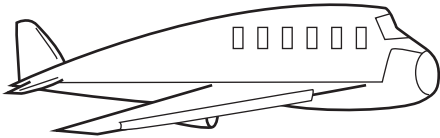


# Flashcard Sorting!




2



C



3



# Answer Sheets

## Shape, Texture, Size, and Color: Exploring Attributes

Shape Jumble

Shape Mix-Up

Everyday Shapes

Animal Shape-Up

One of These Things Is Not Like The Other One (Part One)

One of These Things Is Not Like The Other One (Part Two)

One of These Things Is Not Like The Other One (Part Three)

One of These Things Is Not Like The Other One (Part Four)

Big and Little and Sometimes in the Middle!

Rough or Smooth, Hard or Soft... How Does It Feel?

Present Attribute Sort

Hot Air Balloon Attribute Sort

Attribute Picture Hunt

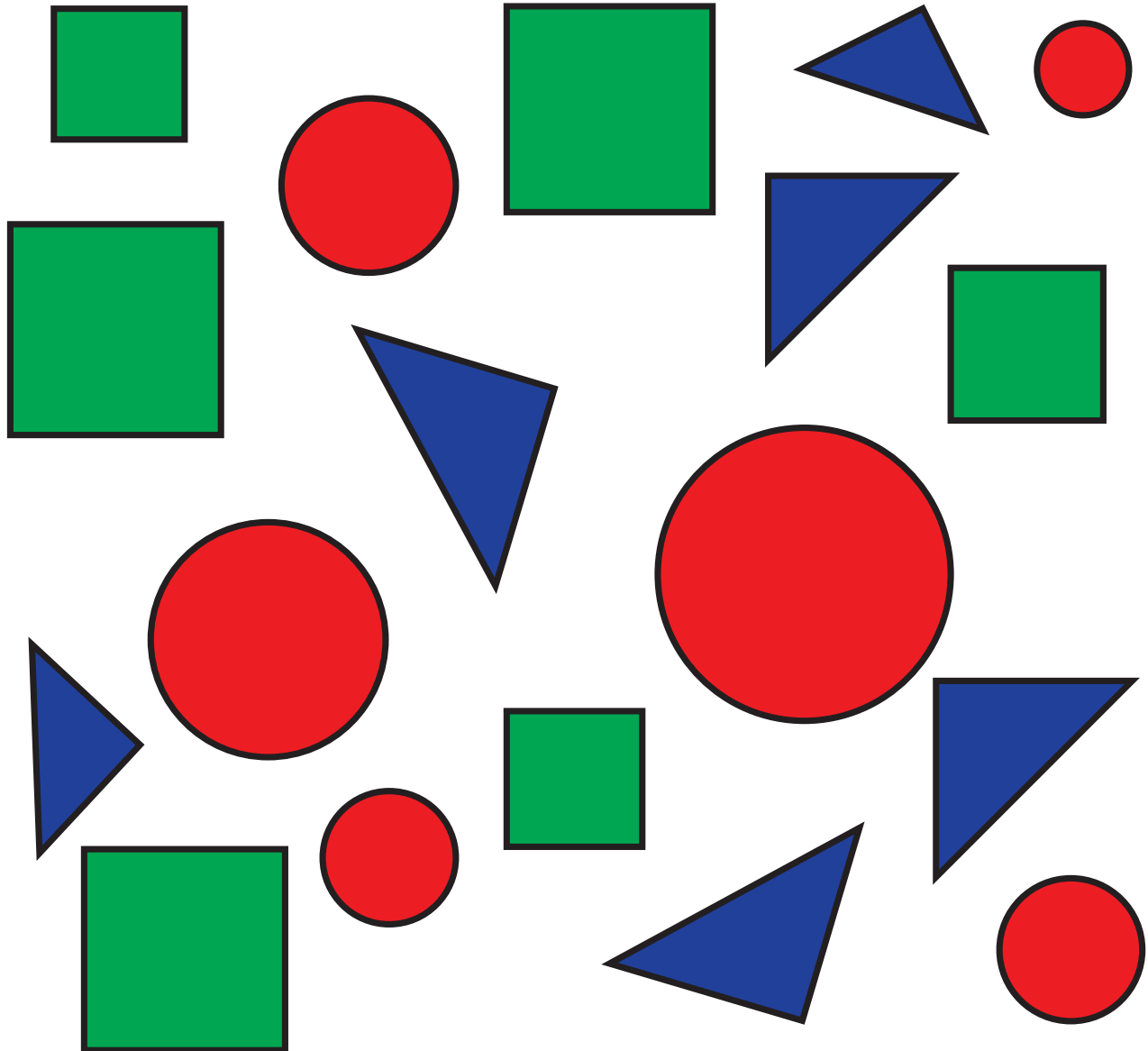
# Answer Sheet

Name: \_\_\_\_\_ Date: \_\_\_\_\_

## Shape Jumble

**ANSWERS**

Color all the circles **red**, all the triangles **blue**, and all the squares **green**.



1. How many **circles** did you color? 6

2. How many **triangles** did you color? 6

3. How many **squares** did you color? 6



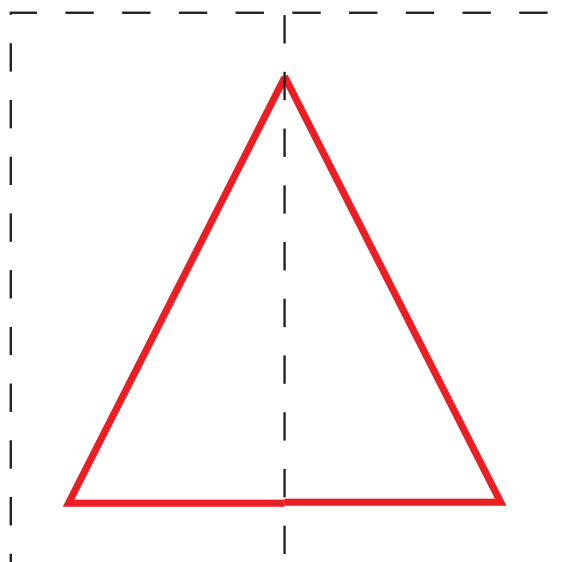
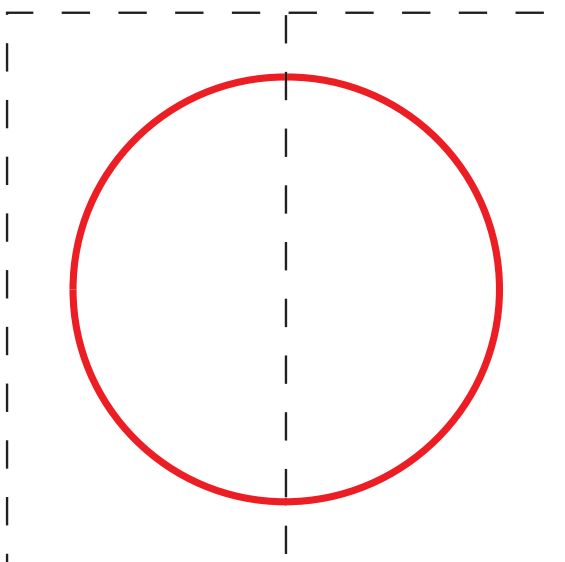
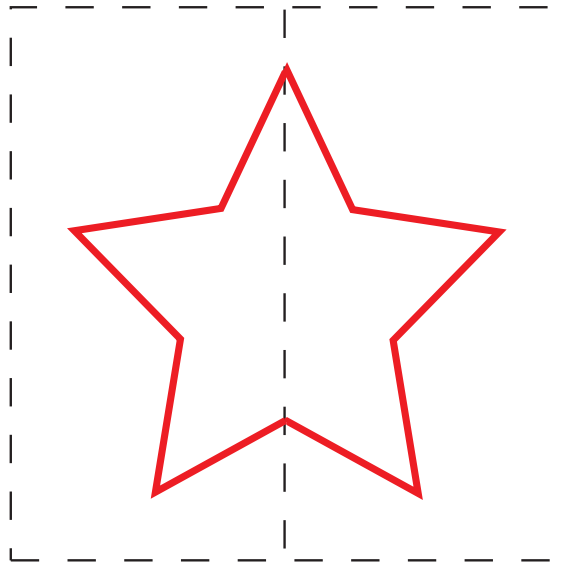
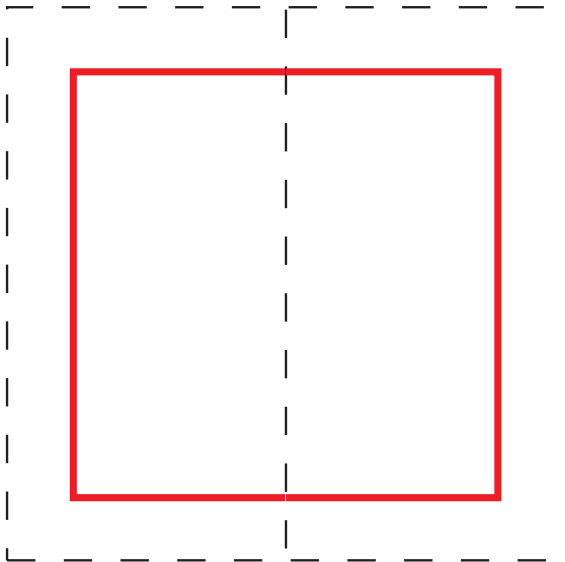
# Answer Sheet

Name: \_\_\_\_\_ Date: \_\_\_\_\_

## Shape Mix-Up

**ANSWERS**

Oops! These shapes are all mixed up. Can you put them back together?  
Cut out the pictures and match them to make a circle, square,  
triangle, and star.





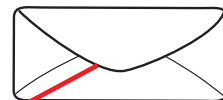
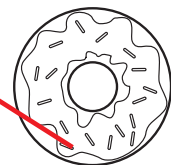

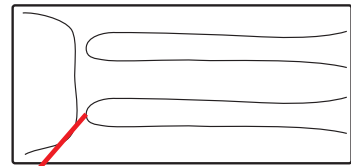
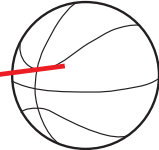

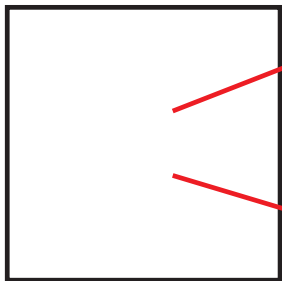
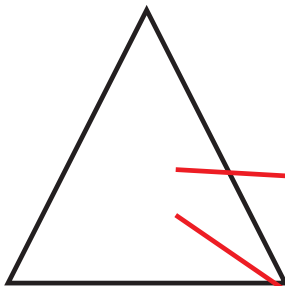
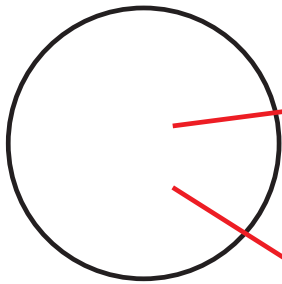
# Answer Sheet

Name: \_\_\_\_\_ Date: \_\_\_\_\_

## Everyday Shapes

**ANSWERS**

Draw a line from the basic shapes to the matching everyday objects.  
Each shape connects to more than one everyday object.




# Answer Sheet

Name: \_\_\_\_\_ Date: \_\_\_\_\_

## Animal Shape-Up

Animals come in all different shapes and sizes! Use the word bank words below to describe the similarities and differences between each animal.



round

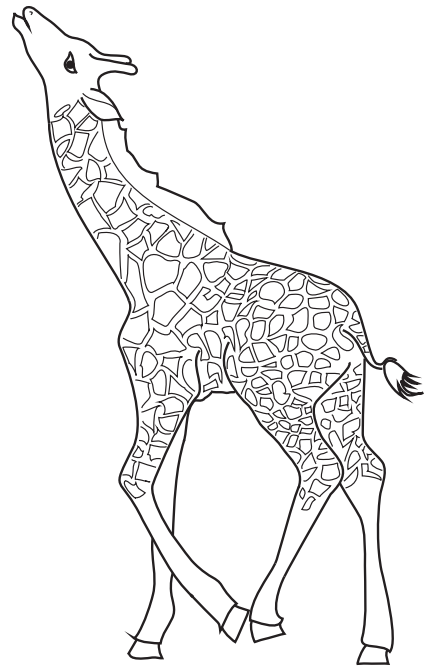
small



short


small

**ANSWERS**



fat

round



skinny

long

big

tall

round

big

skinny

small

fat

tall

long

short


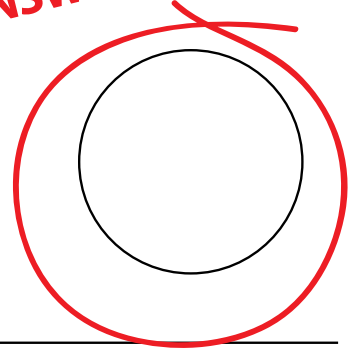
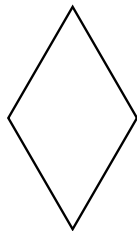

# Answer Sheet

Name: \_\_\_\_\_ Date: \_\_\_\_\_

## One of These Things Is Not Like The Other One

Look at the pictures in each row. Which one doesn't belong? Circle the picture that doesn't belong with the rest.









**ANSWERS**



1

3

5


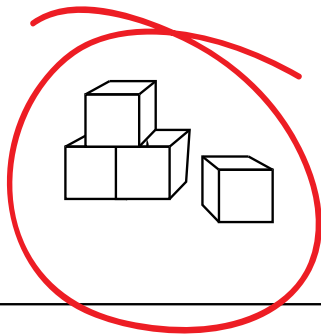



# Answer Sheet

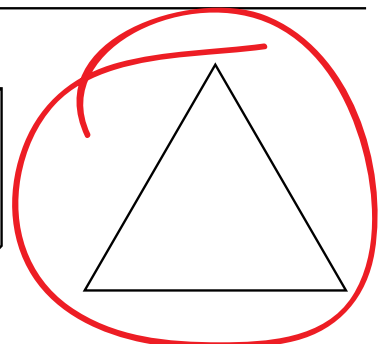
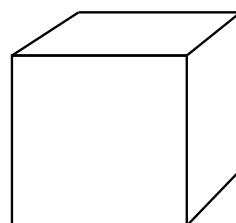
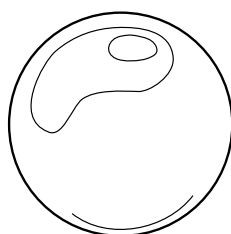
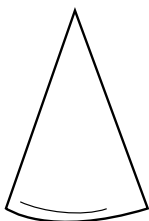
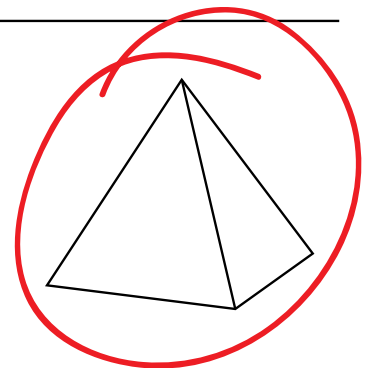

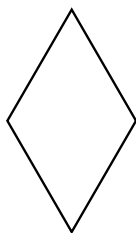

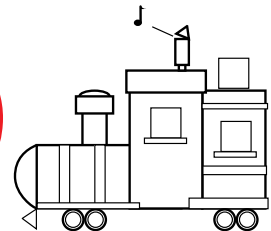
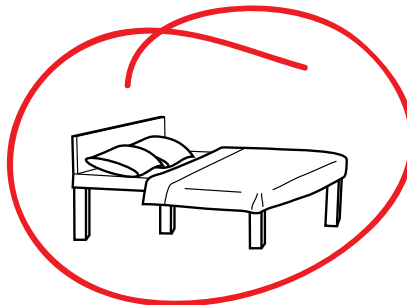

Name: \_\_\_\_\_ Date: \_\_\_\_\_

## One of These Things Is Not Like The Other One #2

Look at the pictures in each row. Which one doesn't belong? Circle the picture that doesn't belong with the rest.



**ANSWERS**






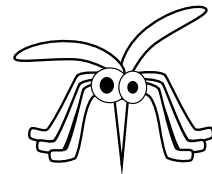


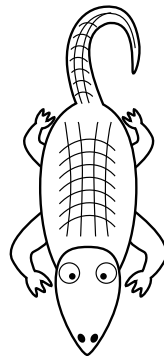






# Answer Sheet

Name: \_\_\_\_\_ Date: \_\_\_\_\_

## One of These Things Is Not Like The Other One #3

Look at the pictures in each row. Which one doesn't belong? Circle the picture that doesn't belong with the rest.

**ANSWERS**






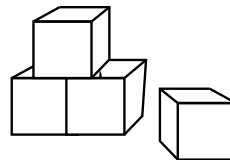







# Answer Sheet

Name: \_\_\_\_\_ Date: \_\_\_\_\_

## One of These Things Is Not Like The Other One #4

Look at the pictures in each row. Which one doesn't belong? Circle the picture that doesn't belong with the rest.

**ANSWERS**




# Answer Sheet


Name: \_\_\_\_\_ Date: \_\_\_\_\_

## Big and Little and Sometimes in the Middle!

Everything is a different size... just like the Three Billy Goats Gruff, we can sort things based on size:



"BIG,"





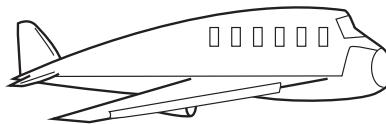



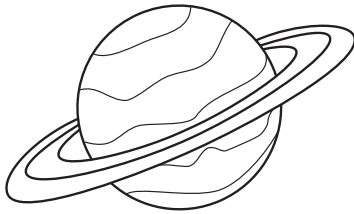
"MEDIUM,"



"LITTLE."

**ANSWERS**

Cut out the pictures on the first page. Then glue each object in the correct column on the second page. Choose **BIG**, **MEDIUM**, or **LITTLE** for each picture.

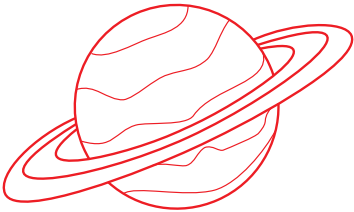


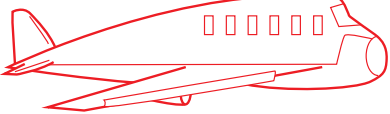












# Answer Sheet

Name: \_\_\_\_\_ Date: \_\_\_\_\_

## Big and Little and Sometimes in the Middle!

BIG	MEDIUM	LITTLE
		
		
		
		

**ANSWERS**

# Answer Sheet

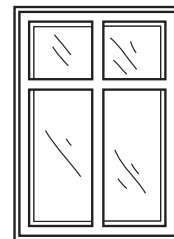
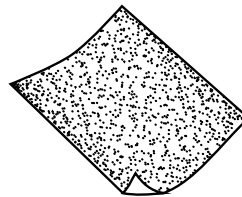


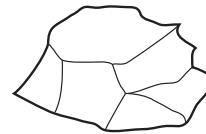

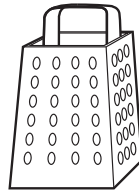
Name: \_\_\_\_\_ Date: \_\_\_\_\_

## Rough or Smooth, Hard or Soft... How Does It Feel?

Everything has a different feel...things can be smooth or rough and hard or soft to the touch.

**ANSWERS**

Cut out the pictures on the first page. Then glue each object in the correct column on the second page. Choose ROUGH, SMOOTH, HARD, or SOFT for each picture.

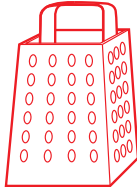
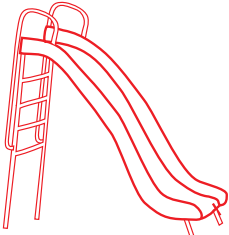
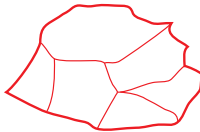





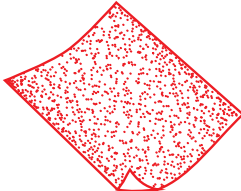
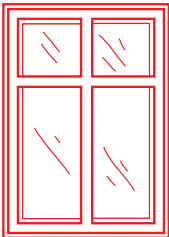




# Answer Sheet

Name: \_\_\_\_\_ Date: \_\_\_\_\_

Rough or Smooth, Hard or Soft... How Does It Feel?

**ANSWERS**

ROUGH	SMOOTH	HARD	SOFT
			
			
			

# Answer Sheet

Name: \_\_\_\_\_ Date: \_\_\_\_\_

## Present Attribute Sort

Decorate the presents using the different directions below.

Color all of the zigzags pink.

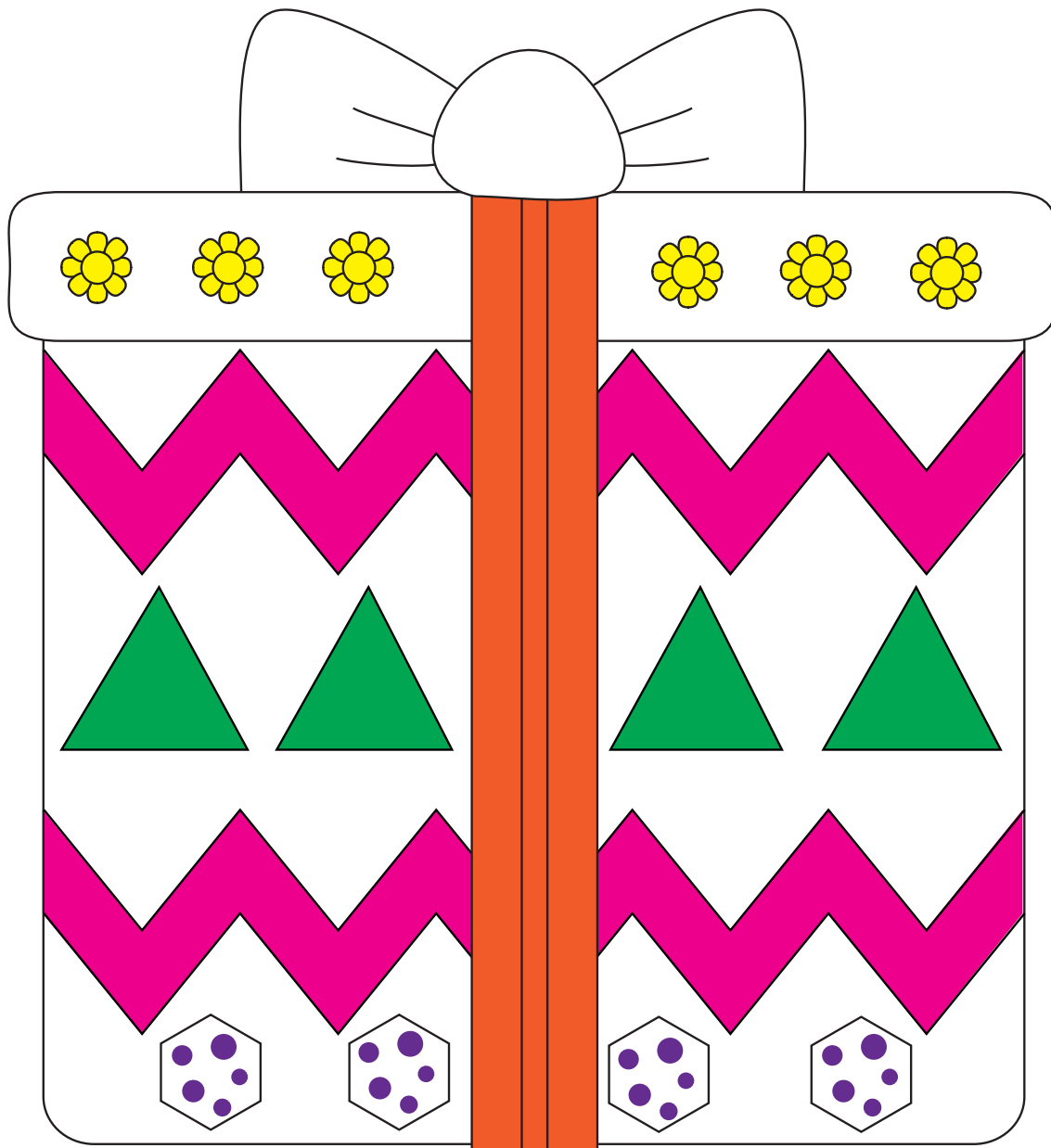
Put small purple polka dots in all of the hexagons.

Color the small flowers yellow.

Color the medium triangles green.

Color all of the straight lines orange.

**ANSWERS**



# Answer Sheet

Name: \_\_\_\_\_ Date: \_\_\_\_\_

## Hot Air Balloon Attribute Sort

Decorate the hot air balloon using the different directions below.

Color all of the zigzags orange.


Put small green polka dots in all of the zigzags.

Color the small squares yellow.

Color the medium circles blue.

Color all of the diamonds red.

**ANSWERS**



# Answer Sheet

Name: \_\_\_\_\_ Date: \_\_\_\_\_

## Attribute Picture Hunt

Search the circus scene to find examples of size, shape, and texture.

Color the circus picture using these rules:

Color all of the **triangles** green.

Color all of the **circles** red.

Make all of the **animals** purple.

**ANSWERS**

