


# Writing


P  
Preschool



Bed



Nest




# Table of Contents

---

## Preschool Writing


Tracing Numbers: Ten  
Cutting: Snake Spiral  
Cutting Triangles: Build a House  
Cutting Circles: Build a Snowman  
Cutting Squares and Rectangles: Build a Robot  
Cutting Wavy Lines: Oliver the Octopus  
Tracing Horizontal Lines  
Why Did the Chicken Cross the Road: Diagonal Lines 1  
Matching: Clown Face Twins  
Fill in the Letters: C T E  
Fill in the Letters: A B C  
Fill in the Letters: S D B  
Fill in the Letters: H C B D  
Fill in the Letters: F L P  
Fill in the Letters: T C M B  
Count, Draw, and Color  
Color and Activity Placemat

*Certificate of Completion*



# Ten


This is the number 10.  
There are 10 shells in the sea. Color the shells.



Trace the number 10.

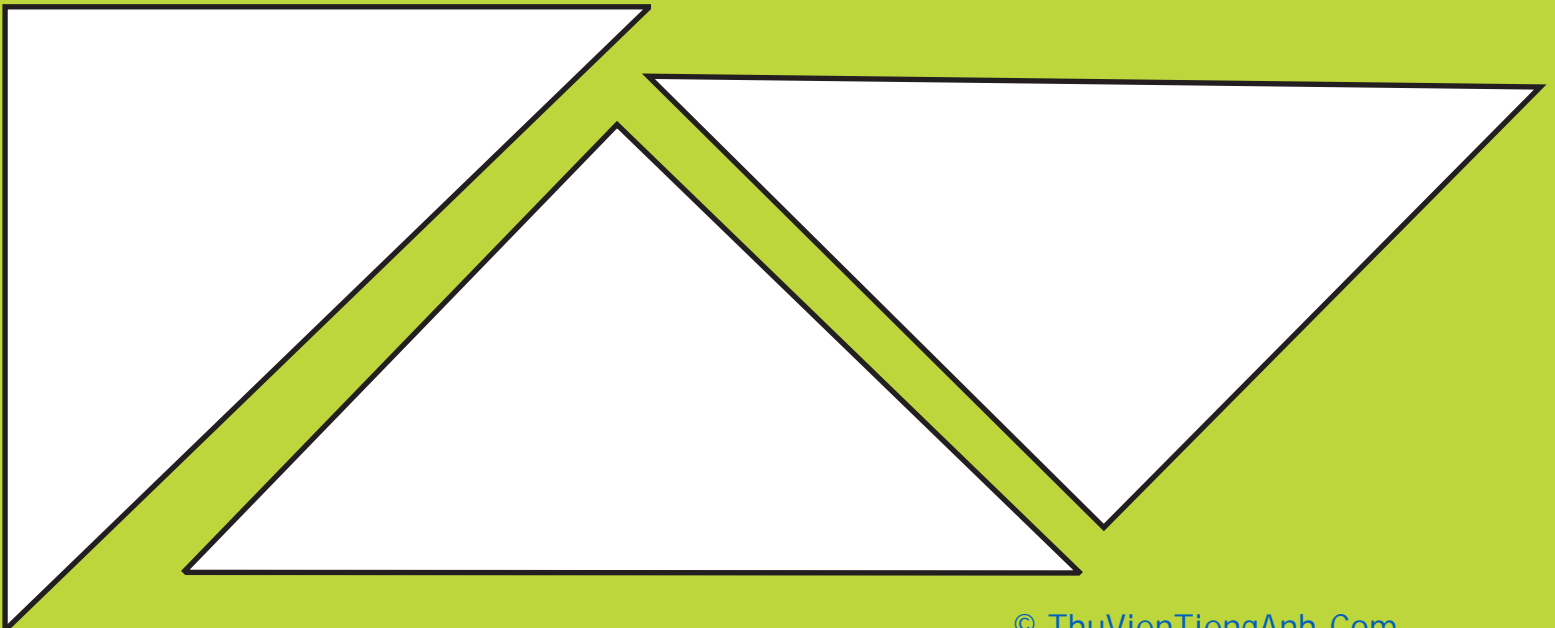

# Snake Spiral

Snakes come in different shapes and sizes. Some have stripes and some have spots. Color the snake below with your favorite colors, then ✂ cut along the spiral for a bouncy snake toy!





# Build a House

First, ✂ cut off the bottom part of the page along the dotted line. Then, cut out the triangles below and glue them on the picture. Color the triangles to complete Piggy's house. Hang your house in a special place.


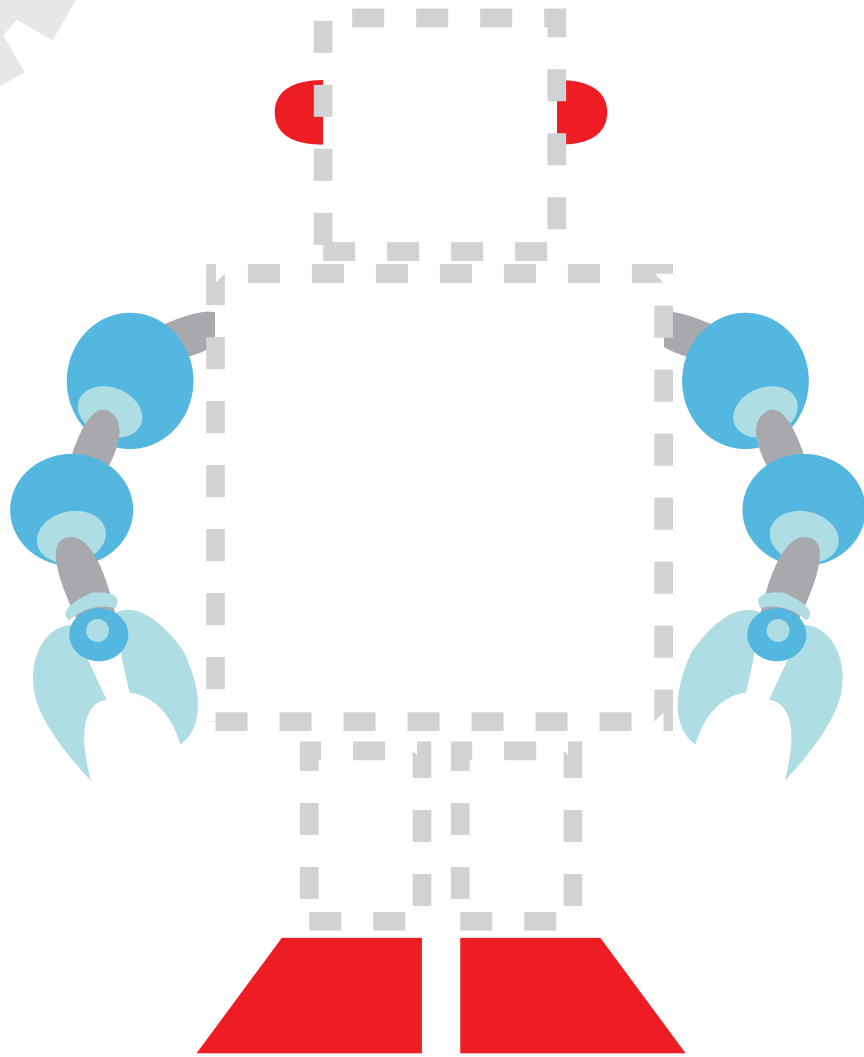


# Build a Snowman



First, ✂ cut off the bottom part of the page along the dotted line. Then, cut out the circles and glue them on the picture above to build a fun snowman! Don't forget to draw a face. Hang your snowman in a special place.

# Build a Robot




First, cut off the bottom part of the page along the dotted line. Then, ✂ cut out the shapes and glue them on the picture above to build a funky robot! Don't forget to draw a face. Hang your robot in a special place.

# Oliver the Octopus

Did you know that an octopus has eight tentacles?

✂ Cut out the tentacles on the next page.

Then, glue them on Oliver the Octopus to finish the picture.







1



2



3



4



5



6



7




8



# Tracing Horizontal Lines

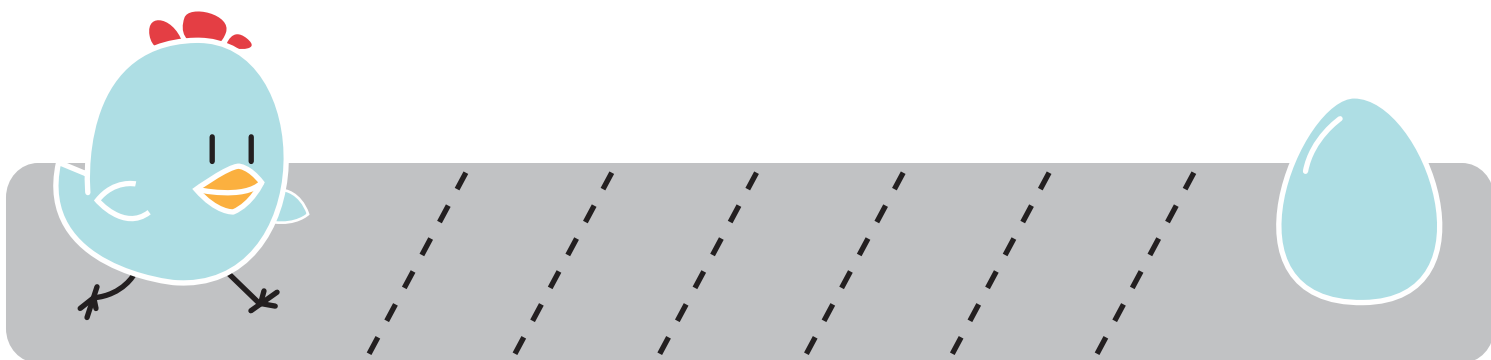
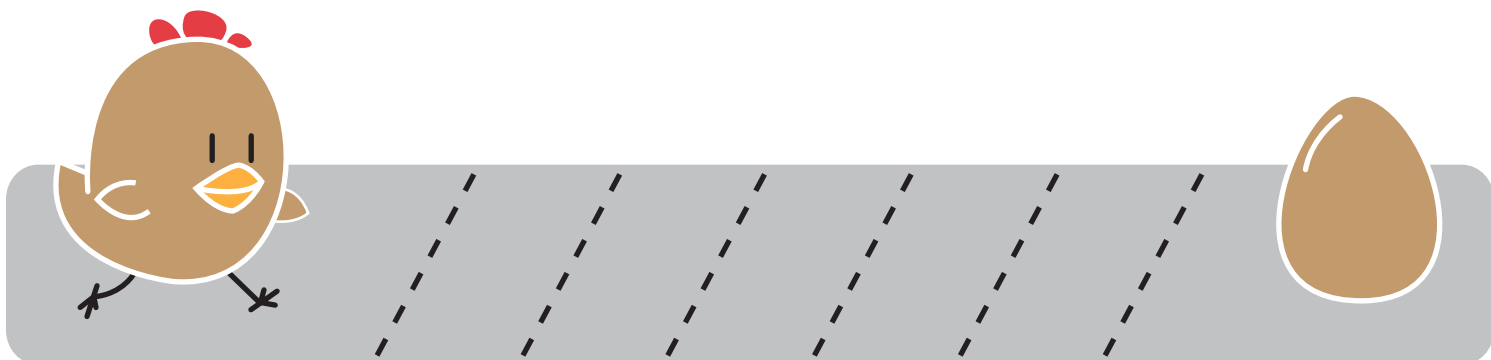
Fine Motor Skills Development

Trace the horizontal dotted lines in the picture. Then color the picture.



# Why Did the Chicken Cross the Road?

Can you help these chickens cross the road?  
Trace the lines to finish the crosswalks  
and help the chickens get to their eggs.



# Clown Face Twins




Can you match each clown with his twin?


# Fill in the Letters

C T E

Using the letters above,  
Write in the missing letter to make a word!



E lephant




ow



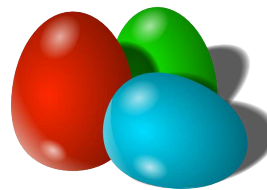
upcake



iger



urtle




ggs


# Fill in the Letters

A B C


Using the letters above,  
Write in the missing letter to make a word!



Bike



pple




ee



at



ake




nt


# Fill in the Letters

S D B

Using the letters above,  
Write in the missing letter to make a word!




S now



olphin



ear



inosaur



eat



all

# Fill in the Letters

H C B D

Using the letters above,  
Write in the missing letter to make a word!



Hat



ox



uck



up



ag




amel




# Fill in the Letters

F L P


Using the letters above,  
Write in the missing letter to make a word!




P en



l ower




l ane



e mon



a mp




l y


# Fill in the Letters

T C M B

Using the letters above,  
Write in the missing letter to make a word!



Carrot



truck




tree



baby




cat




mouse

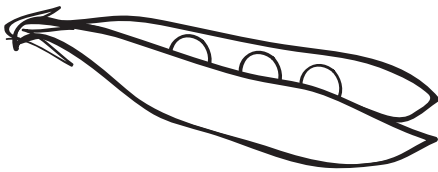
# COUNT, DRAW AND COLOR



How many windows do you see ?.....




Draw 4 windows on the plane.



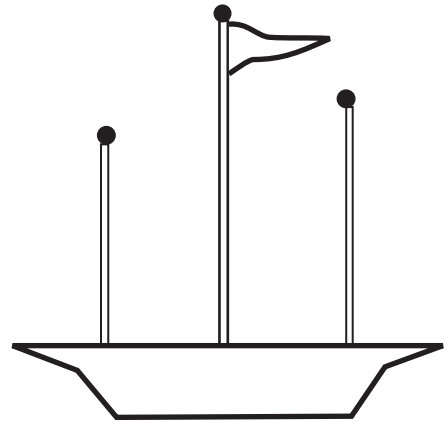
How many peas do you see ? .....



Draw 2 peas inside the pod.




How many sails do you see ? .....



Draw 3 sails on this ship.



How many leaves do you see ? .....



Draw 6 leaves on this stem.


Color & Activity Placemat!

Personalize your very own!

★ V W X Y Z ★

U  
T  
S  
R

A  
B  
C  
D



Cut along the dotted line, then line up with the second page and tape or glue them together to make your placemat!


placemat. Write and decorate your name in the center!

E

F

G

H



I

J

K

L

M

O

P

Q

R



Tape or glue first page here.



**Great job!**

---

is an [ThuVienTiengAnh.Com](http://ThuVienTiengAnh.Com) writing superstar

