


Picture MATH addition

K
Kindergarten



Counting
Pictures



Draw to
Add



Cut-and-Paste
Counting



Table of Contents


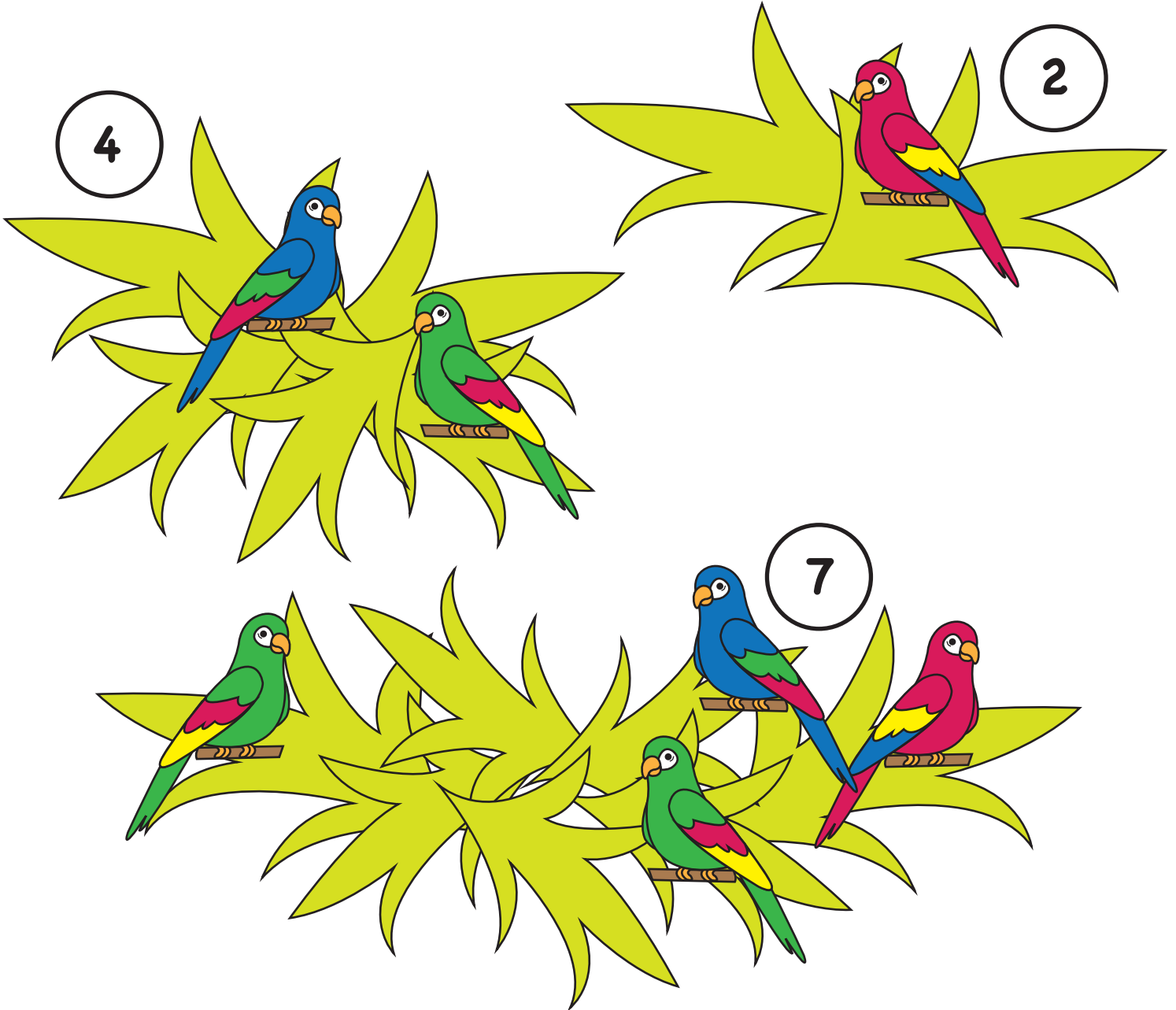
Picture Math Addition

Cut-and-Paste Counting: Parrots
Cut-and-Paste Counting: Hippos
Cut-and-Paste Counting: Butterflies
Balanced
Counting
Animal Addition #1
Animal Addition #2
Bird Addition
Bug Picture Addition
Jungle Addition
Flower Addition
Addition Matching
Addition and Coloring
Draw to Add
Handy Addition
Number Line
Jungle Race
Roll of the Dice
The Blue Bean Counting Game

Certificate of Completion






Cut-and-Paste Counting: Parrots

These treetops are missing parrots. Cut out each parrot below and paste them onto the treetops to match the numbers written.



Cut-and-Paste Counting: Hippos


These lakes are missing hippos. Cut out each hippo below and paste it into the lake to match the number written.




Cut-and-Paste Counting: Butterflies

These flowers are missing butterflies. Cut out each butterfly below and paste it into the flower to match the number written.


5





1



9





10



Balanced

These silly monkeys are trying to balance themselves in the jungle trees. To do this, they need to be holding the same number of bananas in each hand. How many more bananas does each monkey need?



Counting

The animals have been walking all over the jungle.
Count the prints and then write how many you see of each type.



 Paw Print

 Hoof Print


 Bird Print

Animal Addition


Add together the animals that are in each box and write your answer in the box to the right.




$2+2=$



$2+3=$




$2+1=$




$2+4=$

Animal Addition


Add together the animals that are in each box and write your answer in the box to the right.



$4+1=$



$4+3=$




$4+2=$



$4+4=$

Bird Addition


Add together the birds that are in each box and write your answer in the box to the right.




$3+4=$



$3+3=$







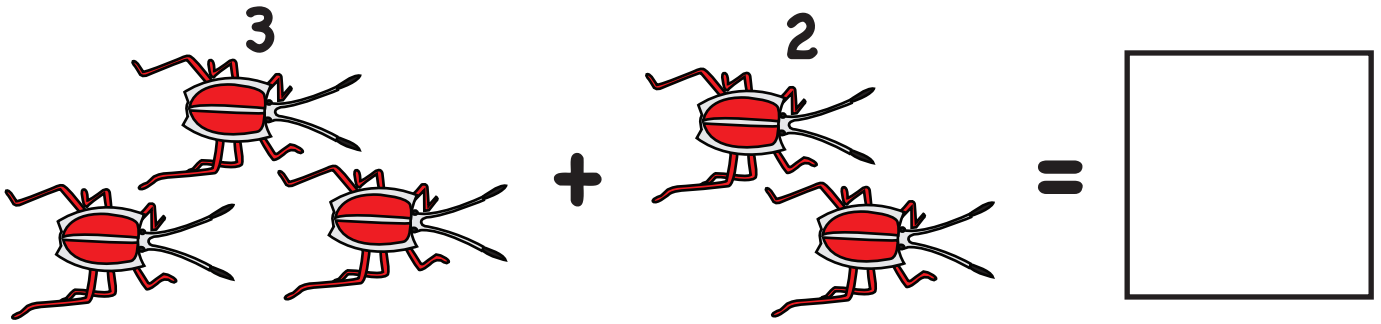
$3+5=$



$3+6=$


Bug Addition

How many of each bug do you see?
Add them up and write the number in the box!




Jungle Addition

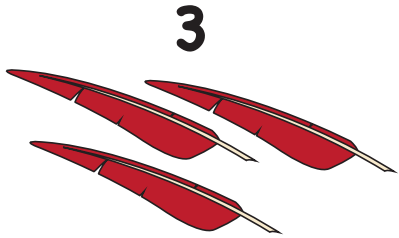
How many of each object do you see?
Add them up and write the number in the box!



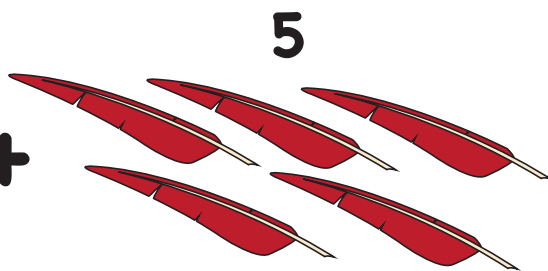
+




=




+




=




+




=




+



=



+




=

Flower Addition


How many of each flower do you see?
Add them up and write the number in the box!

4




+

10




=

7




+

5




=

3




+

8




=

6



+


5




=

Addition Matching


Match each group of pictures on the left to the correct equation on the right.



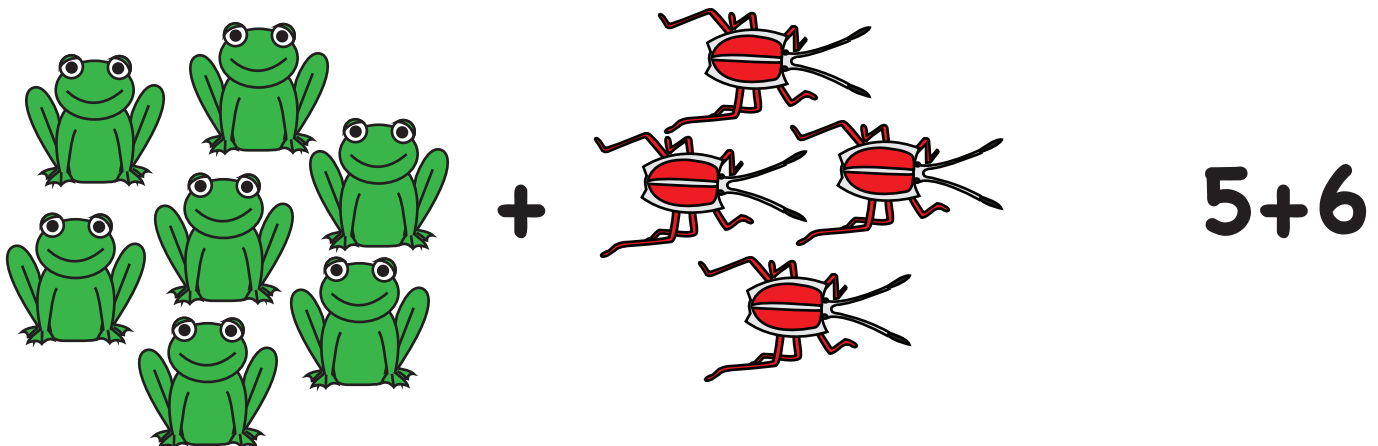
$2+8$



$8+3$




$7+4$



$5+6$

Addition and Coloring


Color and count to find the sum of the pictures below.



Color 3 of the leaves green.

How many white leaves are left? _____


Green Leaves _____ + White Leaves _____ = _____



Color 5 of the flowers pink.

How many white flowers are left? _____


Pink Flowers _____ + White Flowers _____ = _____



Color 7 of the beetles yellow.

How many white beetles are left? _____

Yellow Beetles _____ + White Beetles _____ = _____



Color 2 of the elephants grey.


How many white elephants are left? _____

Grey Elephants _____ + White Elephants _____ = _____

Draw to Add

Draw and count to find the sum of the pictures below.

Draw 3 more flowers.




Now there are _____ flowers.

Draw 4 more hoof prints.




Now there are _____ hoof prints.

Draw 2 more butterflies.




Now there are _____ butterflies.

Draw 5 more bananas.



Now there are _____ bananas.

Draw 6 more leaves.



Now there are _____ leaves.

Handy Addition

Add the numbers. Use the fingers to help you count!

① 3  + 5  = _____

② 4  + 2  = _____

③ 1  + 6  = _____

④ 3  + 3  = _____

⑤ 4  + 3  = _____

⑥ 6  + 4  = _____

⑦ 5  + 2  = _____

⑧ 2  + 1  = _____

⑨ 4  + 1  = _____

⑩ 3  + 7  = _____

⑪ 1  + 3  = _____

⑫ 4  + 5  = _____

⑬ 8  + 2  = _____


⑭ 7  + 2  = _____

⑮ 3  + 6  = _____

⑯ 5  + 8  = _____

Number Line

Use the number line to find the answer to each problem. Look at the first number in the problem. Put your pencil on that number on the number line. Look at the second number in the problem. Move your pencil to the right that many numbers on the number line to find the answer.



① $4 + 2 = \underline{\quad}$

② $0 + 5 = \underline{\quad}$

③ $1 + 6 = \underline{\quad}$

④ $7 + 3 = \underline{\quad}$

⑤ $5 + 4 = \underline{\quad}$

⑥ $1 + 9 = \underline{\quad}$

⑦ $8 + 2 = \underline{\quad}$

⑧ $4 + 0 = \underline{\quad}$

⑨ $6 + 3 = \underline{\quad}$


⑩ $3 + 3 = \underline{\quad}$

⑪ $2 + 3 = \underline{\quad}$

⑫ $2 + 7 = \underline{\quad}$

Number Line

Use the number line to find the answer to each problem. Look at the first number in the problem. Put your pencil on that number on the number line. Look at the second number in the problem. Move your pencil to the right that many numbers on the number line to find the answer.



① $0+9=$ _____

② $4+3=$ _____

③ $6+4=$ _____

④ $1+3=$ _____

⑤ $2+5=$ _____

⑥ $5+5=$ _____

⑦ $1+8=$ _____

⑧ $3+0=$ _____

⑨ $5+3=$ _____

⑩ $2+6=$ _____

⑪ $7+2=$ _____

⑫ $4+5=$ _____

Jungle Race



Jungle Race

1. Roll the two dice.
2. Add the two numbers together and move your piece to the next space on the game board that matches.
3. Roll a 10 to cross the finish line!

Roll of the Dice

This is a two player game that uses stickers to create addition!

What You Need:

- Workspace paper
- A sheet of small stickers for each player
- One dice
- A pencil

What You Do:

1. The first player rolls the dice. The player must put that number of stickers into the first circle. Write the number of stickers underneath the circle.
2. The same player rolls the dice again. The player must put that number of stickers into the second circle. Write the number of stickers underneath the second circle.
3. The same player must then count how many stickers are in both circles, and write the sum on the third blank line.
4. Player 2 now completes steps one through three.
5. The player with the largest sum wins that round and gets one point. Keep score on a separate sheet of paper. The first player to get five points wins.

Workspace Paper

○	○	○	○	○	○	○	○
+	+	+	+	+	+	+	+
○	○	○	○	○	○	○	○

The Blue Bean Counting Game

Take math off the page and into the real world by playing a counting game with lima beans painted blue and white. This simple game adds up to one thing: a fun way to practice early addition!

What You Need:

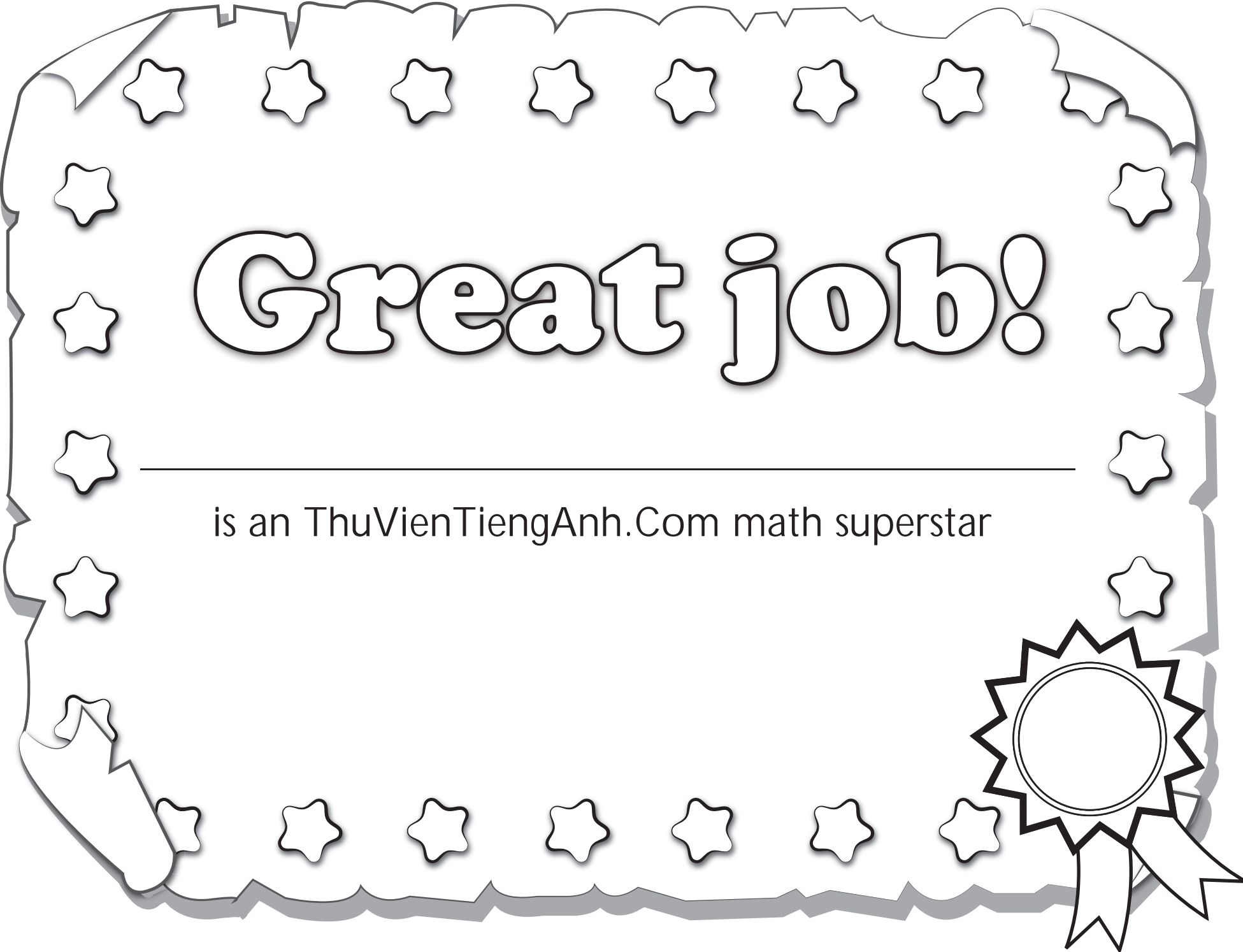
- Large lima beans
- Blue Spray Paint
- Small cup (3-ounce bathroom cups work well for this activity)
- Small index cards or sheets of paper
- Blue crayon
- Stapler or heavy string and hole punch



What You Do:

1. Before starting the game, spray paint the lima beans on one side only. When you're finished, one side of each bean should be blue and the other side should be white.
2. Once they're dry, you're ready to play the game. Ask your child to place five beans in the paper cup, shake the cup to mix up the beans, and then toss the contents onto the table.
3. Give her the blue crayon and ask her to draw the total number of beans she sees on a piece of paper or index card, then color them in according to the beans' color. For example, if your child's toss shows four beans facing blue-side-up, and one bean white-side-up, she should color four beans blue and leave one not colored in, or white.
4. Repeat step 3, encouraging her to continue tossing the five beans from the cup, until she thinks she's discovered all the ways to make 5.
5. Stack the pages or index cards and bind them together with string or staples to make a book showing all the different ways to make 5.

As your child's curiosity about numbers grows, adjust the game by changing the quantity of beans until you get all the way up to 10. Addition is big news in kindergarten, and this game can grow with her throughout the year. As she matures, ask her to write the addition sentence that matches each picture on its bottom, for example, $2 + 3 = 5$.



Great job!

is an ThuVienTiengAnh.Com math superstar