

Money, Money, Money!

1st
GRADE




Table of Contents

Money, Money, Money!

Counting Coins
Can You Find the Dimes?
Shopping with Dimes
Can You Find the Quarters?
Money Mania: Coin Addition
How Much Does it Cost?
Present Math #1
Present Math #2
Present Math #3
Coin Match
Counting Money
How Much Money Do I Have? #9
Money in the Bank #8
Money in the Bank #7
Beginning Money Math
Money Word Problems #7
Money Word Problems #10
Comparing Money Amounts #4
Comparing Money Amounts #3
Writing Money Amounts #1

Certificate of Completion

1st Grade Counting Coins

Write the correct amount of money in the space.

 = _____

 = _____

 = _____

 = _____

 = _____

Can You Find the Dimes?




This coin  is called a **DIME**. Circle all of the **DIMES** in this picture.



How many **DIMES** did you find? Write the number below.

Shopping with Dimes


How many dimes do you need to buy each piece of fruit?
Draw a line to match the dimes to the fruit.



Circle the fruit that costs the least. Underline the fruit that costs the most.

Can You Find the Quarters?

This coin  is called a **QUARTER**. Circle all of the **QUARTERS** in this picture.



How many **QUARTERS** did you find? Write the number below.

Money Mania - Coin Addition

Name the different types of money and its amount.



NAME:

AMOUNT:



NAME:

AMOUNT:



NAME:


AMOUNT:



NAME:









AMOUNT:

Add the coins and circle the correct answer.



How Much Does it Cost?

Count the money pictured to determine how much the item costs.

 \$ ____ . ____	
 \$ ____ . ____	
 \$ ____ . ____	
 \$ ____ . ____	

1st Grade Present Math

COUNTING COINS

Circle the coins you need to equal the number on the present.



=



=



=



1st Grade Present Math

COUNTING COINS

Circle the coins you need to equal the number on the present.



=



=



=



1st Grade Present Math

COUNTING COINS

Circle the coins you need to equal the number on the present.



=



=




=



1st Grade Coin Match


Draw a line from one side to the other to match equal amounts of money.



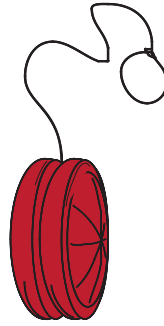
Bonus Question: How many nickels are on this entire page?

Counting Money


Cut out the coins and glue them to equal the amount shown.



15¢




31¢



35¢





8¢



HOW MUCH MONEY DO I HAVE?

For the top 4 activities, write the amount of money in each wallet or purse. For the bottom 2, draw the amount of money yourself in any way you'd like.

#9




\$12.84

\$44.62

Money in the Bank

Deposit the coins below by drawing an arrow from each coin to the piggy bank showing its amount.

#8



Money in the Bank

Deposit the coins below by drawing an arrow from each coin to the piggy bank showing its amount.

#7

The worksheet contains four piggy banks and 14 coins:



- 25¢ Piggy Bank:** Located at the top left.
- 10¢ Piggy Bank:** Located at the top right.
- 5¢ Piggy Bank:** Located at the bottom left.
- 1¢ Piggy Bank:** Located at the bottom right.

The coins are:


- 2 Quarters (25¢ each)
- 2 Dimes (10¢ each)
- 2 Nickels (5¢ each)
- 8 Pennies (1¢ each)

Beginning Money Math

Write the amount of the coins in the space provided. Add the coin amounts and choose the correct answer from the coins pictured on the right.

1.)  +  =

_____ + _____ =



2.)  +  +  =

_____ + _____ + _____ =



3.)  +  +  +  +  =

_____ + _____ + _____ + _____ + _____ =



4.)  +  +  +  =

_____ + _____ + _____ + _____ =



MONEY WORD PROBLEMS #7



Solve the following money word problems.

Gary has two five dollar bills, a ten dollar bill, three quarters, five dimes, a nickel and five pennies in his wallet.

How much money does Gary have in all?

Stacy has a five dollar bill, eight one dollar bills, five quarters, seven dimes, three nickels and six pennies in her purse.

How much money does Stacy have in all?

Martin has \$14.75 in his wallet. His friend Timmy gives him a five dollar bill, eight one dollar bills, ten quarters and four dimes.

How much money does Martin have now?

Gina has \$23.70 in her purse. She spends a ten dollar bill, two one dollar bills, three quarters, ten dimes, a nickel and nine pennies.

How much money does Gina have left?

Gregory has six five dollar bills, four quarters, eleven dimes, six nickels and twenty pennies in his wallet. Carlos has \$33.20.

Which boy has MORE money?

Beatrice has two ten dollar bills, a five dollar bill, six one dollar bills, two quarters, three dimes, four nickels and eight pennies. Mandy has \$30.50.

Which girl has LESS money?

MONEY WORD PROBLEMS #10



Solve the following money word problems.

Jerry has four one dollar bills, three quarters, eight dimes, six nickels and thirteen pennies in his wallet.

How much money does Jerry have in all?

Amelia has two ten dollar bills, four five dollar bills, four one dollar bills, six quarters, six dimes, four nickels and fifteen pennies in her purse.

How much money does Amelia have in all?

William has \$16.75 in his wallet. His friend Bruno gives him eight quarters, five dimes, ten nickels and nine pennies.

How much money does William have now?

Nina has \$33.85 in her purse. She spends two ten dollar bills, a five dollar bill, six one dollar bills, two quarters, three dimes and seven nickels.

How much money does Nina have left?

Brian has a three ten dollar bills, a five dollar bill, two one dollar bills, six dimes, four nickels and three pennies in his wallet. Shawn has \$37.50.

Which boy has MORE money?

Deana has a ten dollar bill, eight one dollar bills, three quarters, seven dimes, six nickels and ten pennies. Chandra has \$20.00.

Which girl has LESS money?

Comparing Money Amounts

Fill in each circle below with one of the following symbols:

> Greater Than

< Less Than

= Equal

#4

8 quarters (25¢) vs. 6 dimes (10¢), 2 nickels (5¢), and 1 one-dollar bill (100¢)

5 pennies (1¢) and 2 one-dollar bills (200¢) vs. 2 dimes (20¢), 4 nickels (20¢), and 1 one-dollar bill (100¢)

2 five-dollar bills (100¢) and 2 quarters (50¢) vs. 5 dimes (50¢), 2 nickels (10¢), and 1 ten-dollar bill (100¢)

5 quarters (125¢) and 1 one-dollar bill (100¢) vs. 3 dimes (30¢), 5 pennies (5¢), and 1 one-dollar bill (100¢)

1 five-dollar bill (500¢) and 2 quarters (50¢) vs. 3 dimes (30¢), 5 pennies (5¢), and 1 five-dollar bill (500¢)

Comparing Money Amounts

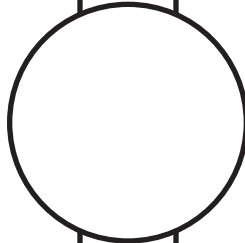

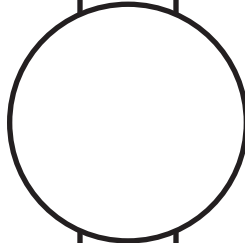



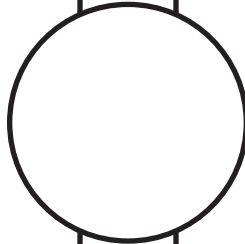



Fill in each circle below with one of the following symbols:

> Greater Than


< Less Than

= Equal

#3



Writing MONEY AMOUNTS #1



Write the amount of money described below in dollars and cents.

1. Three dollars and thirty-nine cents = _____



2. Eight dollars and seventy-five cents = _____



3. Six dollars and fifty-four cents = _____



4. One dollar and eighteen cents = _____



5. Eleven dollars and eighty-one cents = _____



6. Sixteen dollars and thirty-seven cents = _____



7. Nineteen dollars and forty-three cents = _____



8. Twelve dollars and fifteen cents = _____



9. Thirty-six dollars and eighty-five cents = _____



10. Seventy-three dollars and sixty-three cents = _____



11. Twenty-four dollars and fifty cents = _____



12. Fifty-one dollars and ninety-two cents = _____





Great job!

is an ThuVienTiengAnh.Com math superstar

