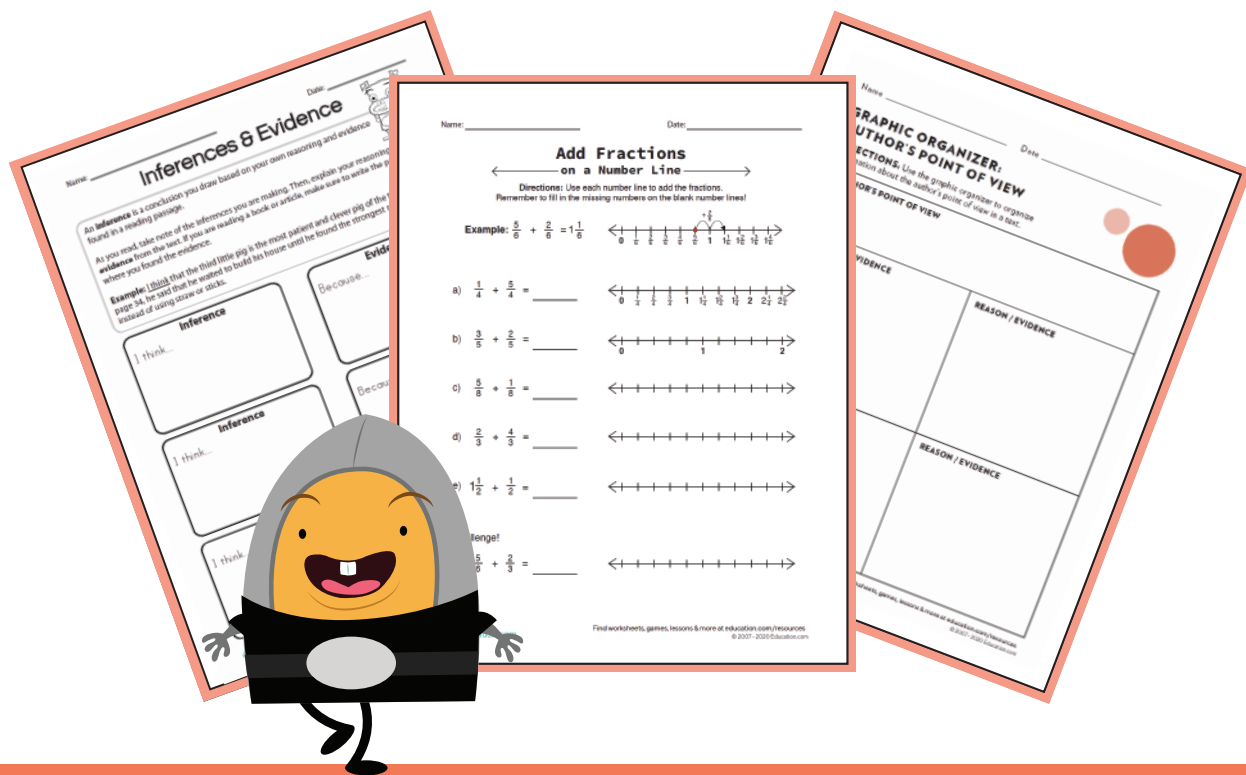


Week 5

4th
Grade

Independent Study Packet

© ThuVienTiengAnh.Com



5 MORE Days of
Independent Activities in
Reading, Writing, Math,
and Other Fun Stuff

ANSWER KEYS
INCLUDED

Helpful Hints for Students and Families

Materials You Will Need:

- Pencils
- Extra paper or a notebook/journal (You may put everything into one notebook if you like.)
- Colored pencils, markers, or crayons for some of the activities
- Internet access for online research
- You may need extra supplies for the “Other Fun Stuff” activities



Directions & Tips

- There is a schedule for each day.
- You may complete the activities in any order.
- Make sure to plan your time so that you don't let things pile up at the end.
- Read the directions carefully before completing each activity.
- Check off each of the activities when you finish them on the menu.
- Make sure an adult signs the activity menu before you bring it back to school.

Name: _____

Date: _____

Journal Writing Task Cards #1



Write a spooky story. Start with, "On a dark December night..."

Write a silly story about a talking animal. Include dialogue in your story.

Write a story that takes place on another planet. Underline the adjectives you use to describe the setting.

Describe a small moment from your best day ever. Use descriptive language!

Describe your bedroom in detail. Underline the adjectives you use in your description.

Describe a party you attended. Include dialogue in your writing.

Write a letter to a family member who is important in your life. Include two or more examples of why they are important to you.

Write a letter to a character from your favorite book. Include specific details from the story.






Write a letter to your teacher. Start with, "Something I wish you knew about me..."

If you could only eat one meal for the rest of your life, what would it be? Use sensory language in your description!

If you were a superhero, would you rather be super strong or invisible? Explain your reasoning.

Are video games bad for kids? Write three reasons that support your opinion.

Activity Menu

	Day 1	Day 2	Day 3	Day 4	Day 5
Reading 	Read for 20 minutes and complete the daily reading activity.				
	Inferences & Evidence	Book Casting Call	Compare and Contrast Elements of a Story	Graphic Organizer: Author's Point of View	Storyboard Summary
	Reading Comprehension: Peter Pan	Hot Cross Buns: Read to Remember	Author's Purpose Task Cards	Ada Lovelace Biography	The Crane Wife
Writing 	Choose one of the story starters and write your story on a separate piece of paper or in a writing notebook: Journal Writing Task Cards #1				
Grammar Practice 	What is Personification?	Expressions Explained	Synonym Word Web	Fun with Food Puns #2	Who's Who? Abbreviations for People's Titles
Math 	Add Fractions on a Number Line	Math Review Part 1: Let's Soar	Restaurant Math	Finding Factors	Math Review Part 2: Let's Soar
Other Fun Stuff 	Logic Problem Brain Boost II: Memory Matters Learn to Fold Origami! Paper Cut-Out Simple Machine Toilet Paper Roll Craft Sudoku: Treasure Hunt				


Parent/Guardian Signature: _____

Day 1

Independent Reading Activity	Choose an independent book to read and complete this graphic organizer to show how you make inferences using evidence from the text.
Reading	Enjoy reading an excerpt from one of the classics before answering some reading comprehension questions.
Writing	Choose one of the story starters and write your story on a separate piece of paper or in a writing notebook.
Grammar Practice	Dive into the literary device of personification with this worksheet.
Math	Practice adding fractions on a number line.



Inferences & Evidence



An **inference** is a conclusion you draw based on your own reasoning and evidence found in a reading passage.

As you read, take note of the inferences you are making. Then, explain your reasoning using **evidence** from the text. If you are reading a book or article, make sure to write the page number where you found the evidence.

Example: I think that the third little pig is the most patient and clever pig of the three because, on page 34, he said that he waited to build his house until he found the strongest materials available, instead of using straw or sticks.

Inference

I think...

Evidence

Because...

Inference

I think...

Evidence

Because...

Inference

I think...

Evidence

Because...

Reading Comprehension: Peter Pan



Read the selection below, then answer the questions that follow.



The Mermaids' Lagoon: An Excerpt from Peter Pan by J.M. Barrie

If you shut your eyes and are a lucky one, you may see at times a shapeless pool of lovely pale colors suspended in the darkness; then if you squeeze your eyes tighter, the pool begins to take shape, and the colors become so vivid that with another squeeze they must go on fire. But just before they go on fire you see the lagoon. This is the nearest you ever get to it on the mainland, just one heavenly moment; if there could be two moments you might see the surf and hear the mermaids singing.

The children often spent long summer days on this lagoon, swimming or floating most of the time, playing the mermaid games in the water, and so forth. You must not think from this that the mermaids were on friendly terms with them: on the contrary, it was among Wendy's lasting regrets that all the time she was on the island she never had a civil word from one of them. When she stole softly to the edge of the lagoon she might see them by the score, especially on Marooners' Rock, where they loved to bask, combing out their hair in a lazy way that quite irritated her; or she might even swim, on tiptoe as it were, to within a yard of them, but then they saw her and dived, probably splashing her with their tails, not by accident, but intentionally.

They treated all the boys in the same way, except of course Peter, who chatted with them on Marooners' Rock by the hour, and sat on their tails when they got cheeky. He gave Wendy one of their combs.

The most haunting time at which to see them is at the turn of the moon, when they utter strange wailing cries; but the lagoon is dangerous for mortals then, and until the evening of which we have now to tell, Wendy had never seen the lagoon by moonlight, less from fear, for of course Peter would have accompanied her, than because she had strict rules about everyone being in bed by seven. She was often at the lagoon, however, on sunny days after rain, when the mermaids come up in extraordinary numbers to play with their bubbles. The bubbles of many colors made in rainbow water they treat as balls, hitting them gaily from one to another with their tails, and trying to keep them in the rainbow till they burst. The goals are at each end of the rainbow, and the keepers only are allowed to use their hands. Sometimes a dozen of these games will be going on in the lagoon at a time, and it is quite a pretty sight.

1. List three or more things that the mermaids do in the lagoon.

2. Match each word to its meaning.

vivid	opposite
contrary	make a sound with one's voice
bask	intensely bright
utter	lie exposed to warmth and light

3. What did the author mean when he wrote, "You must not think from this that the mermaids were on friendly terms" with the children? Provide an example from the text that supports your answer.

PERSONIFICATION

Personification: giving an animal or object human-like characteristics, qualities, or feelings

Read the two passages and underline examples of personification. Explain why the poet used personification to describe the subject of each poem.

The Railway Train.


By Emily Dickinson

I like to see it lap the miles,
And lick the valleys up,
And stop to feed itself at tanks;
And then, prodigious, step

Around a pile of mountains,
And, supercilious, peer
In shanties by the sides of roads;
And then a quarry pare

To fit its sides, and crawl between,
Complaining all the while
In horrid, hooting stanza;
Then chase itself down hill

And neigh like Boanerges;
Then, punctual as a star,
Stop -- docile and omnipotent --
At its own stable door.



The Moon

by Emily Dickinson

The moon was but a chin of gold
A night or two ago,
And now she turns her perfect face
Upon the world below.

Her forehead is of amplest blond;
Her cheek like beryl stone;
Her eye unto the summer dew
The likest I have known.

Her lips of amber never part;
But what must be the smile
Upon her friend she could bestow
Were such her silver will!

And what a privilege to be
But the remotest star!
For certainly her way might pass
Beside your twinkling door.

Her bonnet is the firmament,
The universe her shoe,
The stars the trinkets at her belt,
Her dainties of blue.



A large white rectangular area with a scalloped border, containing several horizontal lines for writing.

WRITING PROMPT

Now write your own examples of personification! Jot down the characteristics, qualities and feelings for each subject word, and write a sentence using personification.

1. Ocean

CHARACTERISTICS: _____

QUALITIES: _____

FEELINGS: _____

Write a Sentence: _____

2. Snow

CHARACTERISTICS: _____

QUALITY: _____

FEELING: _____

Write a Sentence: _____

3. River

CHARACTERISTICS: _____

QUALITY: _____

FEELING: _____

Write a Sentence: _____

4. Monkey

CHARACTERISTICS: _____

QUALITY: _____

FEELING: _____

Write a Sentence: _____

5. Pickles

CHARACTERISTICS: _____

QUALITY: _____

FEELING: _____

Write a Sentence: _____

Name: _____

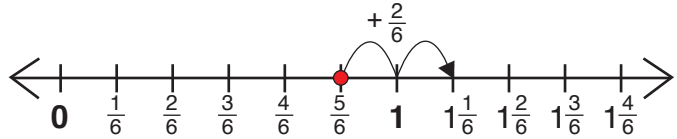
Date: _____

Add Fractions

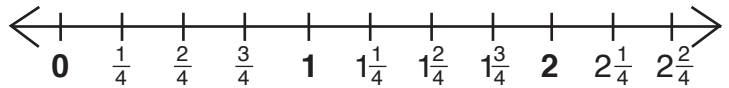
← on a Number Line →

Directions: Use each number line to add the fractions.
Remember to fill in the missing numbers on the blank number lines!

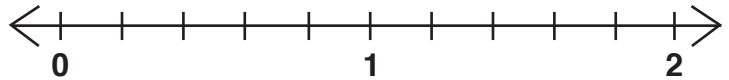
Example: $\frac{5}{6} + \frac{2}{6} = 1\frac{1}{6}$



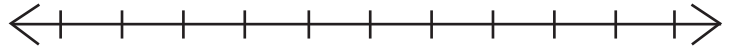
a) $\frac{1}{4} + \frac{5}{4} =$ _____



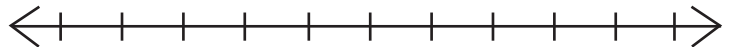
b) $\frac{3}{5} + \frac{2}{5} =$ _____



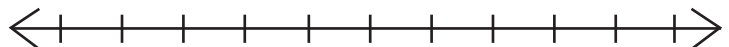
c) $\frac{5}{8} + \frac{1}{8} =$ _____



d) $\frac{2}{3} + \frac{4}{3} =$ _____

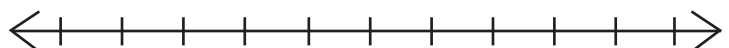


e) $1\frac{1}{2} + \frac{1}{2} =$ _____



Challenge!

f) $\frac{5}{6} + \frac{2}{3} =$ _____



Day 2

Independent Reading Activity	Choose one of your favorite books and turn it into a movie! Choose actors to play the characters from the book in your movie.
Reading	Read this nonfiction passage and respond to the prompts.
Writing	Choose one of the story starters and write your story on a separate piece of paper or in a writing notebook.
Grammar Practice	Identify these hyperboles and idioms and explain their meanings.
Math	Enjoy this math review which focuses on multiplication and division practice.



Casting Call!



Pretend you're making a movie or play of the book and you need to cast actors for it. What should the actors look like? What kind of personalities will they need to portray? Write character descriptions and cast famous actors on the lines below.

Main Character: _____

Description: _____

Actor: _____

Main Character: _____

Description: _____

Actor: _____

Supporting Character: _____

Description: _____

Actor: _____

Supporting Character: _____

Description: _____

Actor: _____

Hot Cross Buns

Read to Remember

After reading the short story below, complete the organizer. Then, use the keywords (wanted, but, so, then) to summarize, or retell, the story in the space provided.

“Oh no!” groaned Kendall, “Why can’t I get this right?” Kendall was a fourth grader at Evergreen Academy, and even though she was a good student, she was unhappy at school. She wanted nothing more than to play the recorder for the school band, just like her older brother. After attending band tryouts for months, she still hadn’t been accepted. Still, she was determined. She practiced the song Hot Cross Buns every night and she carried her recorder with her everywhere she went. Kendall could play perfectly at home in front of her parents, but every time she tried to play in front of Ms. Melody, the band teacher, she messed up. Today was her last chance to impress Ms. Melody.

As she practiced in the hall before her audition, Kendall exclaimed, “I have an idea!” She took out a piece of paper and wrote down the notes for the song. Then, she highlighted C note, the one she kept missing during tryouts. “Now I’ll get it right!” Kendall grinned. She walked into the music room and smiled bravely at Ms. Melody. She set her highlighted paper on the music stand and started to play.

“Bravo! That was the best rendition of Hot Cross Buns I’ve ever heard!” said Ms. Melody when Kendall had finished. “Congratulations! You are the newest member of our band!”

<p>Somebody</p> <p>Who is the main character?</p>	<p>Wanted</p> <p>What does the main character want?</p>	<p>But</p> <p>What is the problem?</p>	<p>So</p> <p>How does the character try to solve the problem?</p>	<p>Then</p> <p>How does the story end?</p>
--	--	---	--	---

Summary : _____

Name: _____

Date: _____


Expressions Explained

Underline each idiom or hyperbole. Highlight or circle other clues in the sentences that help you interpret the meaning of the idioms or hyperbole. Write the expression (idiom or hyperbole) on the first line. Use the context to explain what each expression means on the second line.

Example: I died laughing when I saw the video of the dog in an alligator costume.

Expression: died laughing

What does this mean? This person was laughing very hard!



1. Justin ate a whole pizza for dinner and said that he was still hungry! He sure is a bottomless pit!

Expression: _____

What does this mean? _____

2. When my teacher told me about the project I knew that it would be a piece of cake. Since I love drawing, projects like these are really easy for me!

Expression: _____

What does this mean? _____

3. Puddles were forming on the street and in my yard, but the sky was dark and the rain pelted against our roof. It was raining cats and dogs!

Expression: _____

What does this mean? _____

4. Marissa was really down in the dumps when her dog died.

Expression: _____

What does this mean? _____

5. At the airport we waited for ages to get on our plane. I couldn't believe that it took three hours before we were finally seated!

Expression: _____

What does this mean? _____



Math Review Part 1

Let's Soar

Directions: Choose a multiplication strategy to find the product for each problem. Show your work and write each product on its corresponding answer line.

$$\begin{array}{r} 1. \quad 25 \\ \times 13 \\ \hline \end{array}$$

$$\begin{array}{r} 2. \quad 1027 \\ \times \quad 6 \\ \hline \end{array}$$

$$\begin{array}{r} 3. \quad 827 \\ \times \quad 4 \\ \hline \end{array}$$

Answer: _____

Answer: _____

Answer: _____

Directions: Choose a division strategy to find the quotient for each problem. Show your work and write each quotient on its corresponding answer line.

$$4. \quad 225 \div 5$$

$$5. \quad 2457 \div 7$$

$$6. \quad 116 \div 8$$

Answer: _____

Answer: _____

Answer: _____

Directions: Find the product using the partial products method. If you have not learned this method, then show your work using the standard algorithm.

$$7) \begin{array}{|c|c|c|c|} \hline & & 7 & 7 \\ \hline & \times & 2 & 3 \\ \hline & & & \\ \hline & & & \\ \hline & & & \\ \hline & & & \\ \hline & & & \\ \hline \end{array}$$

$$8) \begin{array}{|c|c|c|c|} \hline & & 9 & 6 \\ \hline & \times & 6 & 2 \\ \hline & & & \\ \hline & & & \\ \hline & & & \\ \hline & & & \\ \hline & & & \\ \hline \end{array}$$

Directions: You will find missing factors, quotients, divisors, and products in the equations below. Balance these equations by writing the correct missing values.

9) $11 \times \underline{\quad} = 77$

10) $\underline{\quad} \times 4 = 32$

11) $6 \times 3 = \underline{\quad}$

12) $64 \div 8 = \underline{\quad}$

13) $2 \times 4 = 24 \div \underline{\quad}$

14) $\underline{\quad} \times 8 = 4 \times 6$

15) $42 \div \underline{\quad} = 3 \times 2$

16) $3 \times 3 = \underline{\quad} \div 4$

Day 3

Independent Reading Activity	Use two fiction stories to compare and contrast story elements with this graphic organizer.
Reading	Identify and justify the author's purpose in these sample passages.
Writing	Choose one of the story starters and write your story on a separate piece of paper or in a writing notebook.
Grammar Practice	Expand your vocabulary as you come up with synonyms for commonly used words.
Math	Multiply fractions by a whole number with this restaurant math worksheet.



Name: _____

Date: _____

Compare and Contrast Elements of a Story

Compare and contrast the elements of two different stories. Record similarities in the shaded section.

Story #1: _____

Story #2: _____

Characters

--	--	--

Setting

--	--	--

Name: _____

Date: _____

Compare and Contrast Elements of a Story

Compare and contrast the elements of two different stories. Record similarities in the shaded section.

Story #1: _____

Story #2: _____

Problem

--	--	--

Solution

--	--	--

Name:

Date:

AUTHOR'S PURPOSE: Task Cards

Authors have three main purposes for writing:

PERSUADE - the author wants you to believe or do something.

INFORM - the author wants to tell or teach you something.

ENTERTAIN - the author wants to tell a story that you will enjoy.

***Remember the word PIE!**

It is a trick to remember the three main reasons why authors write a piece of text.

Directions: Read the passages and answer the question on your answer document.

1 Halloween is the best holiday of the year! Everyone should go out and get a costume. If you can't find one to buy, make one. Halloween is better than the other holidays because you get to trick-or-treat with your friends.

What is the author's purpose?

2 Sarita was excited to get out of the car. She had been waiting for today for weeks and it was finally here. She skipped as she went up the walkway to the house, and her mom opened the door. Suddenly, everyone shouted, "Surprise!"

What is the author's purpose?

3 Have you seen the dancing show on tv? It is very entertaining. You should watch it because you will see new dance moves. You will like the music, too. Sometimes I like to get up and dance while the show is on. The show is really good and you will enjoy it!

What is the author's purpose?

4 The United States has five branches of the military. The Army, Navy, Air Force, Coast Guard, and Marines are the five branches. Each branch serves an important role for the country. The country relies on the people who serve in order to protect freedom.

What is the author's purpose?

5 Birthdays are celebrated around the world. In the United States, people celebrate with cake and candles. Many other places celebrate with singing songs. In Mexico, a birthday is celebrated with a piñata filled with candy. A person uses a broomstick to hit the piñata. Each of these birthday traditions is a fun celebration!

What is the author's purpose?

6 Rio and Marcus sat in the backseat of the car as their dad drove. The car traveled quickly on the highway and it seemed like they had been in the car for hours. Suddenly, their dad started singing loudly and dancing. He turned the music up and the boys cracked up. They laughed so hard and their faces turned bright red.

What is the author's purpose?

7 Smoking is a bad habit. Smoking costs Americans thousands of dollars a year. It also causes major health problems. There are over 4,800 chemicals found in one cigarette. Smoking is a habit that people can choose to quit, but it takes a lot of effort.

What is the author's purpose?

8 Hurry! This house will not be available for long. It has four huge bedrooms, a beautiful kitchen, and an awesome playroom. The best part of this house is that there is a pool in the backyard. Did I mention that the backyard is massive, too? Hurry! Buy it before someone else does!

What is the author's purpose?

Name:

Date:

AUTHOR'S PURPOSE: Task Cards

Author's Purpose

Text Evidence

1

• How do you know?
•
•
•
•
•
•
•
•
•

2

• How do you know?
•
•
•
•
•
•
•
•
•

3

• How do you know?
•
•
•
•
•
•
•
•
•

4

• How do you know?
•
•
•
•
•
•
•
•
•

Name:

Date:

AUTHOR'S PURPOSE: Task Cards

Author's Purpose

Text Evidence

5

• How do you know?
•
•
•
•
•
•
•
•
•

6

• How do you know?
•
•
•
•
•
•
•
•
•

7

• How do you know?
•
•
•
•
•
•
•
•
•

8

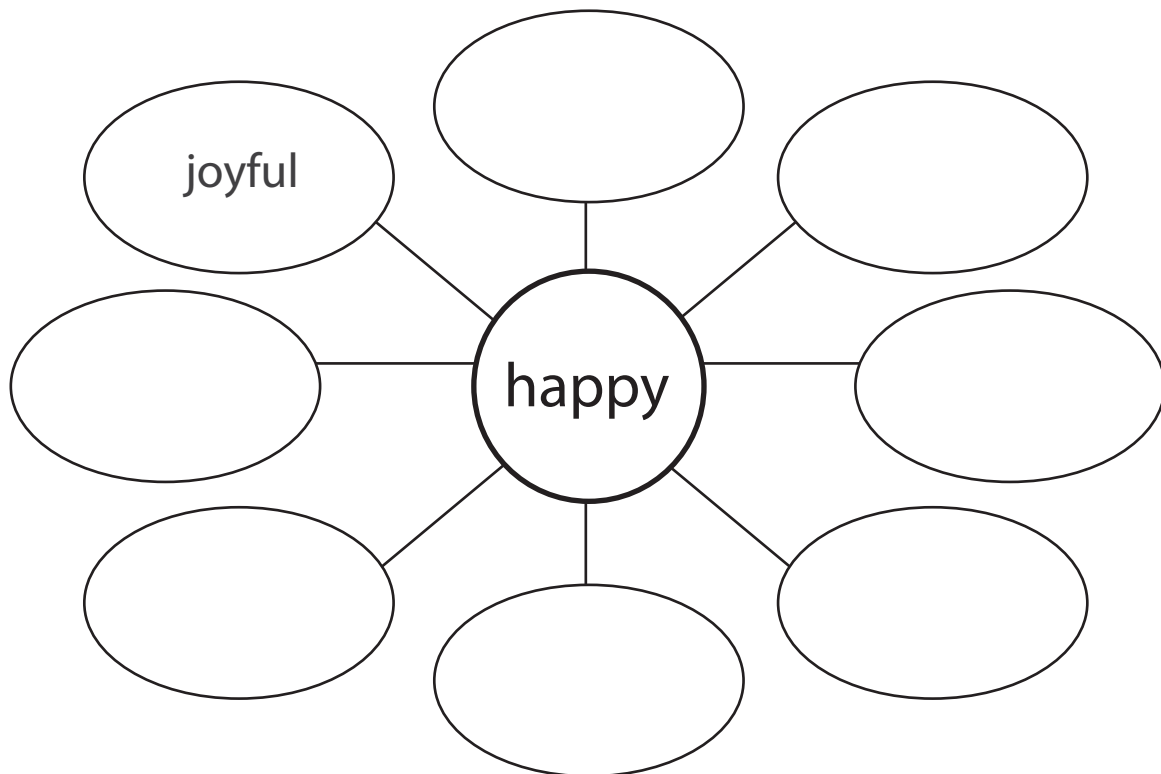
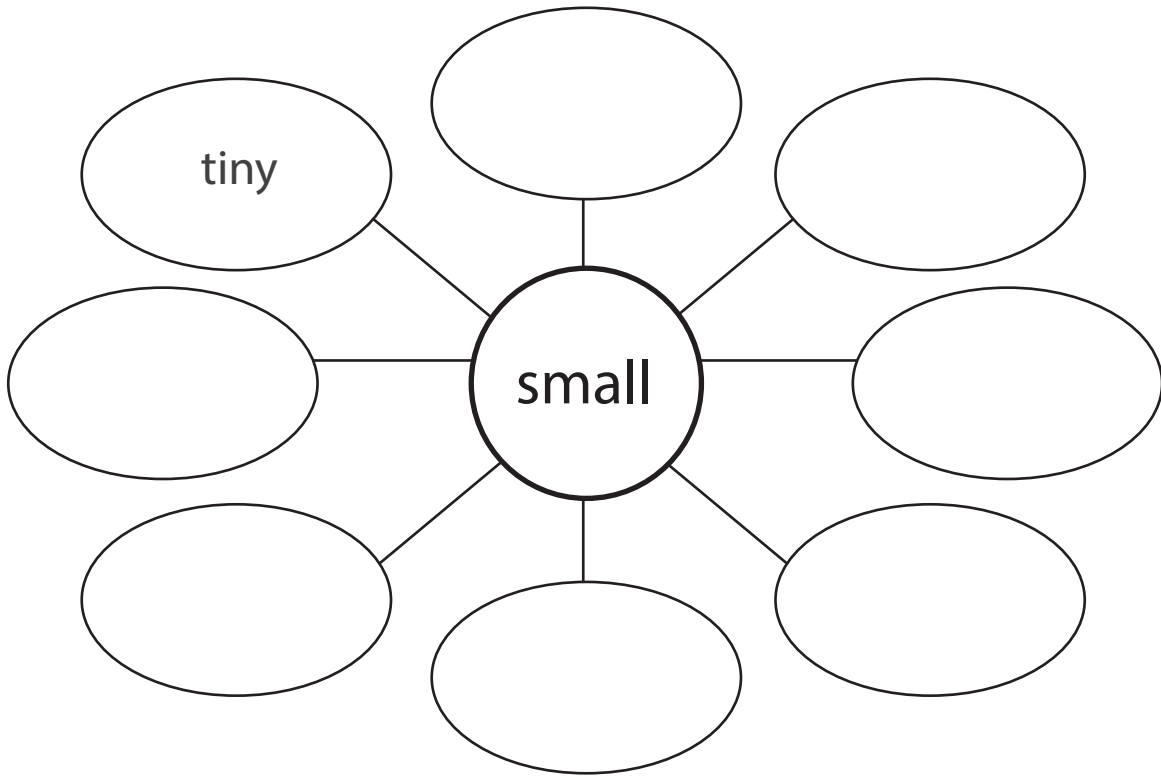
• How do you know?
•
•
•
•
•
•
•
•
•

Synonym Word Web




Name: _____ Date: _____

Directions: Fill in each empty space in the word webs below with a synonym for the target word in the center of the web. Use a dictionary or thesaurus if you need help.

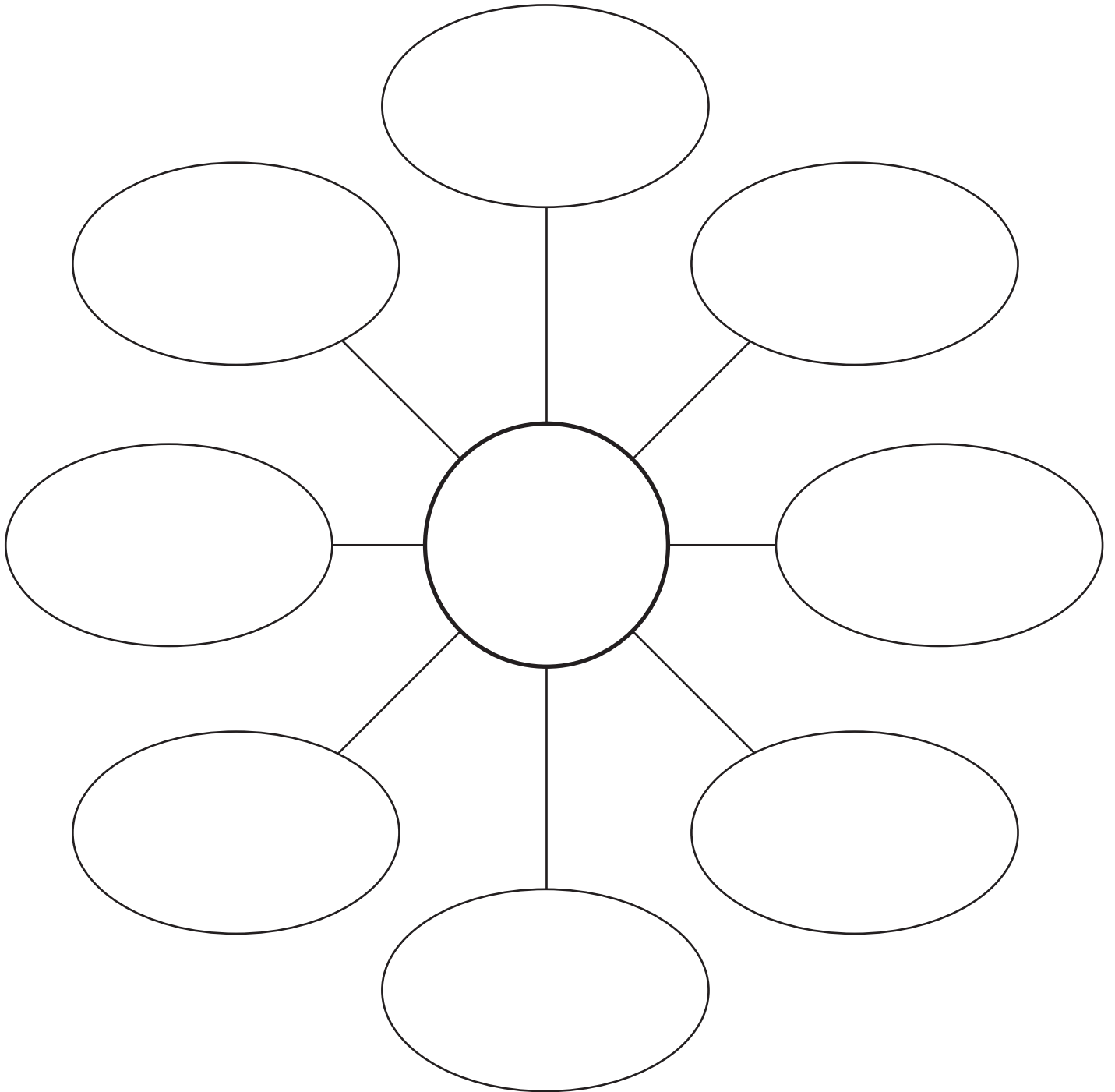


Synonym Word Web



Name: _____ Date: _____

Directions: Use this blank word web to find synonyms for a target word, which you can write in the center of the web. Use a dictionary or thesaurus if you need help.

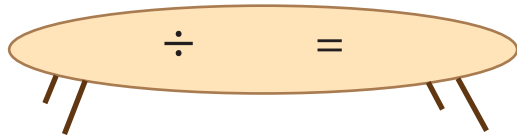


Restaurant

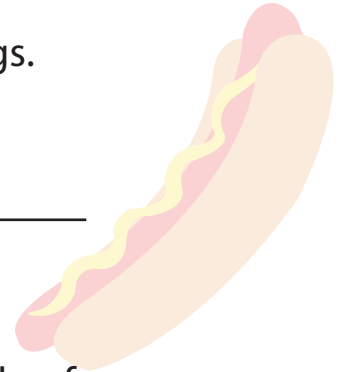
MATH

Solve the fraction problems.


1. There are 6 people at a table, and $\frac{1}{2}$ are eating hot dogs.
How many people are eating hot dogs?



$$\frac{1}{2} \text{ of } 6 = \underline{\quad}$$




2. There are 18 dishes on the menu, and $\frac{1}{3}$ of them have beef.
How many dishes on the menu have beef in them?



$$\frac{1}{3} \text{ of } 18 = \underline{\quad}$$




3. There are 4 people at a table, and $\frac{1}{4}$ are eating pizza.
What is the number of people eating pizza?




$$\frac{1}{4} \text{ of } 4 = \underline{\quad}$$

4. There are 15 people at the big table, and only $\frac{1}{5}$ of them are women.
How many women are at the big table ?



$$\frac{1}{5} \text{ of } 15 = \underline{\quad}$$



5. One table has 12 people, and $\frac{1}{6}$ are kids. How many of them are kids?



$$\frac{1}{6} \text{ of } 12 = \underline{\quad}$$

Day 4


Independent Reading Activity	Choose a nonfiction story and explore the author's point of view using text evidence.
Reading	Read a biography on Ada Lovelace, a 19th century computer programmer, and answer comprehension questions.
Writing	Choose one of the story starters and write your story on a separate piece of paper or in a writing notebook.
Grammar Practice	Figure out the pun with this food-focused worksheet.
Math	Practice finding the factors.



Name _____

Date _____

GRAPHIC ORGANIZER: AUTHOR'S POINT OF VIEW



DIRECTIONS: Use the graphic organizer to organize information about the author's point of view in a text.

AUTHOR'S POINT OF VIEW	
REASON / EVIDENCE	REASON / EVIDENCE
REASON / EVIDENCE	REASON / EVIDENCE

Historical Hero: Ada Lovelace



Painting of Ada Lovelace

Ada Lovelace was born in 1815 in London, England to Anne Isabella Byron and famous Romantic poet Lord Byron. When Ada was a child, her mother encouraged her to study math. At the time, it was unusual for women to study math and science, even if they were wealthy.

In 1833, she met mathematician Charles Babbage at a party. Charles, known as the father of the computer, made a machine that could calculate math problems. It was called the difference engine. Once Charles found out that Ada was interested in math, they became good friends. He showed Ada the difference machine and she was fascinated by it. Charles then took Ada under his wing and taught her about his research during the next several years.

About ten years later, Charles had an idea for a new mathematical machine. A fellow scientist had written an article about it, but it was in French. Charles asked Ada to translate the article for him. Not only did she translate the article, but she added her own notes and ideas. After she added her notes, the article became three times longer than the original! She used the initials A.A.L for Augusta Ada Lovelace to publish the English version of the article.

Ada died from uterine cancer in London on November 27, 1852. She was 36 years old. Many of Ada's ideas are still used in computers today. Her work went unnoticed until the 1950s. It was then that scientists realized how revolutionary her ideas were. In 1980, the United States Department of Defense named a new computer language "Ada" to recognize her past contributions. Now she is considered by many to be the world's first computer programmer.

Directions: Fill in the timeline with important events in Ada's life.


--	--	--	--

Historical Hero: Ada Lovelace

Directions: Complete the graphic organizer with information from the nonfiction text.

What is the topic of the text?	
What are some key details from the text?	What is interesting to you about the text?
1.	
2.	
3.	What is the author's purpose for the text?
4.	
5.	What is the main idea of the text?

Fun with Food Puns #2



A **pun** is a form of wordplay that uses a word or phrase that sounds similar to another word or phrase, usually for a humorous effect.

Directions: Read the following puns using food words. Underline the word that makes the pun funny, and write the word(s) it is meant to replace.

Example: Don't worry, we will taco 'bout it.

talk

1. An earthquake! Everyone romaine calm.

2. It is thyme to go. Hurry!

3. What is the big dill?

4. The problem is nacho concern.

5. I have bean thinking about you.

6. Let's meat for lunch at 1:00 pm.

7. It's a little chili in here.

8. We feel that you don't carrot all!

9. How about we ketchup on Sunday?

10. Chocolate cake is butter than vanilla, I say!

11. **Challenge:** Create your own food pun with the term "beet" (beat) and/or "pizza" (piece of).

Finding Factors

Factors are numbers that you multiply together to get another number. For example, 2 multiplied by 4 equals 8. So 2 and 4 are the factors of 8.

Find the factors of the numbers below. See the example.

$10 = \underline{2 \times 5}$

$18 = \underline{\hspace{2cm}}$

$24 = \underline{\hspace{2cm}}$

$30 = \underline{\hspace{2cm}}$

$32 = \underline{\hspace{2cm}}$

$39 = \underline{\hspace{2cm}}$

Find the missing factors.

$15 = 3 \times \boxed{\hspace{1cm}}$

$21 = 3 \times \boxed{\hspace{1cm}}$

$45 = 9 \times \boxed{\hspace{1cm}}$

$42 = 7 \times \boxed{\hspace{1cm}}$

$36 = 2 \times 2 \times 3 \times \boxed{\hspace{1cm}}$

$60 = 2 \times 3 \times 2 \times \boxed{\hspace{1cm}}$

$75 = 5 \times 3 \times \boxed{\hspace{1cm}}$

* When the factor is a prime number, it is called a prime factor.



Day 5

Independent Reading Activity	Illustrate and write the main events that occur in the beginning, middle, and end of a fiction text.
Reading	Read a Japanese folk tale and answer the comprehension questions along the way.
Writing	Choose one of the story starters and write your story on a separate piece of paper or in a writing notebook.
Grammar Practice	Practice identifying abbreviations used for people's titles.
Math	Practice your fractions skills with this worksheet.



Storyboard Summary

Name: _____


Date: _____

Use this storyboard to draw three important scenes that happen in the beginning, middle, and end of the story. Below each drawing, write one or two sentences to describe the scene.




BEGINNING



MIDDLE

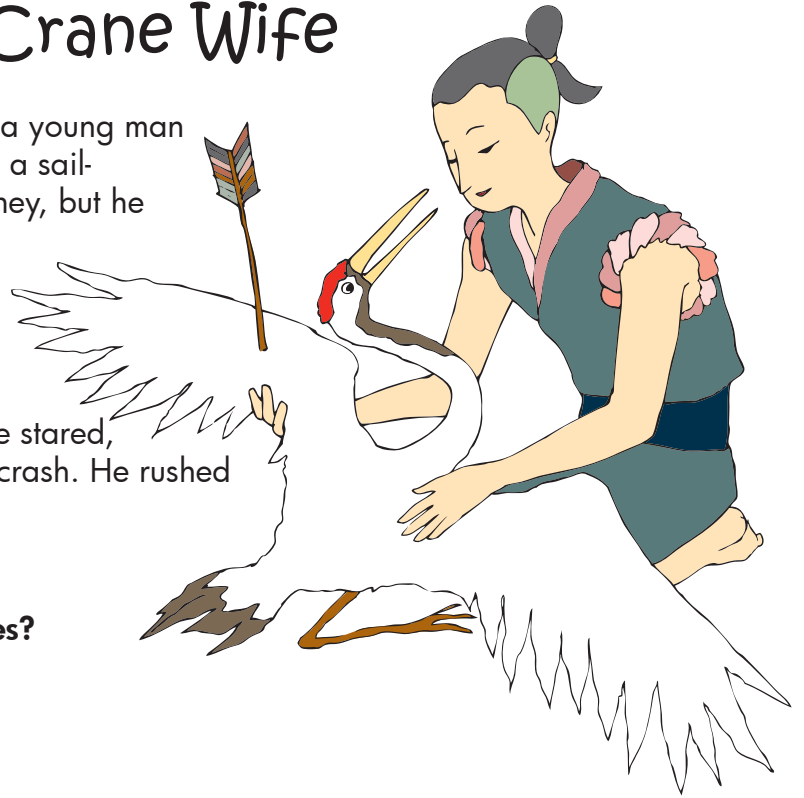


END



The Crane Wife

A LONG TIME AGO, there lived a young man in a small home in the mountains. He was a sail-maker, which did not make him much money, but he had enough to get by, and that was all he needed. One day, while walking home, a beautiful white crane appeared overhead. It swerved wildly through the sky, to and fro, and the man knew something was wrong. It picked up speed as he stared, and suddenly hit the ground with a great crash. He rushed toward it to make sure it was OK.



STOP

1. Where do you think the young man lives?

- a. In a small village
- b. In a big city.
- c. With his parents

When he approached it, he saw that it had an arrow lodged in one of its wings—a hunting accident. Feeling sorry for the poor thing, he scooped it up in his arms and took it back to his home, where he cleaned the wound and nursed the beautiful bird back to health. A few days later, he sent the crane back out. As it flew away, he warned it to stay away from hunters. The next evening, he came home to his small house, the way he always did. When he opened the door, he was shocked to find a lovely young woman sitting at his kitchen table. “Welcome home, husband,” she said.

“Husband? I cannot be your husband!” the sailmaker said, astonished. “I don’t know you at all, and even if I were your husband, I cannot support you. I barely make enough money to get by on my own.”

“Oh, do not worry about me,” she said, motioning to a small sack on the floor. “I can take care of myself. I brought rice with me to eat, and a loom to work on.” She got up and began to boil a pot of water for the rice. Unsure of what else to do, the young man sat down as his new wife prepared dinner.

STOP

2. Why didn’t the sailmaker want the woman to be his wife? (2 answers!)

- a. He didn’t know her.
- b. He had gotten to know her and didn’t get along with her.
- c. He couldn’t support her.

Over time, they began to warm up to each other. She was kind and caring, and he was a good, honest man. They treated each other with respect, which slowly turned into love. One day, the wife asked her husband if she could have the room in the back of the house to weave in. "I would like to begin weaving so that I can make us some more money," she said, and her husband agreed. "I have only one condition," she warned. "You must never look inside."

She closed the door, and he heard the loom start up. For seven days and nights, the loom clicked and clacked. Finally, she emerged with a beautiful cloth; the most beautiful he had ever seen. "Take this into town and sell it. It will no doubt command a high price," she said. He did as she asked and, as she predicted, he sold it for a tidy sum. Content, he returned home.

STOP

3. Based on what you have read so far, whom do you think this woman might be?

4. Why do you think she will not let him look in her room?

His wife continued to weave. After several weeks of weaving and selling, the sailmaker's curiosity began to eat away at him. As far as he knew, all she had was a loom—no thread. Finally, he couldn't stand it anymore. He slowly pushed the door open and peeked inside. To his surprise, she was gone.

Instead, he found a crane sitting next to a pile of finished cloth, the elegant bird plucking its own feathers for thread. He gasped, and she heard him. She hung her head in sadness and walked over. "Remember me? I am the crane that you brought back to health. I wanted to repay you for your kindness, but now that you have seen my real self, I must go." She nudged the finished cloth toward him with her beak. "Take this to town and sell it. It should make you enough money to keep you comfortable for the rest of your life."

She turned to face the front door. She was sad, for she had loved him, too, but off she went into the dark sky, never to be seen again.

Who's Who? Abbreviations for People's Titles

An **abbreviation** is a shortened form of a word or phrase. An abbreviation includes letters taken from the word or phrase. People's titles and names often use abbreviations.

Abbreviations Before Names

Doctor	→	Dr.	Captain	→	Capt.
Mister	→	Mr.	President	→	Pres.
Missus	→	Mrs.	Governor	→	Gov.
Miss	→	Ms.	Secretary	→	Sec.
Reverend	→	Rev.	Senator	→	Sen.
Honorable	→	Hon.	Representative	→	Rep.
Professor	→	Prof.	Saint	→	St.
General	→	Gen.	Sergeant	→	Sgt.
Private	→	Pvt.	Detective	→	Det.

Abbreviations After Names

Esquire	→	Esq.
Junior	→	Jr.
Senior	→	Sr.
Bachelor of Art	→	B.A.
Bachelor of Science	→	B.S.
Master of Art	→	M.A.
Master of Science	→	M.S.
Medical Doctor	→	M.D.
Juris Doctor	→	J.D.
Doctor of Philosophy	→	Ph.D.
Doctor of Education	→	Ed.D.
Doctor of Dental Surgery	→	D.D.S.

Directions: Rewrite each sentence with the correct abbreviations.

1. President Carter met with Secretary Vance to discuss the matter.

2. Detective Miller is on that case, and I know he'll talk to Private Smith.

3. Robert Keeney Junior is my math tutor.

4. Honorable Judge Johnson will oversee this trial.

Name: _____

Date: _____

Who's Who? Abbreviations for People's Titles

Directions: Rewrite each sentence with the correct abbreviations.

5. Professor Hayward, Doctor of Philosophy is out for lunch.

6. I called my lawyer, Shannon Rugnetta, Juris Doctor, for a meeting.

7. Governor Davis and Senator Vilms will speak at the event.

8. It is important to contact Representative Deen about this issue.

9. Doctor Wood had a conversation with Sergeant Mendez yesterday.

10. I saw the sign outside of the office that said, "Angela Lew, Doctor of Dental Surgery."

11. **Challenge!** Write your own sentence using at least two of the abbreviations for people's titles.



Math Review Part 2

Directions: Write one equivalent fraction for each of the following fractions.

1) $\frac{4}{10}$ _____ 2) $\frac{6}{9}$ _____ 3) $\frac{2}{5}$ _____ 4) $\frac{1}{3}$ _____ 5) $\frac{2}{7}$ _____

Directions: Change each improper fraction to a mixed number and each mixed number to an improper fraction. Make sure your answers are written in simplest form.

6) $\frac{10}{4}$ _____ 7) $1\frac{2}{3}$ _____ 8) $\frac{13}{4}$ _____ 9) $2\frac{1}{5}$ _____ 10) $\frac{8}{7}$ _____

Directions: Compare the two fractions in each problem. Write $<$, $>$, or $=$ in the circle.

11) $\frac{1}{4}$ ○ $\frac{1}{3}$ 12) $\frac{2}{5}$ ○ $\frac{2}{9}$ 13) $\frac{3}{7}$ ○ $\frac{5}{7}$ 14) $\frac{2}{3}$ ○ $\frac{4}{8}$

Directions: Find the sum or difference for each problem. Show your work and write each answer on its corresponding answer line.

15) $\frac{7}{11} + \frac{2}{11}$ 16) $\frac{10}{12} - \frac{4}{12}$ 17) $\frac{7}{11} - \frac{2}{11}$ 18) $\frac{11}{12} + \frac{11}{12}$

Answer: _____

Answer: _____

Answer: _____

Answer: _____

Directions: Find the sum or difference for each problem. Show your work and write each answer on its corresponding answer line.

19) $6\frac{6}{8} - 1\frac{7}{8}$ 20) $1\frac{1}{2} + 7\frac{1}{2}$ 21) $10\frac{3}{5} + 2\frac{3}{5}$ 22) $3\frac{1}{4} - 2\frac{2}{4}$

Answer: _____

Answer: _____

Answer: _____

Answer: _____

Other Fun Stuff

Logic Problem

Brain Boost II: Memory Matters

Learn to Fold Origami!

Paper Cut-Out Simple Machine

Toilet Paper Roll Craft

Sudoku: Treasure Hunt



Logic Problem

Use the table to help you solve the logic problem. Each square represents a possible answer. Follow the rows and columns to find the correct combination. Draw a dot in a square for the answer where the vertical and horizontal squares meet. Draw an "x" in a square that isn't the answer.

	Game	Doll	Kite	Basketball	Blue	Green	Red	Orange
Hannah								
Jack								
Cassie								
Paul								
Blue								
Green								
Red								
Orange								

Hannah, Jack, Cassie and Paul attend a birthday party. They each bring a gift: a kite, doll, game, and basketball. After the party, each child goes home with a different color balloon: red, blue, green, and orange. Using the clues given, figure out which child brought what gift, and what color balloon they went home with.

- Hannah did not bring the doll as a gift but she did go home with a blue balloon.
- Jack brought the basketball for a gift but did not go home with a red or green balloon.
- The child who brought the kite for a gift went home with a red balloon.
- Cassie brought the doll as a gift.

BRAIN BOOST II


Time to test your memory and give your brain a workout. Study the images on this worksheet for 30 seconds. Then flip the page over, get a piece of paper, and write the name of each image you remember. Check your answers with the worksheet and find out how many you got right!



Learn to fold *Origami!*

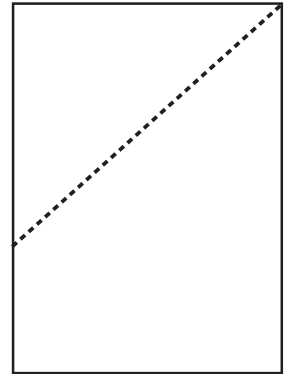
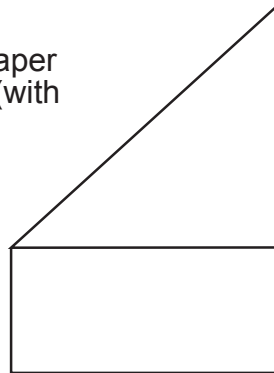


Origami is the art of traditional Japanese paper-folding. It began in China over 1,800 years ago and came to Japan during the 6th century. You can make your own origami! Cut out the paper rectangle on the next page and follow these directions.



Your finished frog will look like this!

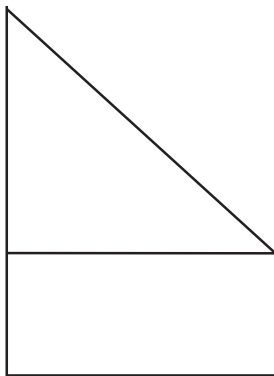
- 1)** Begin with your paper laid out vertically (with the shorter edge pointing up).



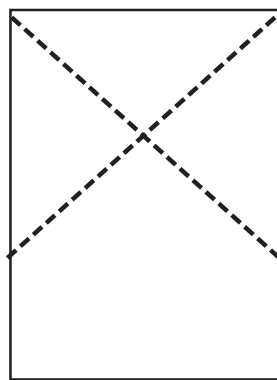
Fold the top right corner down to meet the left side of the paper.

The paper will be creased like this.

2)

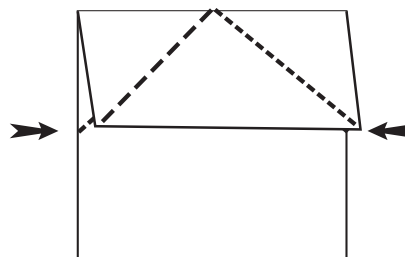


Now do the same with the top right corner.

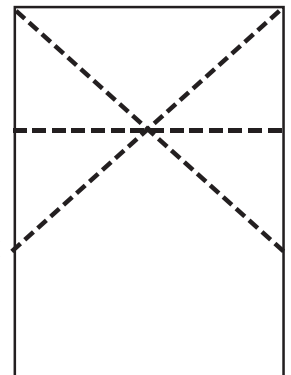


You will have creases in the shape of a big X, like this.

3)

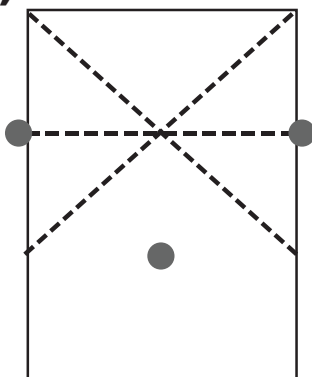


Fold the top down to meet the bottom of the big X.

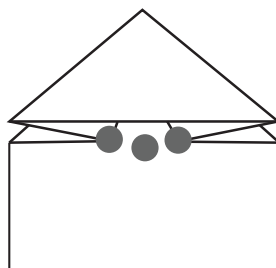


Your paper will now have a straight-across crease.

4) (This part is a little tricky, but you can do it!)

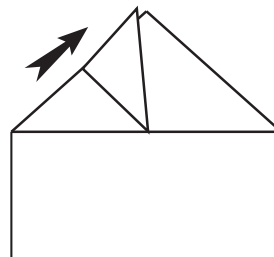


Bring the sides of the straight-across crease down to meet in the center.

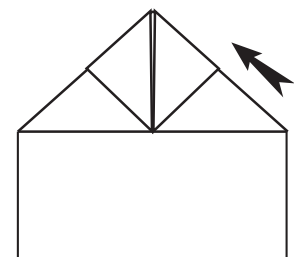


Your paper will look like this.

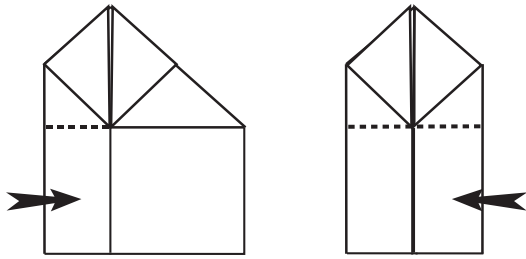
5)



Fold each outer corner of the triangle up to meet the point at the top.

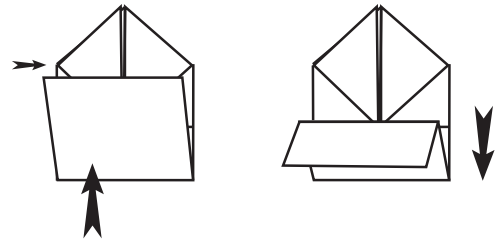


6)



Fold the left edge in until it meets the middle. Do the same with the right side.

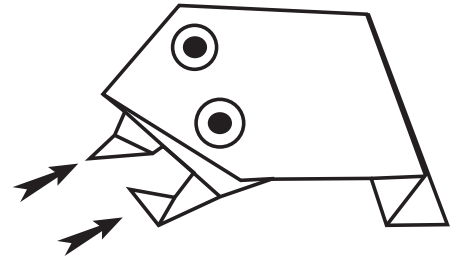
7)




Fold the bottom up to meet the corners of the triangle.

8)

Flip your frog over and fold the tips of the legs under to form feet. Draw eyes on its head, color its body green, and you've got a frog!



Press gently on its back to see it do a little hop.



Name: _____







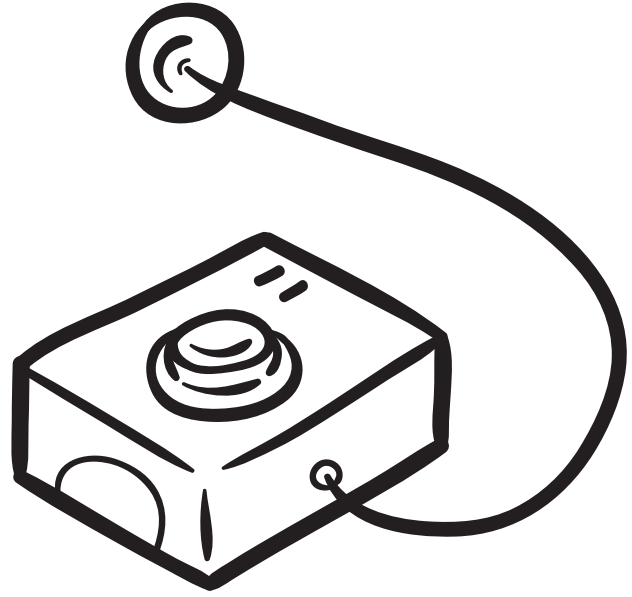

Date: _____


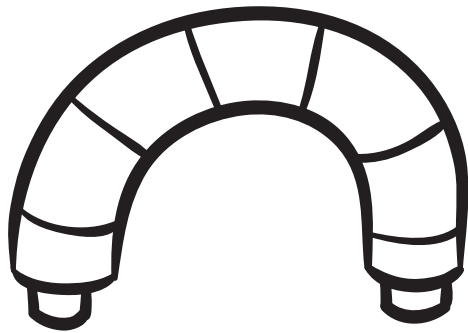
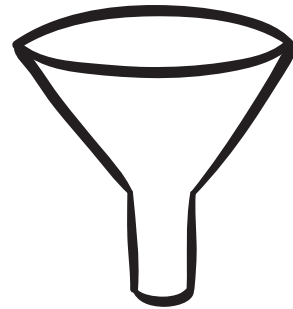
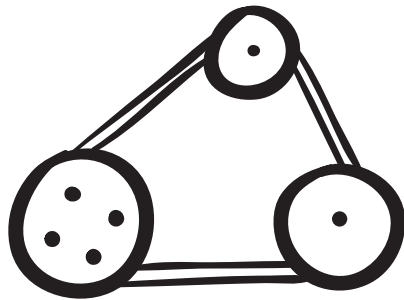
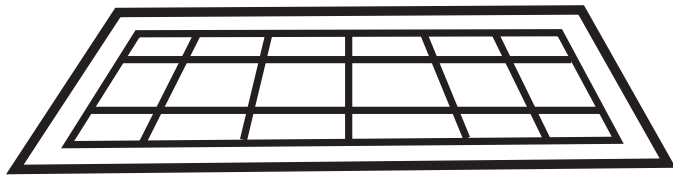
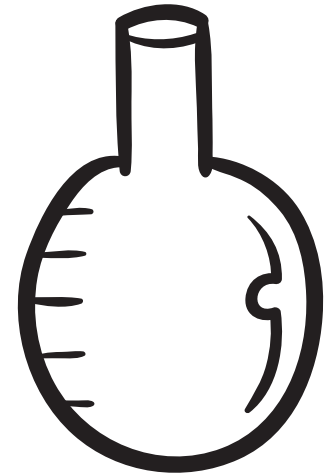

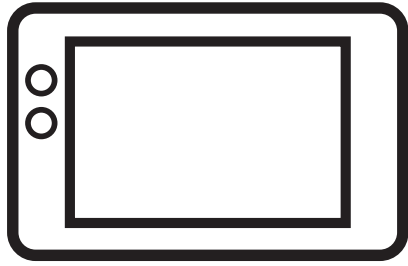
Make a Machine

During the Industrial Revolution, machines were invented to manufacture just about everything! Make your own machine by cutting out the parts on the following pages and putting them together in the space below.

What is the name of your machine?

What does it make?





Toilet Paper Roll Craft

Save up your paper rolls to help your child create an upcycled craft that looks just like iron work! Easy to make, light as a feather, and lovely to display, this eco-friendly project is the perfect activity for children looking for a simple way to spruce up their room.

What You Need:

- Box lid
- Scissors
- Several toilet paper tubes
- Glue
- Black paint
- Paint brush
- Newspaper

What You Do:

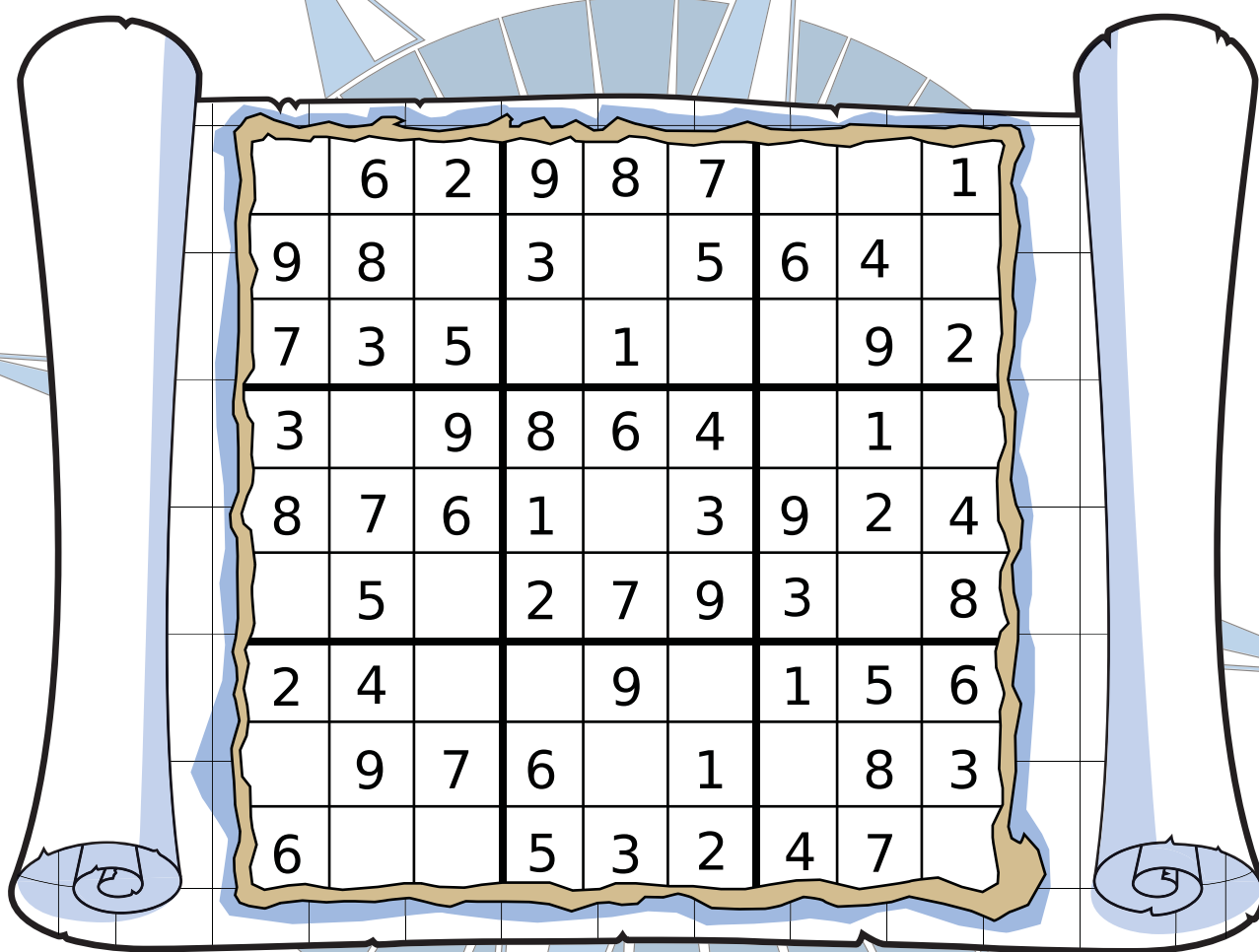
1. Help your child cut away the center of the box lid so that all that is left is the frame.
2. Have them cut the toilet paper rolls into loops the same depth as the frame. For example, if the lid is $\frac{1}{2}$ inch tall, the loops should also be a $\frac{1}{2}$ inch tall.
3. They shouldn't worry about crushing the rolls as they cut. They'll reshape the rolls once they have finished. Possible shapes include round loops, oblong cat's eyes, and straight strips made when they snip the loops open.
4. Have them cover their work area with a sheet of newspaper.
5. Help them start fitting their paper roll shapes into the lid frame. Their design can be as simple or as complicated as they like. Allow them time to play around with their designs.
6. When they are happy with their design, they need to glue everything into place. Starting at one side of the frame, they should remove one loop at a time and glue it to its neighboring loops.
7. After the glue has dried, have them paint both the frame and the paper rolls black. Make sure they rotate the piece occasionally so that they can see spots they may have missed.
8. Once the piece is dry, your child is ready to hang it up.



SUDOKU ISLAND

Solve the Sudoku puzzle by filling in the blank spaces with numbers between 1 and 9. Make sure no numbers appear twice in the same row, column or 3x3 square.

DIFFICULTY: MEDIUM



Week 5

Independent Study Packet

ANSWER KEYS

**Use these answer keys
to check your work!**



Reading Comprehension: Peter Pan



Read the selection below, then answer the questions that follow.



The Mermaids' Lagoon: An Excerpt from Peter Pan by J.M. Barrie

If you shut your eyes and are a lucky one, you may see at times a shapeless pool of lovely pale colors suspended in the darkness; then if you squeeze your eyes tighter, the pool begins to take shape, and the colors become so vivid that with another squeeze they must go on fire. But just before they go on fire you see the lagoon. This is the nearest you ever get to it on the mainland, just one heavenly moment; if there could be two moments you might see the surf and hear the mermaids singing.

The children often spent long summer days on this lagoon, swimming or floating most of the time, playing the mermaid games in the water, and so forth. You must not think from this that the mermaids were on friendly terms with them: on the contrary, it was among Wendy's lasting regrets that all the time she was on the island she never had a civil word from one of them. When she stole softly to the edge of the lagoon she might see them by the score, especially on Marooners' Rock, where they loved to bask, combing out their hair in a lazy way that quite irritated her; or she might even swim, on tiptoe as it were, to within a yard of them, but then they saw her and dived, probably splashing her with their tails, not by accident, but intentionally.

They treated all the boys in the same way, except of course Peter, who chatted with them on Marooners' Rock by the hour, and sat on their tails when they got cheeky. He gave Wendy one of their combs.

The most haunting time at which to see them is at the turn of the moon, when they utter strange wailing cries; but the lagoon is dangerous for mortals then, and until the evening of which we have now to tell, Wendy had never seen the lagoon by moonlight, less from fear, for of course Peter would have accompanied her, than because she had strict rules about everyone being in bed by seven. She was often at the lagoon, however, on sunny days after rain, when the mermaids come up in extraordinary numbers to play with their bubbles. The bubbles of many colors made in rainbow water they treat as balls, hitting them gaily from one to another with their tails, and trying to keep them in the rainbow till they burst. The goals are at each end of the rainbow, and the keepers only are allowed to use their hands. Sometimes a dozen of these games will be going on in the lagoon at a time, and it is quite a pretty sight.

1. List three or more things that the mermaids do in the lagoon. **POSSIBLE ANSWERS**

-Bask in the sun

-Play with rainbow bubbles

-Comb their hair

2. Match each word to its meaning.

vivid	opposite
contrary	make a sound with one's voice
bask	intensely bright
utter	lie exposed to warmth and light

3. What did the author mean when he wrote, "You must not think from this that the mermaids were on friendly terms" with the children? Provide an example from the text that supports your answer.

The mermaids disliked the children. For example, when Wendy got close to them, they "splash[ed] her with their tails, not by accident, but intentionally."

PERSONIFICATION

Answers

Personification: giving an animal or object human-like characteristics, qualities, or feelings

Read the two passages and underline examples of personification. Explain why the poet used personification to describe the subject of each poem.

The Railway Train.

By Emily Dickinson

I like to see it lap the miles,
And lick the valleys up,
And stop to feed itself at tanks;
And then, prodigious, step

Around a pile of mountains,
And, supercilious, peer
In shanties by the sides of roads;
And then a quarry pare

To fit its sides, and crawl between,
Complaining all the while
In horrid, hooting stanza;
Then chase itself down hill

And neigh like Boanerges;
Then, punctual as a star,
Stop -- docile and omnipotent --
At its own stable door.

The poet uses personification in the poem The Railway Train to bring the train to life.

Giving the train human characteristics helps readers relate to the way the train moves.

For example, the reader can imagine the train as it "licks the valley up" or how it stops,

"docile and omnipotent" at the end of its route. It is also just a fun language to use.

The Moon

by Emily Dickinson

The moon was but a chin of gold
A night or two ago,
And now she turns her perfect face
Upon the world below.

Her forehead is of amplest blond;
Her cheek like beryl stone;
Her eye unto the summer dew
The likest I have known.

Her lips of amber never part;
But what must be the smile
Upon her friend she could bestow
Were such her silver will!

And what a privilege to be
But the remotest star!
For certainly her way might pass
Beside your twinkling door.

Her bonnet is the firmament,
The universe her shoe,
The stars the trinkets at her belt,
Her dimities of blue.



Answers

The poet uses personification in the poem The Moon to attach human characteristics to the Moon. Relating the Moon to a "chin of gold" lets the reader know how much of the Moon is visible. Giving the Moon human qualities and attitudes lets the reader picture what the moon looks like and what it may be feeling, from the poet's perspective.

WRITING PROMPT

Answers

Now write your own examples of personification! Jot down the characteristics, qualities and feelings for each subject word, and write a sentence using personification.

1. Ocean (example)

CHARACTERISTICS: cold, frothy, blueish grey, waves, wet

QUALITIES: powerful, dangerous, endless, mysterious, inviting

FEELINGS: calm, angry, peaceful

Write a Sentence: The wave gently kissed the shore, leaving a shell behind.

2. Snow

CHARACTERISTICS: Student answers will vary

QUALITY: _____

FEELING: _____

Write a Sentence: _____

3. River

CHARACTERISTICS: Student answers will vary

QUALITY: _____

FEELING: _____

Write a Sentence: _____

4. Monkey

CHARACTERISTICS: Student answers will vary

QUALITY: _____

FEELING: _____

Write a Sentence: _____

5. Pickles

CHARACTERISTICS: Student answers will vary

QUALITY: _____

FEELING: _____

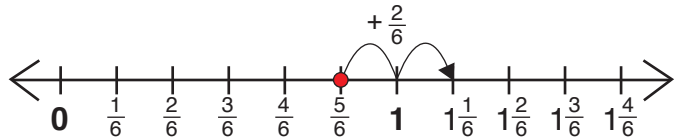
Write a Sentence: _____

Answers**Add Fractions**

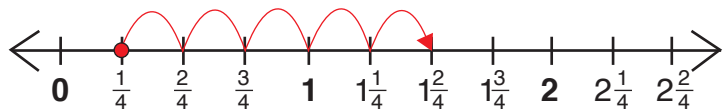
← on a Number Line →

Directions: Use each number line to add the fractions.
Remember to fill in the missing numbers on the blank number lines!

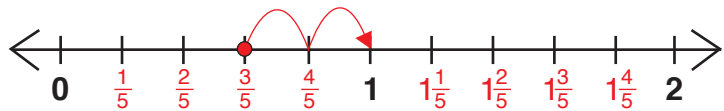
Example: $\frac{5}{6} + \frac{2}{6} = 1\frac{1}{6}$



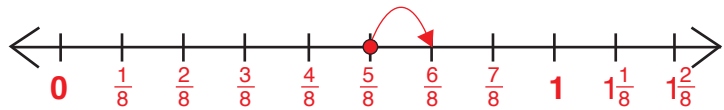
a) $\frac{1}{4} + \frac{5}{4} = \underline{1\frac{2}{4}}$



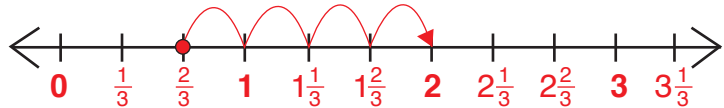
b) $\frac{3}{5} + \frac{2}{5} = \underline{1}$



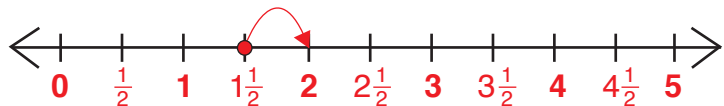
c) $\frac{5}{8} + \frac{1}{8} = \underline{\frac{6}{8}}$



d) $\frac{2}{3} + \frac{4}{3} = \underline{2}$

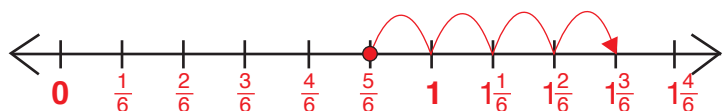


e) $1\frac{1}{2} + \frac{1}{2} = \underline{2}$



Challenge!

f) $\frac{5}{6} + \frac{2}{3} = \frac{5}{6} + \frac{4}{6}$
 $= \underline{1\frac{3}{6}}$



Answers

Hot Cross Buns Read to Remember

After reading the short story below, complete the organizer. Then, use the keywords (wanted, but, so, then) to summarize, or retell, the story in the space provided.

"Oh no!" groaned Kendall, "Why can't I get this right?" Kendall was a fourth grader at Evergreen Academy, and even though she was a good student, she was unhappy at school. She wanted nothing more than to play the recorder for the school band, just like her older brother. After attending band tryouts for months, she still hadn't been accepted. Still, she was determined. She practiced the song Hot Cross Buns every night and she carried her recorder with her everywhere she went. Kendall could play perfectly at home in front of her parents, but every time she tried to play in front of Ms. Melody, the band teacher, she messed up. Today was her last chance to impress Ms. Melody.

As she practiced in the hall before her audition, Kendall exclaimed, "I have an idea!" She took out a piece of paper and wrote down the notes for the song. Then, she highlighted C note, the one she kept missing during tryouts. "Now I'll get it right!" Kendall grinned. She walked into the music room and smiled bravely at Ms. Melody. She set her highlighted paper on the music stand and started to play.

"Bravo! That was the best rendition of Hot Cross Buns I've ever heard!" said Ms. Melody when Kendall had finished. "Congratulations! You are the newest member of our band!"

<p>Somebody Who is the main character?</p> <p>Kendall</p>	<p>Wanted What does the main character want?</p> <p>To join the band</p>	<p>But What is the problem?</p> <p>Kendall was having a hard time hitting the C note in the song Hot Cross Buns.</p>	<p>So How does the character try to solve the problem?</p> <p>She highlighted the C note before her audition.</p>	<p>Then How does the story end?</p> <p>She played well enough to join the band.</p>
---	--	--	---	---

Summary: Kendall wanted to join the band, but she was having a hard time hitting the C
note in the song Hot Cross Buns. Before her audition, she highlighted the C note on her
paper. She played so well during the audition she was able to join the band.

Name: _____

Date: _____

Expressions Explained


Underline each idiom or hyperbole. Highlight or circle other clues in the sentences that help you interpret the meaning of the idioms or hyperbole. Write the expression (idiom or hyperbole) on the first line. Use the context to explain what each expression means on the second line.

Example: I died laughing when I saw the video of the dog in an alligator costume.

Expression: died laughing

What does this mean? This person was laughing very hard!

Answer Key



1. Justin ate a whole pizza for dinner and said that he was still hungry! He sure is a bottomless pit!

Expression: **bottomless pit**

What does this mean? **It means that Justin doesn't get full quickly.**

2. When my teacher told me about the project I knew that it would be a piece of cake. Since I love drawing, projects like these are really easy for me!

Expression: **piece of cake**

What does this mean? **If something is a piece of cake it is not difficult for someone.**

3. Puddles were forming on the street and in my yard, but the sky was dark and the rain pelted against our roof. It was raining cats and dogs!

Expression: **raining cats and dogs**

What does this mean? **There was a deluge of rain. It was pouring!**

4. Marissa was really down in the dumps when her dog died.

Expression: **down in the dumps**

What does this mean? **Marissa was very, very sad.**

5. At the airport we waited for ages to get on our plane. I couldn't believe that it took three hours before we were finally seated!

Expression: **waited for ages**

What does this mean? **It was a very long wait. They had a wait a long time.**



Math Review Part 1

Let's Soar in Grade 4

ANSWER SHEET

Directions: Choose a multiplication strategy to find the product for each problem. Show your work and write each product on its corresponding answer line.

$$\begin{array}{r} 1. \quad 25 \\ \times 13 \\ \hline \end{array}$$

Answer: 325

$$\begin{array}{r} 2. \quad 1027 \\ \times 6 \\ \hline \end{array}$$

Answer: 6,162

$$\begin{array}{r} 3. \quad 827 \\ \times 4 \\ \hline \end{array}$$

Answer: 3,308

Directions: Choose a division strategy to find the quotient for each problem. Show your work and write each quotient on its corresponding answer line.

$$4. \quad 225 \div 5$$

Answer: 45

$$5. \quad 2457 \div 7$$

Answer: 351

$$6. \quad 116 \div 8$$

Answer: 14 r4

Directions: Find the product using the partial products method. If you have not learned this method, then show your work using the standard algorithm.

$$\begin{array}{r} 7) \\ \begin{array}{|c|c|c|c|} \hline & & 7 & 7 \\ \hline & \times & 2 & 3 \\ \hline & & & \\ \hline & & & \\ \hline & & & \\ \hline & & & \\ \hline & & & \\ \hline + & & & \\ \hline \end{array} \end{array}$$

1,771

$$\begin{array}{r} 8) \\ \begin{array}{|c|c|c|c|} \hline & & 9 & 6 \\ \hline & \times & 6 & 2 \\ \hline & & & \\ \hline & & & \\ \hline & & & \\ \hline & & & \\ \hline & & & \\ \hline + & & & \\ \hline \end{array} \end{array}$$

5,952

Directions: You will find missing factors, quotients, divisors, and products in the equations below. Balance these equations by writing the correct missing values.

$$9) \quad 11 \times \underline{7} = 77$$

$$10) \quad \underline{8} \times 4 = 32$$

$$11) \quad 6 \times 3 = \underline{18}$$

$$12) \quad 64 \div 8 = \underline{8}$$

$$13) \quad 2 \times 4 = 24 \div \underline{3} \quad 14) \quad \underline{3} \times 8 = 4 \times 6 \quad 15) \quad 42 \div \underline{7} = 3 \times 2 \quad 16) \quad 3 \times 3 = \underline{36} \div 4$$

Name:

Date:

AUTHOR'S PURPOSE: Task Cards

ANSWERS

Author's Purpose

Text Evidence

1 *Persuade*

- How do you know?
- *The author is trying to persuade the reader to get a costume and participate in Halloween.*

2 *Entertain*

- How do you know?
- *The author wrote a story about a girl that the reader can enjoy.*

3 *Persuade*

- How do you know?
- *The author is trying to persuade the reader to watch a dancing show on television.*

4 *Inform*

- How do you know?
- *The author is trying to tell the reader facts about the branches of the military.*

5 *Inform*

- How do you know?
- *The author is trying to teach the reader about various birthday traditions around the world.*

6 *Entertain*

- How do you know?
- *The author wrote a story about two boys and their dad having fun on a road trip.*


7 *Inform*

- How do you know?
- *The author is trying to inform the reader about smoking.*

8 *Persuade*

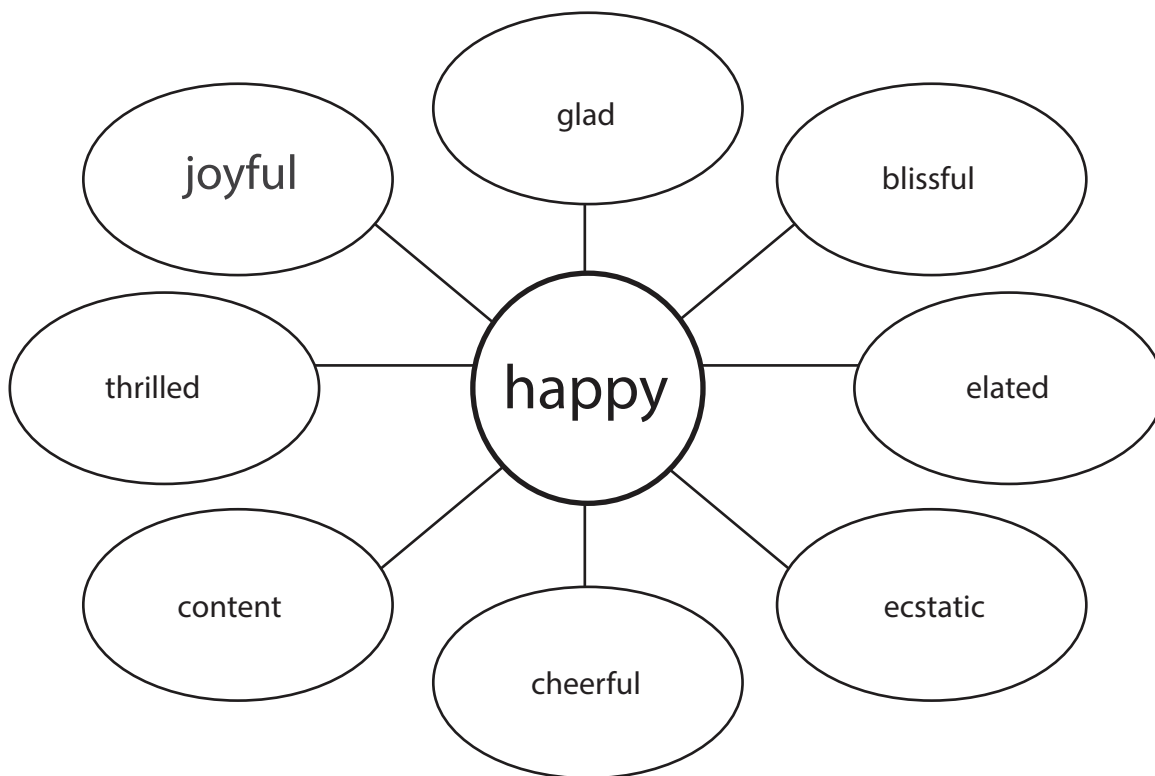
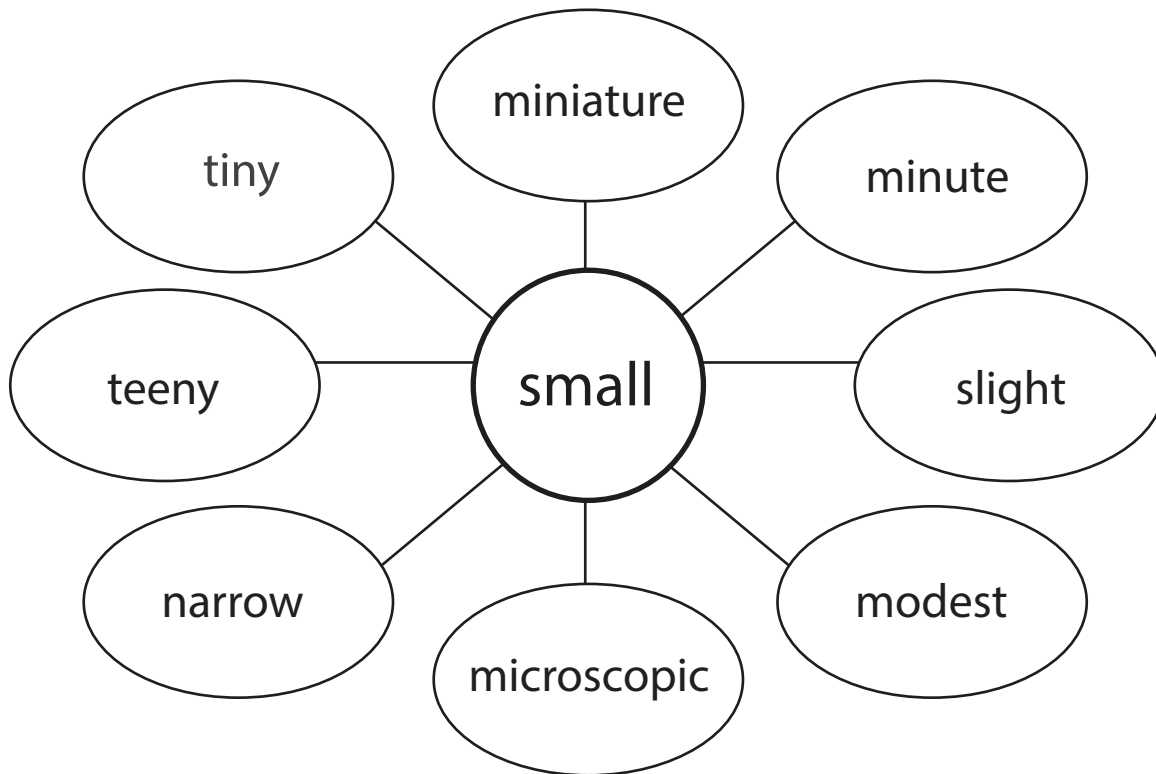
- How do you know?
- *The author is trying to persuade the reader to buy the house.*

Synonym Word Web



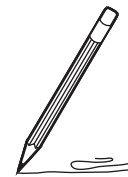
Name: _____ Date: _____

Directions: Fill in each empty space in the word webs below with a synonym for the target word in the center of the web. Use a dictionary or thesaurus if you need help.



Answers

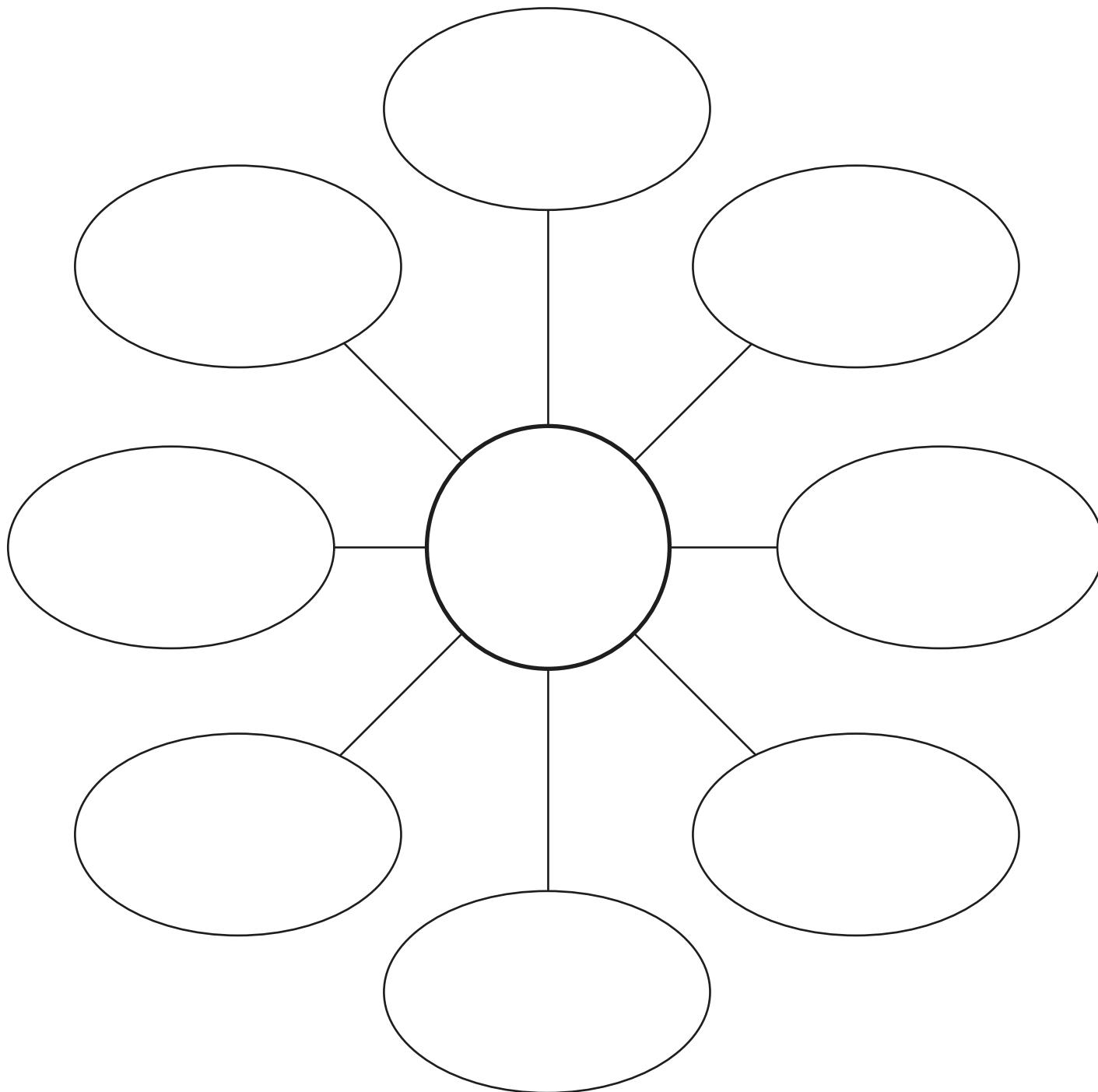
Synonym Word Web



Name: _____ Date: _____

Directions: Use this blank word web to find synonyms for a target word, which you can write in the center of the web. Use a dictionary or thesaurus if you need help.

Student answers will vary.



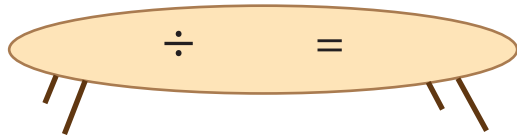
Restaurant

MATH

Answers

Solve the fraction problems.


1. There are 6 people at a table, and $\frac{1}{2}$ are eating hot dogs.
How many people are eating hot dogs?



$$\frac{1}{2} \text{ of } 6 = \underline{3}$$



2. There are 18 dishes on the menu, and $\frac{1}{3}$ of them have beef.
How many dishes on the menu have beef in them?



$$\frac{1}{3} \text{ of } 18 = \underline{6}$$




3. There are 4 people at a table, and $\frac{1}{4}$ are eating pizza.
What is the number of people eating pizza?

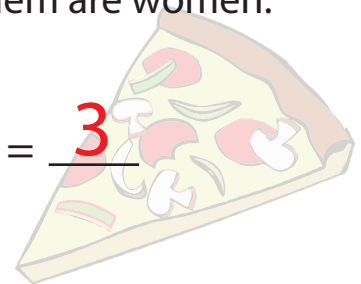


$$\frac{1}{4} \text{ of } 4 = \underline{1}$$


4. There are 15 people at the big table, and only $\frac{1}{5}$ of them are women.
How many women are at the big table ?



$$\frac{1}{5} \text{ of } 15 = \underline{3}$$



5. One table has 12 people, and $\frac{1}{6}$ are kids. How many of them are kids?



$$\frac{1}{6} \text{ of } 12 = \underline{2}$$

Historical Hero: Ada Lovelace

Ada Lovelace was born in 1815 in London, England to Anne Isabella Byron and famous Romantic poet Lord Byron. When Ada was a child, her mother encouraged her to study math. At the time, it was unusual for women to study math and science, even if they were wealthy.



Painting of Ada Lovelace

In 1833, she met mathematician Charles Babbage at a party. Charles, known as the father of the computer, made a machine that could calculate math problems. It was called the difference engine. Once Charles found out that Ada was interested in math, they became good friends. He showed Ada the difference machine and she was fascinated by it. Charles then took Ada under his wing and taught her about his research during the next several years.

About ten years later, Charles had an idea for a new mathematical machine. A fellow scientist had written an article about it, but it was in French. Charles asked Ada to translate the article for him. Not only did she translate the article, but she added her own notes and ideas. After she added her notes, the article became three times longer than the original! She used the initials A.A.L for Augusta Ada Lovelace to publish the English version of the article.

Ada died from uterine cancer in London on November 27, 1852. She was 36 years old. Many of Ada's ideas are still used in computers today. Her work went unnoticed until the 1950s. It was then that scientists realized how revolutionary her ideas were. In 1980, the United States Department of Defense named a new computer language "Ada" to recognize her past contributions. Now she is considered by many to be the world's first computer programmer.

Directions: Fill in the timeline with important events in Ada's life. *Student answers will vary, but may include:*

Ada's mother encouraged her to learn math and science even though that was unusual at the time.



Ada met Charles, who began to work with her and show her his inventions.



Ada translated an article to English that included her own ideas about Charles' new mathematical machine.



Ada's work was rediscovered in the 1950s, when scientists used it to create new computer programming languages.

Historical Hero: Ada Lovelace

Directions: Complete the graphic organizer with information from the nonfiction text.

What is the topic of the text?

The topic of the text is Ada Lovelace's life and accomplishments.

What are some key details from the text?

1. She was born in 1815 in London, England.
2. Even though it was unusual for women to study math and science, her mother encouraged her studies.
3. Charles took Ada under his wing and taught her about his research during the next several years.
4. Ada translated an article from French to English about Charles' new mathematical machine.
5. Many of Ada's ideas are still used in computers today.

What is interesting to you about the text?

Student answers will vary.


What is the author's purpose for the text?

The author's purpose of the text is to inform readers about Ada's life accomplishments and her work in mathematics to help develop computer programming.

What is the main idea of the text?

Ada Lovelace was a programming pioneer who was not recognized for her contributions until after her death.

Fun with Food Puns #2



ANSWERS

A **pun** is a form of wordplay that uses a word or phrase that sounds similar to another word or phrase, usually for a humorous effect.

Directions: Read the following puns using food words. Underline the word that makes the pun funny, and write the word(s) it is meant to replace.

Example: Don't worry, we will taco 'bout it.

talk

1. An earthquake! Everyone **romaine** calm.

remain

2. It is **thyme** to go. Hurry!

time

3. What is the big **dill**?

deal

4. The problem is **nacho** concern.

not your

5. I have **bean** thinking about you.

been

6. Let's **meat** for lunch at 1:00 pm.

meet

7. It's a little **chili** in here.

chilly

8. We feel that you don't **carrot** all!

care at

9. How about we **ketchup** on Sunday?

catch up

10. Chocolate cake is **butter** than vanilla, I say!

better

11. **Challenge:** Create your own food pun with the term "beet" (beat) and/or "pizza" (piece of).

She is so good at chess, she beet the world champion. I'd like to have a pizza her brain.

Finding Factors

Factors are numbers that you multiply together to get another number. For example, 2 multiplied by 4 equals 8. So 2 and 4 are the factors of 8.

Find the factors of the numbers below. See the example.

$10 = \underline{2 \times 5}$

$18 = \underline{3 \times 6}$

$24 = \underline{4 \times 6}$

$30 = \underline{5 \times 6}$

$32 = \underline{4 \times 8}$

$39 = \underline{3 \times 13}$

Find the missing factors.

$15 = 3 \times \boxed{5}$

$21 = 3 \times \boxed{7}$

$45 = 9 \times \boxed{5}$

$42 = 7 \times \boxed{6}$

$36 = 2 \times 2 \times 3 \times \boxed{3}$

$60 = 2 \times 3 \times 2 \times \boxed{5}$

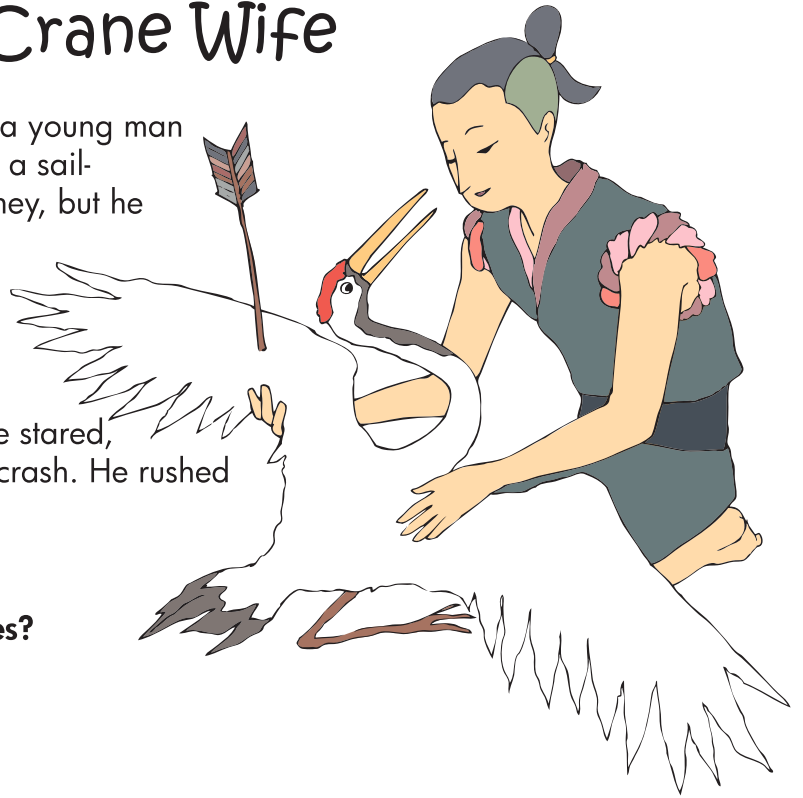
$75 = 5 \times 3 \times \boxed{5}$

* When the factor is a prime number, it is called a prime factor.



The Crane Wife

A LONG TIME AGO, there lived a young man in a small home in the mountains. He was a sail-maker, which did not make him much money, but he had enough to get by, and that was all he needed. One day, while walking home, a beautiful white crane appeared overhead. It swerved wildly through the sky, to and fro, and the man knew something was wrong. It picked up speed as he stared, and suddenly hit the ground with a great crash. He rushed toward it to make sure it was OK.



STOP

1. Where do you think the young man lives?

- a. In a small village
- b. In a big city.
- c. With his parents

When he approached it, he saw that it had an arrow lodged in one of its wings—a hunting accident. Feeling sorry for the poor thing, he scooped it up in his arms and took it back to his home, where he cleaned the wound and nursed the beautiful bird back to health. A few days later, he sent the crane back out. As it flew away, he warned it to stay away from hunters. The next evening, he came home to his small house, the way he always did. When he opened the door, he was shocked to find a lovely young woman sitting at his kitchen table. “Welcome home, husband,” she said.

“Husband? I cannot be your husband!” the sailmaker said, astonished. “I don’t know you at all, and even if I were your husband, I cannot support you. I barely make enough money to get by on my own.”

“Oh, do not worry about me,” she said, motioning to a small sack on the floor. “I can take care of myself. I brought rice with me to eat, and a loom to work on.” She got up and began to boil a pot of water for the rice. Unsure of what else to do, the young man sat down as his new wife prepared dinner.

STOP

2. Why didn’t the sailmaker want the woman to be his wife? (2 answers!)

- a. He didn’t know her.
- b. He had gotten to know her and didn’t get along with her.
- c. He couldn’t support her.

Over time, they began to warm up to each other. She was kind and caring, and he was a good, honest man. They treated each other with respect, which slowly turned into love. One day, the wife asked her husband if she could have the room in the back of the house to weave in. "I would like to begin weaving so that I can make us some more money," she said, and her husband agreed. "I have only one condition," she warned. "You must never look inside."

She closed the door, and he heard the loom start up. For seven days and nights, the loom clicked and clacked. Finally, she emerged with a beautiful cloth; the most beautiful he had ever seen. "Take this into town and sell it. It will no doubt command a high price," she said. He did as she asked and, as she predicted, he sold it for a tidy sum. Content, he returned home.

STOP

3. Based on what you have read so far, whom do you think this woman might be?

I think this woman can be the white crane.

4. Why do you think she will not let him look in her room?

She may need to keep her secret, or she doesn't want him to see how she makes the cloth.

His wife continued to weave. After several weeks of weaving and selling, the sailmaker's curiosity began to eat away at him. As far as he knew, all she had was a loom—no thread. Finally, he couldn't stand it anymore. He slowly pushed the door open and peeked inside. To his surprise, she was gone.

Instead, he found a crane sitting next to a pile of finished cloth, the elegant bird plucking its own feathers for thread. He gasped, and she heard him. She hung her head in sadness and walked over. "Remember me? I am the crane that you brought back to health. I wanted to repay you for your kindness, but now that you have seen my real self, I must go." She nudged the finished cloth toward him with her beak. "Take this to town and sell it. It should make you enough money to keep you comfortable for the rest of your life."

She turned to face the front door. She was sad, for she had loved him, too, but off she went into the dark sky, never to be seen again.

ANSWERS's Who? Abbreviations for People's Titles

An **abbreviation** is a shortened form of a word or phrase. An abbreviation includes letters taken from the word or phrase. People's titles and names often use abbreviations.

Abbreviations Before Names

Doctor	→	Dr.	Captain	→	Capt.
Mister	→	Mr.	President	→	Pres.
Missus	→	Mrs.	Governor	→	Gov.
Miss	→	Ms.	Secretary	→	Sec.
Reverend	→	Rev.	Senator	→	Sen.
Honorable	→	Hon.	Representative	→	Rep.
Professor	→	Prof.	Saint	→	St.
General	→	Gen.	Sergeant	→	Sgt.
Private	→	Pvt.	Detective	→	Det.

Abbreviations After Names

Esquire	→	Esq.
Junior	→	Jr.
Senior	→	Sr.
Bachelor of Art	→	B.A.
Bachelor of Science	→	B.S.
Master of Art	→	M.A.
Master of Science	→	M.S.
Medical Doctor	→	M.D.
Juris Doctor	→	J.D.
Doctor of Philosophy	→	Ph.D.
Doctor of Education	→	Ed.D.
Doctor of Dental Surgery	→	D.D.S.

Directions: Rewrite each sentence with the correct abbreviations.

1. President Carter met with Secretary Vance to discuss the matter.

Pres. Carter met with Sec. Vance to discuss the matter.

2. Detective Miller is on that case, and I know he'll talk to Private Smith.

Det. Miller is on that case, and I know he'll talk to Pvt. Smith.

3. Robert Keeney Junior is my math tutor.

Robert Keeney Jr. is my math tutor.

4. Honorable Judge Johnson will oversee this trial.

Hon. Judge Johnson will oversee this trial.

ANSWERS's Who? Abbreviations for People's Titles

Directions: Rewrite each sentence with the correct abbreviations.

5. Professor Hayward, Doctor of Philosophy is out for lunch.

Prof. Hayward, Ph.D. is out for lunch.

6. I called my lawyer, Shannon Rugnetta, Juris Doctor, for a meeting.

I called my lawyer, Shannon Rugnetta, J.D. for a meeting.

7. Governor Davis and Senator Vilms will speak at the event.

Gov. Davis and Sen. Vilms will speak at the event.

8. It is important to contact Representative Deen about this issue.

It is important to contact Rep. Deen about this issue.

9. Doctor Wood had a conversation with Sergeant Mendez yesterday.

Dr. Wood had a conversation with Sgt. Mendez yesterday.

10. I saw the sign outside of the office that said, "Angela Lew, Doctor of Dental Surgery."

**I saw the sign outside of the office that said,
"Angela Lew, D.D.S."**

11. **Challenge!** Write your own sentence using at least two of the abbreviations for people's titles.

Answers will vary.

ANSWER SHEET

Math Review Part 2

Let's Soar in Grade 4

Directions: Write one equivalent fraction for each of the following fractions.

Answers will vary.

1) $\frac{4}{10}$ _____ 2) $\frac{6}{9}$ _____ 3) $\frac{2}{5}$ _____ 4) $\frac{1}{3}$ _____ 5) $\frac{2}{7}$ _____

Directions: Change each improper fraction to a mixed number and each mixed number to an improper fraction. Make sure your answers are written in simplest form.

6) $\frac{10}{4}$ $2\frac{1}{2}$ 7) $1\frac{2}{3}$ $\frac{5}{3}$ 8) $\frac{13}{4}$ $3\frac{1}{4}$ 9) $2\frac{1}{5}$ $\frac{11}{5}$ 10) $\frac{8}{7}$ $1\frac{1}{7}$

Directions: Compare the two fractions in each problem. Write $<$, $>$, or $=$ in the circle.

11) $\frac{1}{4}$ $<$ $\frac{1}{3}$ 12) $\frac{2}{5}$ $>$ $\frac{2}{9}$ 13) $\frac{3}{7}$ $<$ $\frac{5}{7}$ 14) $\frac{2}{3}$ $>$ $\frac{4}{8}$

Directions: Find the sum or difference for each problem. Show your work and write each answer on its corresponding answer line.

15) $\frac{7}{11} + \frac{2}{11}$ 16) $\frac{10}{12} - \frac{4}{12}$ 17) $\frac{7}{11} - \frac{2}{11}$ 18) $\frac{11}{12} + \frac{11}{12}$

Answer: $\frac{9}{11}$

Answer: $\frac{1}{2}$

Answer: $\frac{5}{11}$

Answer: $1\frac{5}{6}$

Directions: Find the sum or difference for each problem. Show your work and write each answer on its corresponding answer line.

19) $6\frac{6}{8} - 1\frac{7}{8}$ 20) $1\frac{1}{2} + 7\frac{1}{2}$ 21) $10\frac{3}{5} + 2\frac{3}{5}$ 22) $3\frac{1}{4} - 2\frac{2}{4}$

Answer: $4\frac{7}{8}$

Answer: 9

Answer: $13\frac{1}{5}$

Answer: $\frac{3}{4}$

Logic Problem

Answers


Use the table to help you solve the logic problem. Each square represents a possible answer. Follow the rows and columns to find the correct combination. Draw a dot in a square for the answer where the vertical and horizontal squares meet.

Draw an "x" in a square that isn't the answer.

	Game	Doll	Kite	Basketball	Blue	Green	Red	Orange
Hannah	●	X	X	X	●	X	X	X
Jack	X	X	X	●	X	X	X	●
Cassie	X	●	X	X	X	●	X	X
Paul	X	X	●	X	X	X	●	X
Blue	●	X	X	X				
Green	X	●	X	X				
Red	X	X	●	X				
Orange	X	X	X	●				

Hannah, Jack, Cassie and Paul attend a birthday party. They each bring a gift: a kite, doll, game, and basketball. After the party, each child goes home with a different color balloon: red, blue, green, and orange. Using the clues given, figure out which child brought what gift, and what color balloon they went home with.

- Hannah did not bring the doll as a gift but she did go home with a blue balloon.
- Jack brought the basketball for a gift but did not go home with a red or green balloon.
- The child who brought the kite for a gift went home with a red balloon.
- Cassie brought the doll as a gift.



Hi Tech Sudoku

Difficulty: Easy

1	7	2	6	3	4	5	9	8
4	9	3	5	8	1	7	2	6
5	8	6	9	2	7	1	3	4
3	5	9	1	4	6	2	8	7
6	4	7	2	5	8	3	1	9
8	2	1	3	7	9	6	4	5
7	1	8	4	6	2	9	5	3
9	6	5	8	1	3	4	7	2
2	3	4	7	9	5	8	6	1

Sudoku Island

Difficulty: Medium

4	6	2	9	8	7	5	3	1
9	8	1	3	2	5	6	4	7
7	3	5	4	1	6	8	9	2
3	2	9	8	6	4	7	1	5
8	7	6	1	5	3	9	2	4
1	5	4	2	7	9	3	6	8
2	4	3	7	9	8	1	5	6
5	9	7	6	4	1	2	8	3
6	1	8	5	3	2	4	7	9

Honeycomb Sudoku

Difficulty: Hard

8	2	3	6	7	4	5	9	1
5	4	6	1	9	3	7	2	8
9	1	7	8	2	5	3	6	4
6	7	4	3	1	2	8	5	9
2	9	1	5	6	8	4	7	3
3	8	5	7	4	9	2	1	6
7	5	9	4	3	6	1	8	2
4	6	8	2	5	1	9	3	7
1	3	2	9	8	7	6	4	5

Sudoku Blocks

Difficulty: Very Hard

5	1	2	7	6	8	9	3	4
4	9	7	1	5	3	6	2	8
6	8	3	4	2	9	5	1	7
1	2	4	8	7	5	3	6	9
8	3	5	6	9	4	2	7	1
9	7	6	2	3	1	8	4	5
3	6	1	5	8	7	4	9	2
2	4	8	9	1	6	7	5	3
7	5	9	3	4	2	1	8	6