

GRAMMAR

Parts of Speech Practice

3RD
Grade

Possessive Noun Verb Proper Noun

Hi! My name is Anna.

I will be your grammar
teacher.

Adjective

Common Noun



Table of Contents

Grammar: Parts of Speech Practice

- Past, Present, or Future? *
- I Knew It! *
- Found It! *
- Verb Tense: Past and Present *
- Common or Proper? *
- Make It Proper *
- Whose Is It? *
- Who Does It Belong To? *
- Before a Noun #1 *
- Before a Noun #2 *
- Which One? *
- Adjectives That Start With "I" *
- Adjectives That Begin With "N" *
- To Hyphenate, or Not To Hyphenate *
- Diagramming Sentences: The Wonderful Wizard of Oz *

Certificate of Completion

Answer Sheets

** Has an Answer Sheet*

Past, Present, or Future? 1

Is the sentence in the **past**, **present**, or **future tense**?
Circle the answer.

We will go to the art museum next Sunday.

past

present

future

Marcy washed her hands with soap.

past

present

future

Eric chews pink bubblegum.

past

present

future

I walked all the way to the grocery store.

past

present

future

Janey will go to soccer camp this summer.

past

present

future

Write your own sentences in the past, present, and future tenses.

past

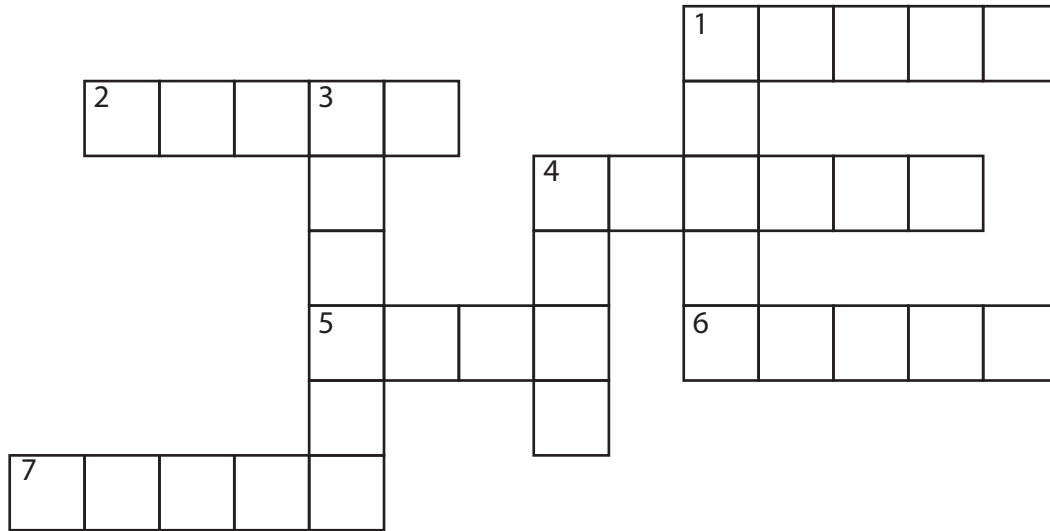
present

future

I Knew It!

Finish each clue by changing the **highlighted** present-tense verb to an **irregular past-tense verb**.

Complete the crossword puzzle.



Across

1. The lake (**freeze**) _____ overnight.
2. He (**write**) _____ a letter to his cousin in Arizona.
4. Christina (**buy**) _____ a new bicycle.
5. Adam (**give**) _____ me a slice of pizza.
6. We (**drink**) _____ root beer floats.
7. The dog (**sleep**) _____ on the sofa.



Down

1. I (**find**) _____ a quarter on the ground.
3. Will (**teach**) _____ his cat to use the litter box.
4. Tiffany (**blow**) _____ out the candle.

Found It!

Change the **highlighted** present-tense word to an **irregular past-tense verb**.

The movie (**begin**) _____ 10 minutes ago.

Vera (**ring**) _____ the bell after school.

She (**bring**) _____ cupcakes to class.

We (**stand**) _____ in line for the ride for 40 minutes.

Crystal (**choose**) _____ the blue crayon.

The two men (**shake**) _____ hands.

Ginny (**reads**) _____ her book in bed.

Yesterday, I (**swim**) _____ all the way across the pool.



Circle the irregular past-tense verbs in the word search.

B	A	P	H	E	C	O	U	T	S	O	D	G	X	E	A
R	I	R	E	A	D	B	Y	B	U	N	A	J	L	C	F
O	G	T	U	W	Q	U	B	E	G	A	N	A	C	H	E
U	N	I	T	O	Z	S	A	T	P	X	N	D	I	O	T
G	S	E	K	L	M	W	Z	G	A	S	K	S	E	S	J
H	P	V	R	C	B	A	U	L	U	H	S	A	Q	E	C
T	W	A	O	A	Y	M	F	H	S	O	T	L	I	W	I
G	E	F	I	Q	N	R	A	S	T	O	O	D	A	P	L
H	O	D	M	A	R	G	K	T	Y	K	R	U	V	Q	E

Verb Tense – Past and Present

Fill in the blanks with the correct word to make the sentence present tense.

1.) Carol _____ a piece of gum.

chewed chews chewing

2.) Timmy _____ on the swing set.

playing played plays

3.) Mary _____ over the big pile of leaves.

jumps jumping jumped

4.) Sasha _____ to her friend on the phone.

talking talks talked

5.) Joe _____ to the store to buy some gum.

walking walked walks

In each group of words, circle the correct word that is past tense.

climbed
climb
clumb

sang
singed
sing

throwed
threw
throw

runned
run
ran

catched
caught
catch

brought
brung
bring

eat
ate
eatted

drink
drank
drunk

drove
drived
drive

Common or Proper?

Underline the **common nouns** and circle the **proper nouns** in the sentences.

A **common noun** names **any** person, place, or thing.

Examples: boy, state, month

A **proper noun** is the name of a **specific** person, place, or thing.

Proper nouns always begin with a capital letter.

Examples: Johnny, New York, February

Henry plays games on his computer.

Mr. Fan runs in the park every Sunday.

Caroline lives in an apartment on Caton Avenue.

Jacob is taking a plane to California.

The zoo will be closed on Labor Day.

Nina's birthday is in March.

My family eats turkey on Thanksgiving.


Kim is having a picnic with Liam in Central Park.

Uncle Ted lives by the lake in Wisconsin.

Did you see Winston at the party on Friday?

Quinn saw Venus through her telescope.

Ms. Brady bought us delicious pastries from the Sweet Spot.



Make It Proper

Identify and write a **proper noun** in the right column that goes with the **common noun** in the left column.

A **common noun** names **any** person, place, or thing.

Examples: boy, state, month

A **proper noun** is the name of a **specific** person, place, or thing.

Proper nouns always begin with a capital letter.

Examples: Johnny, New York, February

Common Noun

Proper Noun

month

country

planet

city

athlete

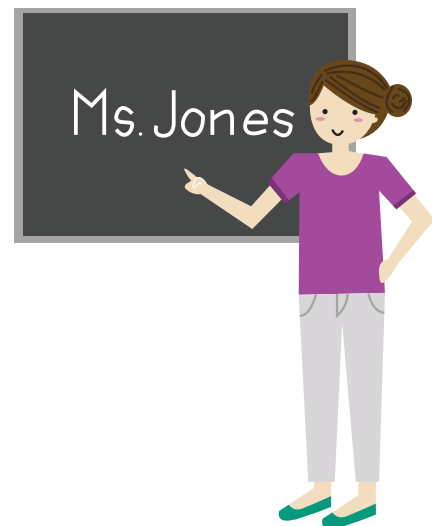
street

holiday

president

ocean

river



Whose Is It?

Rewrite the highlighted words as **possessive nouns**. Be careful, some of the other words might get switched around!

A **possessive noun** is used to show who or what owns something. The possessive noun always comes before what it owns or has. A noun is made possessive by adding an apostrophe.

For example:

The **petals of the flower** can also be written as **the flower's petals**.

The necklace **belonging to Mom** is made from pearls.

Mom's necklace is made from pearls.

Peter borrowed the tent **of Julian** to go camping.


Yesterday, I went to see a movie with the sister **of Will**.

All of the pages **of the book** are old and yellow.

I promised Dad I would mow the lawn **of my neighbor**.

The science experiments **of the teacher** are always fun!

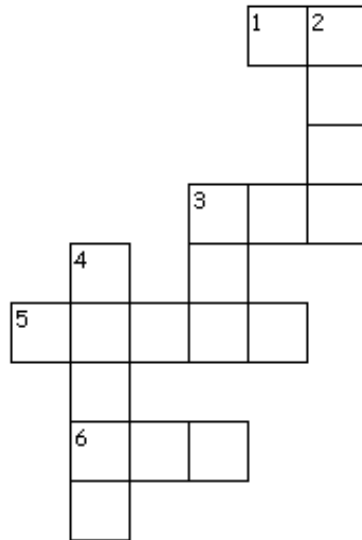
The neck **of a giraffe** helps it reach the leaves in the tree.



Who does it belong to?

Finish each sentence by changing the **highlighted** word to its proper possessive form.

Fill in the crossword puzzle with your answers.



Across

- I can lend you (**me**) _____ pencil as long as you return it.
- Liza lost (**she**) _____ tooth yesterday.
- (**Who**) _____ stinky socks are these?
- The dog was chasing (**it**) _____ tail.

Down

- Wash (**you**) _____ hands before dinner.
- (**Him**) _____ ball rolled into the street.
- (**Them**) _____ team won fair and square.

Before a Noun 1

Circle the correct **article** that goes before each word.

An **article** is a word that goes before a noun.

A, **an**, and **the** are articles.

If the noun begins with a consonant sound, use **a** or **the**.

If the noun begins with a vowel sound, use **an** or **the**.

Most of the time, if the noun is plural, use **the**.




a an apple



the an cheese



a an flower



an the candles



a an stamp




a an owl




a an mask



a an umbrella



a the crabs



a an elephant



a an bird



a an equal sign

Before a Noun 2

Circle the correct **article** that goes before each word.


An **article** is a word that goes before a noun.

A, **an**, and **the** are articles.

If the noun begins with a consonant sound, use **a** or **the**.

If the noun begins with a vowel sound, use **an** or **the**.

Most of the time, if the noun is plural, use **the**.



a an octopus



a an starfish



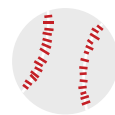
an the books



a an spider



a the shoes



a an baseball



an the moon




a an beaver



a an elf



a an scarf



an the alligators



a an castle

Name _____

Date _____

WHICH ONE?

An Adjective Prepositional Phrase Worksheet

A prepositional phrase always begins with a preposition. In a sentence, a prepositional phrase functions as an adjective or as an adverb. When it works as an **adjective**, it **describes a noun** and answers the question "**which one?**"

Put parentheses around the adjective prepositional phrase in each sentence. Then, write the number of the sentence next to the picture it represents.

Be careful, some sentences have adverb prepositional phrases too!

1. The treats in Red Riding Hood's basket smelled delicious.

2. The man in the moon winked at me.

3. The cookies in the cookie jar are almost gone.

4. The monkey in the middle wanted to catch the ball.

5. The basketball with our name on it rolled down the hill.

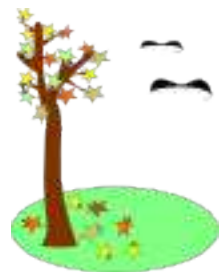
6. The book from the library is on the shelf.

7. The rabbit in the waistcoat went down the rabbit hole.

8. The girl with the pink guitar can really rock!

9. The recipe in this cookbook calls for five bananas.

10. The leaves in the trees are turning orange and gold.







Adjectives that Start with "I"

Adjectives are describing words. These words tell what something looks like, tastes like, smells like, sounds like, or feels like.

Write an adjective from the list that could describe each noun.

invisible

itchy

irritating

impolite

icy

important

ill


impossible

incredible



Draw a picture of something that is icky

Circle the noun that is intelligent






Adjectives that begin with N

Adjectives are words used to describe something.

Choose which "N" adjective goes with each picture.

Once you match each picture, color them in!



nice nasty
neat noisy
naught noble
nutty nervous

Name _____

Date _____

To hyphenate or not to hyphenate... that is the question...
(No-Nonsense, Adjective-Hyphenating Exercises)

RULE 1

Use a hyphen to join adjectives that appear before a noun to describe it.

example: We went to a **first-rate** hotel.

RULE 2

When you're writing someone's age or size to describe them, separate each word with a hyphen.

example: He is a smart **ten-year-old** boy.

In the sentences below, circle the words that should be connected by a hyphen.

1. Amy got a part time job working at a pet store.
2. Tommy's 12 year old dog is the oldest in the neighborhood.
3. My mom drove the wrong way down a one way street yesterday!
4. Joshua is the smartest nine year old boy I have ever met.
5. That police officer is a friendly looking man.
6. The well known actress accepted her award.
7. Brian got a much needed haircut.
8. Our class president is a very self assured boy.
9. There is an old fashioned love song on the radio.
10. All of the students were well dressed for their class photo.
11. Of all the ice cream flavors, chocolate and vanilla are the best known.
12. Everyone likes Mary because she is so happy go lucky.
13. The eight foot tall man looked out of place in the tiny room.
14. The toy drive was a huge success because of the well placed collection bins.

Diagramming Sentences: The Wonderful Wizard of Oz

There is a lot of action in the first chapter of *The Wonderful Wizard of Oz* by L. Frank Baum. Notice how much is going on in each sentence. You can really get swept away by reading it, just as Dorothy and Toto get swept away by the tornado!

DIRECTIONS

Read the sentences from the first chapter of *The Wonderful Wizard of Oz*.

Circle the noun that is the subject of every sentence. There may be more than one!

Underline every verb that shows the action in each sentence. A sentence can have more than one action verb!

Place an X over every adjective that describes something.

Place parentheses () around every preposition that tells where something is.

CHAPTER 1

Uncle Henry sat upon the doorstep and looked anxiously at the sky.

Dorothy stood in the door with Toto in her arms, and looked at the sky too.

From the far north they heard a low wail of the wind.

Suddenly Uncle Henry stood up.

"There's a cyclone coming, Em," he called to his wife.

Aunt Em threw open the trap door and climbed down the ladder.

Toto jumped out of Dorothy's arms and hid under the bed.

Dorothy caught Toto and started to follow her aunt.

The house shook so hard that she lost her footing.

Then a strange thing happened.

The house whirled around two or three times and rose slowly through the air.

It was very dark.


Toto did not like it.

Dorothy sat quite still on the floor and waited to see what would happen.

Hour after hour passed away.

Slowly Dorothy got over her fright.


Dorothy soon closed her eyes and fell fast asleep.





Great job!

is an ThuVienTiengAnh.Com writing superstar



Answer Sheets

Grammar: Parts of Speech Practice

Past, Present, or Future?

I Knew It!

Found It!

Verb Tense: Past and Present

Common or Proper?

Make It Proper

Whose Is It?

Who Does It Belong To?

Before a Noun #1

Before a Noun #2

Which One?

Adjectives That Start With "I"

Adjectives That Begin With "N"

To Hyphenate, or Not To Hyphenate

Diagramming Sentences: The Wonderful Wizard of Oz

Answer Sheet

Past, Present, or Future? 1

Is the sentence in the **past**, **present**, or **future tense**?
Circle the answer.

We will go to the art museum next Sunday. past present **future**

Marcy washed her hands with soap. **past** present future

Eric chews pink bubblegum. past **present** future

I walked all the way to the grocery store. **past** present future

Janey will go to soccer camp this summer. past present **future**

Write your own sentences in the past, present, and future tenses.

past

present

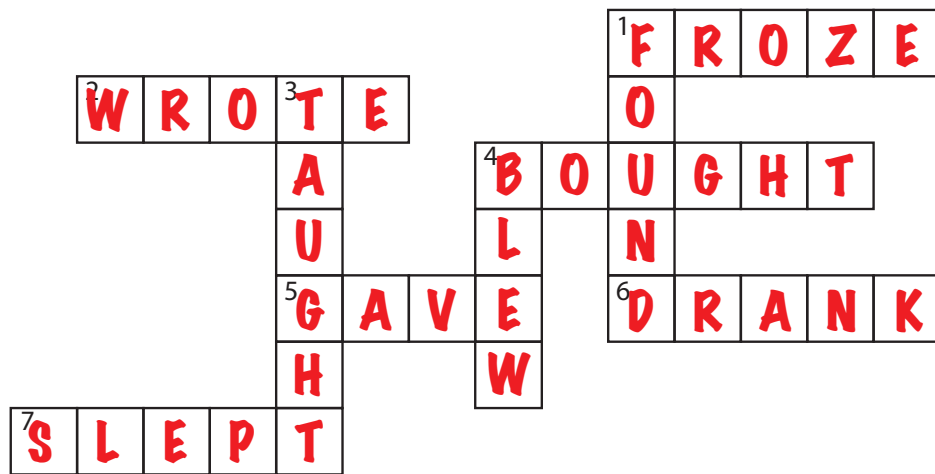
future

Answer Sheet

I Knew It!

Finish each clue by changing the **highlighted** present-tense verb to an **irregular past-tense verb**.

Complete the crossword puzzle.



Across

1. The lake (freeze) **froze** overnight.
2. He (write) **wrote** a letter to his cousin in Arizona.
4. Christina (buy) **bought** a new bicycle.
5. Adam (give) **gave** me a slice of pizza.
6. We (drink) **drank** root beer floats.
7. The dog (sleep) **slept** on the sofa.



Down

1. I (find) **found** a quarter on the ground.
3. Will (teach) **taught** his cat to use the litter box.
4. Tiffany (blow) **blew** out the candle.

Answer Sheet

Found It!

Change the **highlighted** present-tense word to an **irregular past-tense verb**.

The movie (**begin**) **began** 10 minutes ago.

Vera (**ring**) **rang** the bell after school.

She (**bring**) **brought** cupcakes to class.

We (**stand**) **stood** in line for the ride for 40 minutes.

Crystal (**choose**) **chose** the blue crayon.


The two men (**shake**) **shook** hands.

Ginny (**reads**) **read** her book in bed.



Yesterday, I (**swim**) **swam** all the way across the pool.

Circle the irregular past-tense verbs in the word search.



Answer Sheet

Verb Tense – Past and Present

Fill in the blanks with the correct word to make the sentence present tense.

- 1.) Carol chews a piece of gum.
chewed chews chewing
- 2.) Timmy plays on the swing set.
playing played plays
- 3.) Mary jumps over the big pile of leaves.
jumps jumping jumped
- 4.) Sasha talks to her friend on the phone.
talking talks talked
- 5.) Joe walks to the store to buy some gum.
walking walked walks

In each group of words, circle the correct word that is past tense.

climbed
climb
clumb

sang
singed
sing

throwed
threw
throw

runned
run
ran

catched
caught
catch

brought
brung
bring

eat
ate
eatted

drink
drank
drunk

drove
drived
drive

Answer Sheet

Common or Proper?

Underline the **common nouns** and circle the **proper nouns** in the sentences.

A **common noun** names **any** person, place, or thing.

Examples: boy, state, month

A **proper noun** is the name of a **specific** person, place, or thing.

Proper nouns always begin with a capital letter.

Examples: Johnny, New York, February

(Henry) plays games on his computer.

(Mr. Fan) runs in the park every (Sunday).

(Caroline) lives in an apartment on (Caton Avenue).

(Jacob) is taking a plane to (California).

The zoo will be closed on (Labor Day).

(Nina's) birthday is in (March).

My family eats turkey on (Thanksgiving).


(Kim) is having a picnic with (Liam) in (Central Park).

(Uncle Ted) lives by the lake in (Wisconsin).

Did you see (Winston) at the party on (Friday)?

(Quinn) saw (Venus) through her telescope.

(Ms. Brady) bought us delicious pastries from the (Sweet Spot).



Answer Sheet

Make It Proper

Identify and write a **proper noun** in the right column that goes with the **common noun** in the left column.

A **common noun** names **any** person, place, or thing.

Examples: boy, state, month

A **proper noun** is the name of a **specific** person, place, or thing.

Proper nouns always begin with a capital letter.

Examples: Johnny, New York, February

Common Noun

Proper Noun

month

ex: August

country

ex: Germany

planet

ex: Neptune

city

ex: Seattle

athlete

ex: Michael Phelps

street

ex: Roosevelt Avenue

holiday

ex: Halloween

president

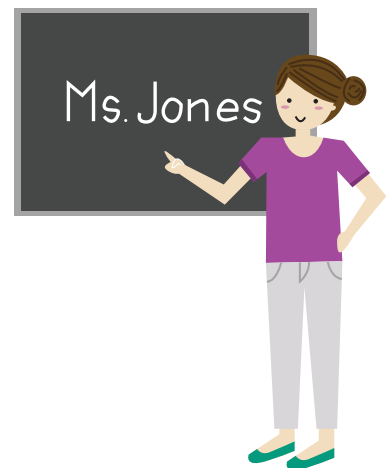
ex: Abraham Lincoln

ocean

ex: Pacific

river

ex: Nile



Answer Sheet

Whose Is It?

Rewrite the highlighted words as **possessive nouns**. Be careful, some of the other words might get switched around!

A **possessive noun** is used to show who or what owns something. The possessive noun always comes before what it owns or has. A noun is made possessive by adding an apostrophe.

For example:

The petals of the flower can also be written as the flower's petals.

The necklace belonging to Mom is made from pearls.

Mom's necklace is made from pearls.

Peter borrowed the tent of Julian to go camping.

Peter borrowed Julian's tent to go camping.

Yesterday, I went to see a movie with the sister of Will.

Yesterday, I went to see a movie with Will's sister.

All of the pages of the book are old and yellow.

All the book's pages are old and yellow.

I promised Dad I would mow the lawn of my neighbor.


I promised Dad I would mow the neighbor's lawn.

The science experiments of the teacher are always fun!

The teacher's science experiments are always fun!

The neck of a giraffe helps it reach the leaves in the tree.

The giraffe's neck helps it reach the leaves in the tree.



Answer Sheet


Name _____

Date _____

Who does it belong to?

Finish each sentence by changing the **highlighted** word to its proper possessive form.

Fill in the crossword puzzle with your answers.



Across

1. I can lend **you** (**me**) _____ pencil as long as you return it.
3. Liza lost (**she**) _____ tooth yesterday.
5. (**Who**) _____ stinky socks are these?
6. The dog was chasing (**it**) _____ tail.

Down

2. Wash (**you**) _____ hands before dinner.
3. (**Him**) _____ ball rolled into the street.
4. (**Them**) _____ team won fair and square.

Answer Sheet

Before a Noun 1

Circle the correct **article** that goes before each word.

An **article** is a word that goes before a noun.

A, **an**, and **the** are articles.

If the noun begins with a consonant sound, use **a** or **the**.

If the noun begins with a vowel sound, use **an** or **the**.

Most of the time, if the noun is plural, use **the**.




a **an** apple



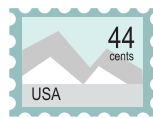
the an cheese



a **an** flower



an **the** candles



a **a** stamp




a **an** owl




a **an** mask



a **an** umbrella



a **the** crabs



a **an** elephant



a **an** bird



a **an** equal sign

Answer Sheet

Before a Noun 2

Circle the correct **article** that goes before each word.


An **article** is a word that goes before a noun.

A, **an**, and **the** are articles.

If the noun begins with a consonant sound, use **a** or **the**.

If the noun begins with a vowel sound, use **an** or **the**.

Most of the time, if the noun is plural, use **the**.



a **an** octopus



a **an** starfish



an **the** books



a **an** spider



a **the** shoes



a **an** baseball



an **the** moon



a **an** beaver



a **an** elf



a **an** scarf



an **the** alligators



a **an** castle

Answer Sheet

Name _____

Date _____

WHICH ONE?

An Adjective Prepositional Phrase Worksheet

A prepositional phrase always begins with a preposition. In a sentence, a prepositional phrase functions as an adjective or as an adverb. When it works as an **adjective**, it **describes a noun** and answers the question "**which one?**"

Put parentheses around the adjective prepositional phrase in each sentence. Then, write the number of the sentence next to the picture it represents.

Be careful, some sentences have adverb prepositional phrases too!

1. The treats (in Red Riding Hood's basket) smelled delicious.

2. The man (in the moon) winked at me.

3. The cookies (in the cookie jar) are almost gone.

4. The monkey (in the middle) wanted to catch the ball.

5. The basketball (with our name on it) rolled down the hill.


6. The book (from the library) is on the shelf.

7. The rabbit (in the waistcoat) went down the rabbit hole.

8. The girl (with the pink guitar) can really rock!

9. The recipe (in this cookbook) calls for five bananas.

10. The leaves (in the trees) are turning orange and gold.



10



7



6

Answer Sheet

Adjectives that Start with "I"

Adjectives are describing words. These words tell what something looks like, tastes like, smells like, sounds like, or feels like.

Write an adjective from the list that could describe each noun.

invisible

itchy

irritating

impolite

icy

important

ill

impossible

incredible



ill




itchy



icy

Draw a picture of something that is icky

Circle the noun that is intelligent



Answer Sheet

Adjectives that begin with N


Adjectives are words used to describe something.

Choose which "N" adjective goes with each picture.


Once you match each picture, color them in!




noble



nutty



nervous



neat



noisy

nice nasty
neat noisy
naught noble
nutty nervous

Answer Sheet

Name _____

Date _____

To hyphenate or not to hyphenate... that is the question...
(No-Nonsense, Adjective-Hyphenating Exercises)

RULE 1

Use a hyphen to join adjectives that appear before a noun to describe it.

example: We went to a **first-rate** hotel.

RULE 2

When you're writing someone's age or size to describe them, separate each word with a hyphen.

example: He is a smart **ten-year-old** boy.

In the sentences below, circle the words that should be connected by a hyphen.

1. Amy got a **part-time** job working at a pet store.
2. Tommy's **12-year-old** dog is the oldest in the neighborhood.
3. My mom drove the wrong way down a **one-way** street yesterday!
4. Joshua is the smartest **nine-year-old** boy I have ever met.
5. That police officer is a **friendly-looking** man.
6. The **well-known** actress accepted her award.
7. Brian got a **much-needed** haircut.
8. Our class president is a very **self-assured** boy.
9. There is an **old-fashioned** love song on the radio.
10. All of the students were **well-dressed** for their class photo.
11. Of all the ice cream flavors, chocolate and vanilla are the **best-known**.
12. Everyone likes Mary because she is so **happy-go-lucky**.
13. The **eight-foot-tall** man looked out of place in the tiny room.
14. The toy drive was a huge success because of the **well-placed** collection bins.

Answer Sheet

Diagramming Sentences: The Wonderful Wizard of Oz

There is a lot of action in the first chapter of *The Wonderful Wizard of Oz* by L. Frank Baum. Notice how much is going on in each sentence. You can really get swept away by reading it, just as Dorothy and Toto get swept away by the tornado!

DIRECTIONS

Read the sentences from the first chapter of *The Wonderful Wizard of Oz*.

Circle the noun that is the subject of every sentence. There may be more than one!

Underline every verb that shows the action in each sentence. A sentence can have more than one action verb!

Place an X over every adjective that describes something.

Place parentheses () around every preposition that tells where something is.

CHAPTER 1

Uncle (Henry) sat (upon) the doorstep and looked anxiously (at) the sky.

(Dorothy) stood (in) the door with Toto (in) her arms, and looked (at) the sky too.

From the far north (they) heard a ~~low~~ wail of the wind.

Suddenly Uncle (Henry) stood up.

"There's a cyclone coming, Em," (he) called (to) his wife.

Aunt (Em) threw open the trap door and climbed (down) the ladder.

(Toto) jumped out of Dorothy's arms and hid (under) the bed.

(Dorothy) caught Toto and started to follow her aunt.

The (house) shook so ~~bad~~ she lost her footing.

Then a strange (thing) happened.

The (house) whirled around two or three times and rose slowly (through) the air.

(It) was very ~~dark~~.

(Toto) did not like it.

(Dorothy) sat quite ~~still~~ (on) the floor and waited to see what would happen.

(Hour after hour) passed away.

Slowly (Dorothy) got over her fright.

(Dorothy) soon closed her eyes and fell ~~fast~~ asleep.

