


Get Ready For Second Grade

2nd GRADE

I went on a  walk today.



r o b e



Alex woke up and looked outside, it was very sunny and clear!




Table of Contents

Get Ready for Second Grade

Is It Long or Short? *
Find the Long Vowel *
Finish the Silent E Words *
Tricky Y *
Missing Sight Words *
Find That Rhyme *
Blending Consonants *
Color the Compound Words *
Digraph Blending *
Sort the Diphthong *
Fancy Plurals *
Which Diphthong? *
Honey Comb Numbers *
Vegetable Math *
Fun With Place Value *
Add All Three *
Subtraction Watermelons *
What is the Time? *
Funny Clock Faces *
Ordering By Length
Measuring Snakes *
Tally It Up at the Grocery Store! *
Shape Pictures: Space Travel *
Odd Number Gold *

Velveteen Rabbit Rebus Story *
Picture Clues *
Goldilocks and the Three Bears Storyboard *
Create a Story Map *
Story Sequencing *
Which Is It? *
Main Idea: Farmers *
Exploring a Table of Contents *
Finish the Fact Cloud
Inference Puzzles *
Choose the Best Ending *
Connect It
Finish that Sentence!
Silly Story Starter
Tell a Story: Summer Adventure
Sight Word Sentences
Writing Questions: Summer *
Find the Fact!
Practice Using Three Kinds of Sentences
Finish the Story: Alice and Bobo
Fix the Sentences: Pets *
All About Butterflies *
Read, Write, and Draw: Summer
Punctuation: At the Beach *

Certificate of Completion

Answer Sheets


** Has an Answer Sheet*

Name: _____

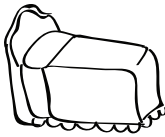

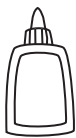





Long

Or

Short




Look at the picture at the beginning of each row and say the name of the picture. Listen for the vowel sound. Then circle the word in each row that has the same vowel sound as the picture.

1. 	bug red sand table
2. 	hat book ham baby
3. 	tan clue block eye
4. 	in eye blue dog
5. 	flower drain cat food
6. 	hand on rain bell
7. 	ten teeth horse ran
8. 	bed road fan tree

Name: _____

Find → **The** → **Long Vowel**



Find the words in each row that has the same vowel sound.


**1. Long
A**



cake



bat




rat



rake


**2. Long
E**



bread



tree



web

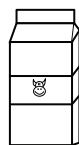


knee

**3. Long
I**



lion



milk



kite



lips

**4. Long
O**



dog



rose



snow




mop

**5. Long
U**




umbrella



unicorn



unicycle



bug


Name: _____

Finish

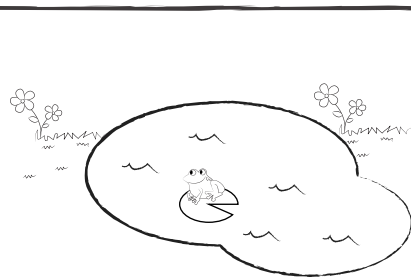
▶ **The**

▶ **Silent**

▶ **"E"**



Look at the pictures below. Fill in the missing vowel and the silent "e" for each word.



l _ _ **k** _ _



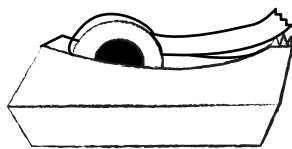
t _ _ _ _



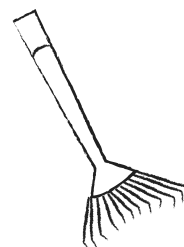
r _ _ _ **b** _ _




m _ _ _ **n** _ _



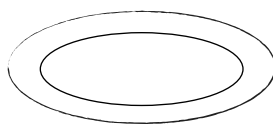
t _ _ _ **p** _ _




r _ _ _ **k** _ _



c _ _ _ **p** _ _



pl _ _ _ **t** _ _




sl _ _ _ **d** _ _

Name: _____

Tricky

→ "Y" →



The letter Y can sometimes make different sounds. The "y" in puppy makes the long "e" sound, and the "y" in fly makes the long "i" sound. Look at each picture below. If it ends like puppy, write an "e" on the line. If it ends like fly, write an "i" on the line.



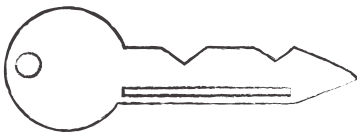
spy



cry



baby



key



pony



honey



monkey



sky




butterfly

Name: _____




Missing

Sight

words!



Read the sight word in each firefly. Then use each of the sight words to complete the sentences.



1. I went on a _____ today.

2. Do _____ want to play?

3. Can you come _____ me?

4. Can I swing _____?

5. I _____ an ice cream cone.

6. She _____ there was more dessert.

7. Can you _____ play?

8. I _____ to build things.

9. Let's do it _____!





10. What _____ that sound?

11. You _____ a good friend.

12. _____ your dog like treats?


13. I _____ like trucks!

14. Can I have _____ more cake?



Name: _____

Time → **TO** → **Rhyme!**



Read each of the words in the box. Match each of the words in the box to the word it rhymes with below,

jump	boy	duck	boat	rock
box	bee	king	hand	fish

1. wish _____

6. sock _____

2. sand _____

7. goat _____

3. ring _____

8. truck _____

4. three _____

9. toy _____


5. fox _____

10. stump _____


Name: _____

Blend

It!




Finish each word using the correct consonant blend.



1. _____ ail



6. _____ im



2. _____ etzel




7. _____ ide




3. _____ ink




8. _____ ee



4. _____ oth



9. _____ ins



11. _____ ess



5. _____ ig



10. _____ um




12. _____ actor

dr	sn
sl	tw
pr	sw
tr	sm

Name: _____

Color The → Compound Words




Color the compound words **yellow** and the other words **green**.

A compound word is made of two words joined together. Example: butterfly (butter + fly).

pink man ladybug barnyard cow
airport ladybug seahorse book tablecloth
sun room firework map
door rainbow car toy
clock food motorbike notepad
windmill butterfly boy pencil
light red sunflower lighthouse girl
lamp horse

Digraph

Blending




Look at the digraph. Then read the rest of the word. Write the whole word together. Reread the word.

ch



in

sh



ip

wh




ale

ch



eese

sh



eep


ph



one

Name: _____

Sort **The** **Diphthong**




Read the words in the word box. Then write the -aw words and the short -o words from the word box in the correct column.

flaw mop fawn jog crawl plop
draw sock straw hop jaw fog

-aw	-o


Fancy

Plurals



Some nouns have a special plural form.

Look at each picture and use it to help you choose which plural noun to write.



One

leaf

shelf

calf

watch

goose

More Than One

leaves

shelves


calves

watches

geese



1. Look at the _____ on the tree!




2. How many _____ are there in the kitchen?



3. The cow had two _____ this morning.



4. How many _____ are there to choose from?




5. The _____ are flying south for the winter.

Name: _____

Which

One?



Finish each word by writing either **ou** or **ow**. Look at the pictures for clues.




1. fr ____ n



2. ____ l



3. p ____ ch



4. fl ____ er



5. r ____ nd




6. br ____ n



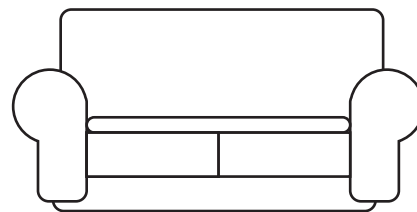
7. m ____ th



8. sn ____



9. cr ____ n



10. c ____ ch

Name: _____

Honeycomb

Numbers




Benny the Bee is filling another honeycomb with numbers! Can you help him by filling in the missing numbers?

1	2		4	5	6	7		9	10
11		13	14	15	16			19	20
21		23	24			27	28	29	30
31	32		34	35		37	38		40
	42	43	44	45	46		48	49	
	52	53	54	55	56	57	58	59	60
61		63	64		66	67	68	69	
71	72	73		75	76			79	80
		83	84	85	86	87	88		
91	92	93	94	95	96			99	100

Name: _____

Vegetable

Math



Look at each problem. Write the equation and add the numbers to find the solutions.

1. Abby planted 9



Ella gave her 10 more



How many



are there in all?

$$\underline{\quad\quad} + \underline{\quad\quad} = \underline{\quad\quad}$$

2. Andrew planted 12



Then he planted 8 more



How many



are there in all?

$$\underline{\quad\quad} + \underline{\quad\quad} = \underline{\quad\quad}$$

3. Sara planted 10



Ann gave her 7 more



How many



are there in all?

$$\underline{\quad\quad} + \underline{\quad\quad} = \underline{\quad\quad}$$

4. Evan planted 8



Then he planted 7 more



How many




are there in all?

$$\underline{\quad\quad} + \underline{\quad\quad} = \underline{\quad\quad}$$


Name: _____

Fun → **With** → **Place Value**



Look at each picture. Count the tens and the ones and then write the matching numbers in the boxes below.


Look at the example of place value here. Place value is how we describe the position of each digit in a number.



Tens

Ones


Tens Ones =



Tens

Ones


Tens Ones =



Tens

Ones


Tens Ones =



Tens

Ones


Tens Ones =



Tens

Ones

Tens Ones =



Tens

Ones


Tens Ones =

Name: _____

Add

All

Three



Look at the example below. Read each of the questions and solve the problem. Make sure to show your work!

Example:

At the zoo there were 4 hummingbirds, 3 finches, and 2 parrots. How many birds were there altogether?

$$4 + 3 + 2 = 9$$

1. At the beach there were 3 pink shells, 5 blue shells, and 2 yellow shells. How many shells were there altogether?


2. While driving, Sam saw 2 blue cars, 3 red cars, and 4 yellow cars. How many cars did he see altogether?

3. At the apple orchard Alice picked 4 apples, her brother picked 2 apples, and her mom picked 5 apples. How many apples did they pick altogether?

4. Adam planted 6 beans, Sue planted 5 beans, and Alex planted 2 beans. How many beans did they plant altogether?

Name: _____

subtraction Watermelons



Subtract the numbers inside each watermelon and circle the ones that match up to the number on the top.

15

20-5

11-2

19-4

10-1

17

14-2

18-1

16-3

19-2

19

20-1

18-5

16-3

19-0

16

18-1

17-5

17-1

19-3

14

16-2

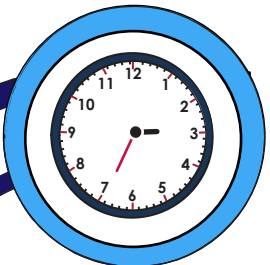
19-1

15-1

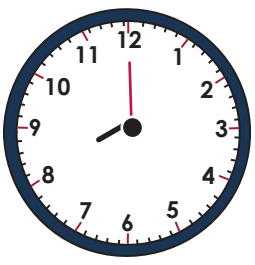
18-2

Name: _____

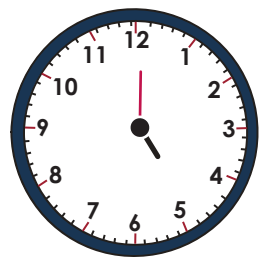
What's The Time?



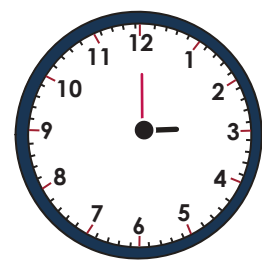
Write the correct time under each clock in the first section. The first one has been done for you.



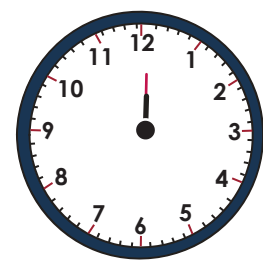
8:00



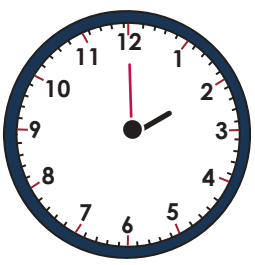
— — —



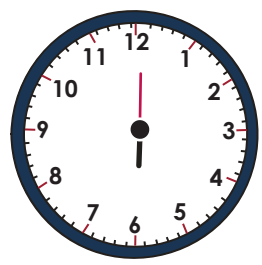
— — —



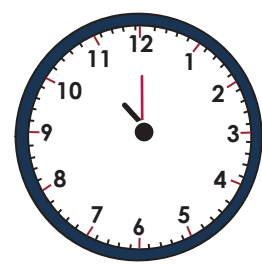
— — —



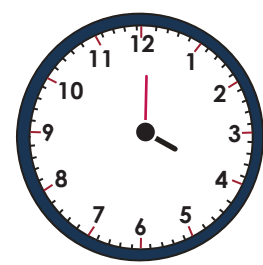
— — —



— — —

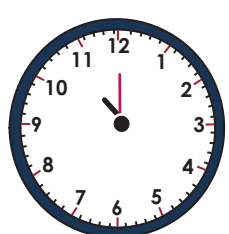


— — —

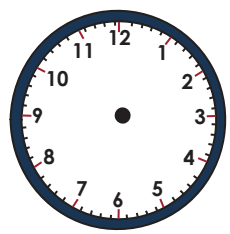


— — —

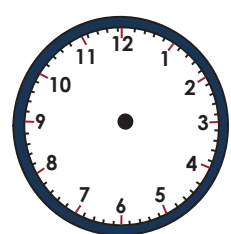
Fill in the hands on the analog clock faces to match the digital time shown. The first one has been done for you.



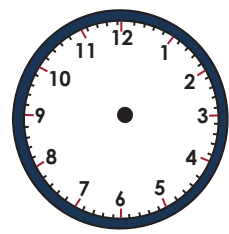
11:00



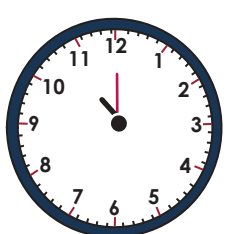
1:00



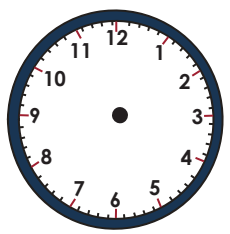
6:00



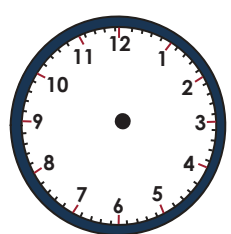
4:00



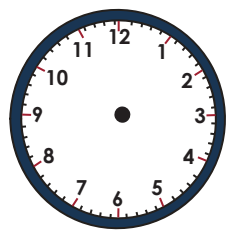
2:00



12:00




3:00












5:00

Name: _____

Funny clock **Faces**




Write the time each clock shows on the lines below each clock.












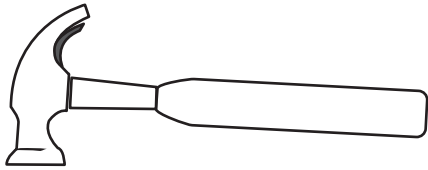


Name: _____

Ordering by Length




Number each set of three items from 1 to 3, 1 being the shortest and 3 being the longest.



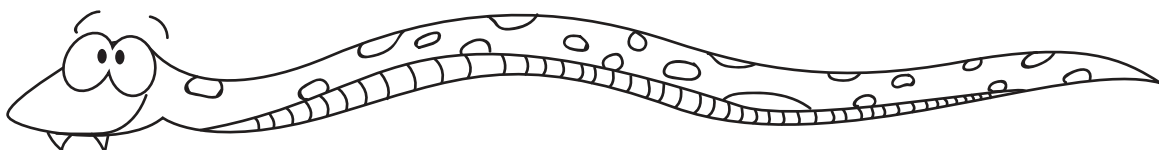
Name: _____

Measuring

Snakes



Estimate how many inches long you think each snake is from head to tail. Go back to the top of the page and use the ruler to see how close your guesses are! Record your measurement under each snake.



Estimated length: _____

Actual length: _____



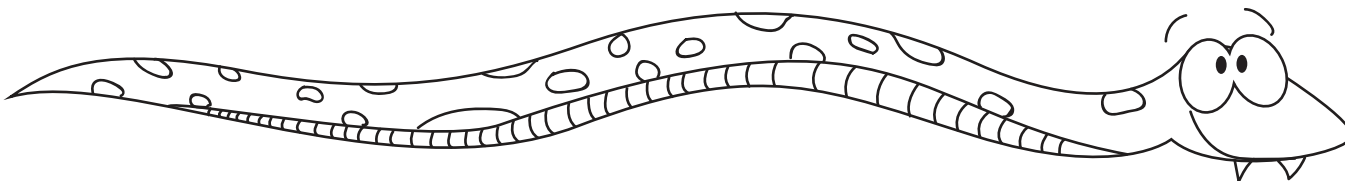
Estimated length: _____

Actual length: _____



Estimated length: _____


Actual length: _____




Estimated length: _____





Actual length: _____

Name: _____



Help Ali record how many fruits and vegetables she bought at the grocery store. First, count how many of each type of fruit or vegetable she bought and mark it in the table. Then, write it in number form. Finally, answer the questions.



Type of food	Tally Marks	Number
 Broccoli		
 Carrot		
 Apple		
 Banana		

1. What fruit or vegetable does Ali have the most of?

2. What fruit or vegetable does Ali have the least of?


3. How many fruits and vegetables does Ali have in all?

Name: _____

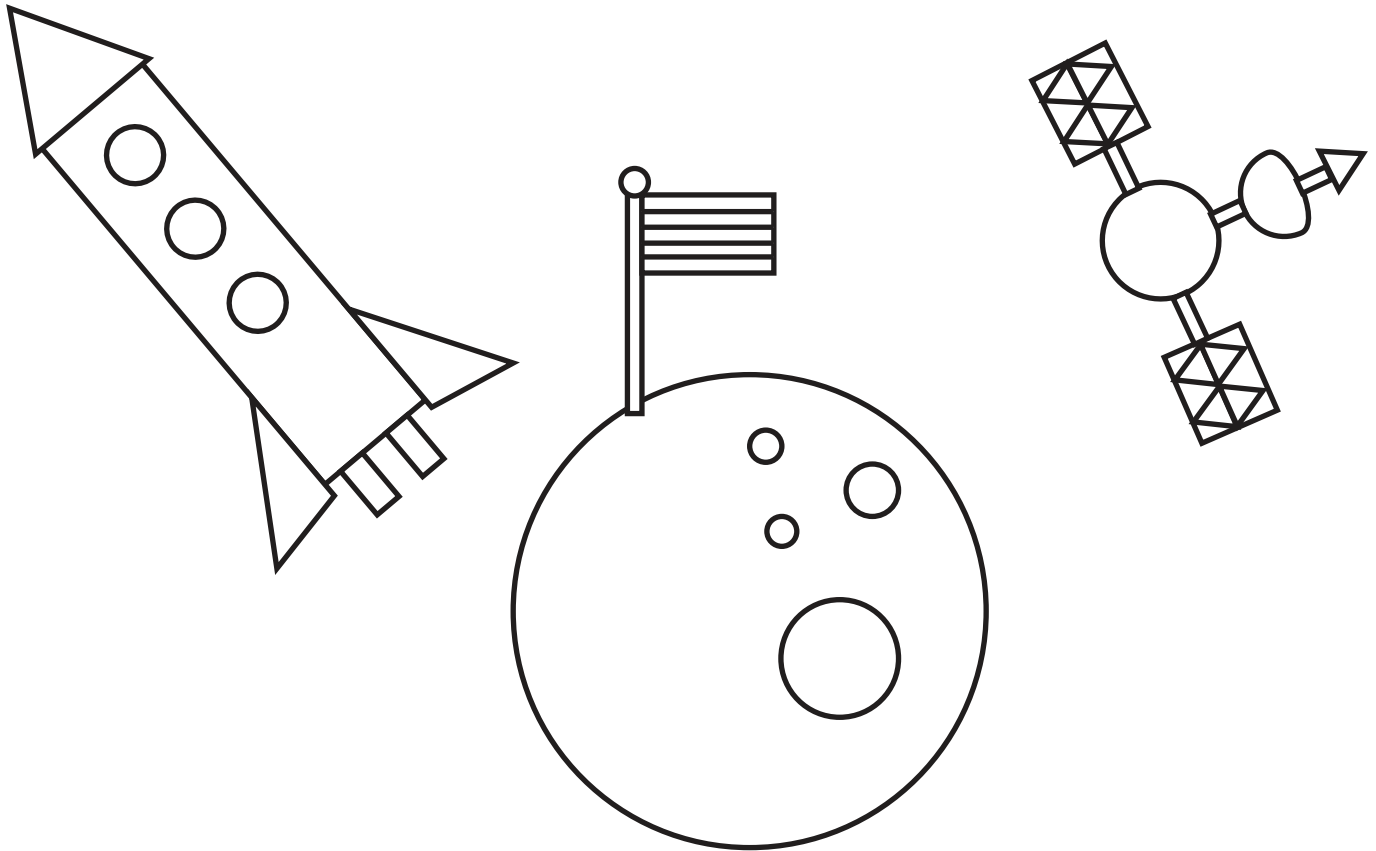
Shape

Pictures:

Space Travel



Use the picture to answer the questions below.



1. How many rectangles are there?

2. How many triangles are there?

3. How many circles are there?

4. Draw 2 more rectangles and 4 more triangles in the picture.

Name: _____



Help the leprechaun find the gold at the end of the rainbow by coloring the spaces with odd numbers to show your path.

4	1	8	22	98	34	10	6	12
14	3	5	7	26	44	62	78	40
50	20	28	9	32	16	90	48	52
12	15	13	11	38	42	56	78	82
12	17	19	21	23	25	27	29	22
20	34	42	68	70	94	46	31	54
56	48	92	24	6	37	35	33	8
18	94	72	46	36	39	34	22	10


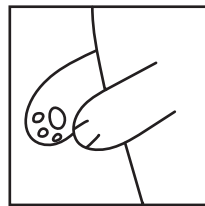








The Velveteen Rabbit Rebus Story



Name: _____

Date: _____

A rebus story is told using pictures and drawings instead of words. The drawings can symbolize a sound, word or character. Use the drawings below to fill in the blanks for a passage from *The Velveteen Rabbit* by Margery Williams



Directions:

Use a pair of  to cut out the pictures and then  them onto the correct spots in the story on page 2.


The Velveteen Rabbit Rebus Story

Name: _____

Date: _____

There was once a velveteen , and in

the beginning he was really splendid. He

was fat and bunched, as a  should be;

his coat was spotted , he had real

thread , and his , were lined

with pink sateen. On Christmas morning,

when he sat wedged in the top of the

The Velveteen Rabbit Rebus Story

Name: _____

Date: _____

Boy's , with a sprig of holly between

his , the effect was charming. There

were other things in the stocking, nuts and

and a toy engine, and chocolate

almonds and a clockwork mouse, but the

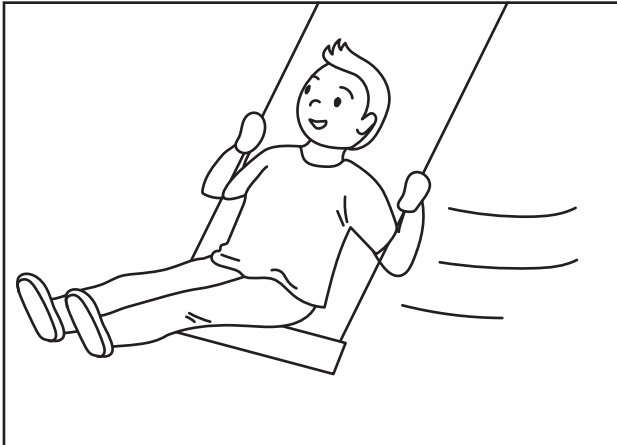
was quite the best of all.

Picture Clues


Name: _____

Date: _____


Use the illustrations to describe what is happening in each picture. Color in the bubble next to the correct answer.




- The boy is running.
- The boy is swinging.
- The boy is crying.



- The kids are swimming.
- The kids are sliding.
- The kids are biking.



- The girl is building.
- The girl is running.
- The girl is dancing.



- The kids are dancing.
- The kids are driving.
- The kids are sleeping.

Goldilocks and the Three Bears Storyboard

Name: _____


Date: _____

The story is mixed up! Look at the pictures and read the words to put the story back in order again.


Bonus Activity: Color in Goldilocks and the Three Bears.




The three bears came home and saw their house was a mess!



Goldilocks woke up and saw the three bears looking at her. She ran away and won't bother them again!




The three bears found Goldilocks in Baby bear's bed. They were upset.



Goldilocks explored the three bears house and tried some porridge. Baby bear's porridge was just right.



The three bears left their house and went for a walk.



Goldilocks was tired and wanted to take a rest. Baby bear's bed was perfect.



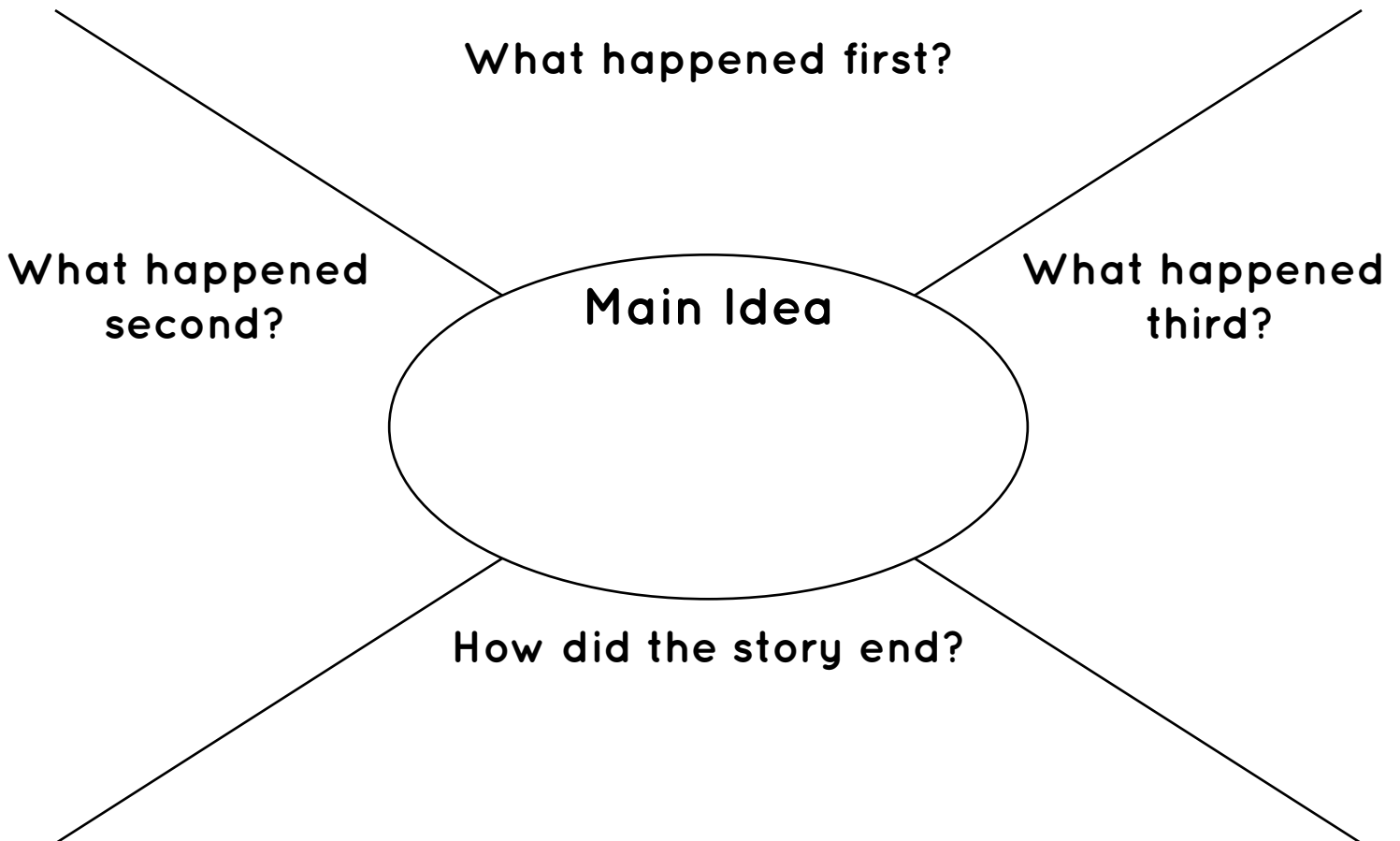
Create a Story Map

Name: _____

Date: _____

Read the story. Fill in the **story map** using the story to help you.

Once there was a pirate ship sailing in search of treasure. They searched and searched, but didn't find any treasure. One day the captain spotted a distant island and decided to explore it. The crew sailed to the island and searched every corner. Suddenly, they spotted a chest full of gold and silver! The crew celebrated.




Story Sequencing



Name: _____

Date: _____



Look at each group of pictures and decide what happened. Fill in the bubble next to the best answer.



- The sun was shining on the farm.
- The farmer planted seeds and the seeds grew into plants.
- The farm is a fun place to work.



- The kids got out their bikes and went for a ride.
- The bikes were broken and the kids were sad.
- The kids were looking for their bikes.



- The boy and his dad are playing a game outside.
- The boy is eating a cake.
- The boy and his dad are making a cake.



Which is it?

Name: _____


Date: _____

Read each sentence and decide if it is fiction or nonfiction. Cut the sentences out and glue them on the correct page.

FICTION

NONFICTION

A horse is an animal
with four legs.


The spider and the fly
were friends who loved
to play tag.

“I’m flying!” Ella said as
she jumped off her bed.

Rain is an important
part of the water cycle.

Main Idea: Farmers

Name: _____

Date: _____

Read each sentence. Cut the sentences out and decide which sentence is the main idea and which are the supporting details. Glue the sentences in order in the boxes provided.

Main Idea:

Supporting Detail 1

Supporting Detail 2

Supporting Detail 3



Farmers grow vegetables that people buy and eat.

Farmers plant vegetable seeds in the fields.

Farmers harvest the vegetable plants.

People buy the vegetables and eat them.

Exploring a Table of Contents

Name: _____ Date: _____

Use the table of contents to answer the questions below.

Art Projects

Chapter 1: Painting	12
Watercolors	16
Tempera	18
Finger Painting	20

Chapter 2: Sewing	23
Dolls	29
Pillows	31
Clothes	35

Chapter 3: Clay	37
Sculptures	42
Using a Pottery Wheel	45
Ceramics	48

Chapter 4: Paper Crafts	51
Paper Airplanes	56
Cards	60
Origami	63

Index	65
About the Author	66

1. How many chapters are in this book? _____
2. What page would you turn to if you wanted to learn about sculptures? _____
3. If you opened the book to page 56, what type of project would you learn about? _____
4. How many types of painting can you learn about in this book? _____
5. What page would you turn to in order to learn more about the author? _____
6. On what page can you learn how to make dolls? _____
7. What is Chapter 2 about? _____
8. What page would you turn to find the index? _____
9. On what page can you learn about finger painting? _____

Finish the Fact Cloud

Name: _____

Date: _____

Use the blank fact bubbles to record four new facts you learned as you read a book.

A cloud-shaped bubble with a scalloped border. It contains a horizontal line at the top, followed by a dashed line, and then four solid lines for writing.

A cloud-shaped bubble with a scalloped border. It contains a horizontal line at the top, followed by a dashed line, and then four solid lines for writing.

A cloud-shaped bubble with a scalloped border. It contains a horizontal line at the top, followed by a dashed line, and then four solid lines for writing.

A cloud-shaped bubble with a scalloped border. It contains a horizontal line at the top, followed by a dashed line, and then four solid lines for writing.

Inference Puzzles

Name: _____

Date: _____

Look at each picture. Circle your best guess using the picture clues.




The boy is painting.

The boy has finished painting and is cleaning up his supplies.

The farmer is harvesting vegetables.

The farmer is planting seeds.




The girl is going for a bike ride.

The girl has finished riding her bike.

The man is making dinner.

The man is eating dinner.



The girl is putting her blocks away.


The girl is building with her blocks.

Choose the Best Ending

Name: _____


Date: _____

Look at each picture. Read the beginning of each story and choose which sentence best finishes the story. Circle the best ending.




Alex woke up and looked outside, it was very sunny and clear! She was so excited to meet her friend Susan to play in the park. She decided to put on...

1. her sun hat and sandals.
2. her heavy coat, mittens, and boots.



Sam was making a cake for his brother's birthday. He started by looking at the recipe and getting out all of his ingredients and supplies. Then he began....

1. to mix the ingredients one at a time.
2. to decorate the cake for the party.



The pilot got the plane ready for take off. He checked all of the instruments and told his crew to buckle in. Then he....

1. started to lift the plane off the ground.
2. landed the plane on the runway.

Connect It

Name: _____

Date: _____

Read the story and use the questions at the bottom to make connections to things in your real life.

It was the last day of school and Eliza was so excited about summer break! She said goodbye to Ms. B and ran to her mom with a bag full of her art projects from 1st grade. Her mom said, "Do you want to get an ice cream cone to celebrate summer break?" She jumped up and down and said, "Yes!" loudly. Eliza started to think about all of the fun she was going to have this summer. It was going to be a great summer!

Match the beginning of each sentence to the ending that makes the most sense. Draw a line or fill in the blank with a letter.

1) This story reminds me of myself because _____

a) I feel excited about summer break.

2) This story reminds me of a book I read because _____

b) There are so many things to do during summer break.


3) This story reminds me of the real world because _____

c) It is about the last day of first grade.

Finish that Sentence!

Name: _____

Date: _____



Finish the sentences to write a story.

1. Who?

The dog _____

2. What?

The dog is going _____

3. Where?

4. Why?


5. When?

Silly Story Starter

Name: _____

Date: _____

Look at the picture below. Write a story about this picture.
What happened?




Tell a Story: Summer Adventure

Name: _____

Date: _____

Look at the scene below. Write a story about the scene using as many details as you can. Use your imagination! When you finish, color the scene.




Sight Word Sentences

Name: _____

Date: _____

Use the sight words to write four different sentences on the lines below. Use at least one sight word in each sentence.

Them Why Could Do




Four sets of handwriting lines, each consisting of a solid top line, a dashed middle line, and a solid bottom line.

Writing Questions: Summer

Name: _____

Date: _____

Finish each sentence by filling in the first word using a word from the word bank, and end the sentence with a question mark.



1. _____ is your birthday____

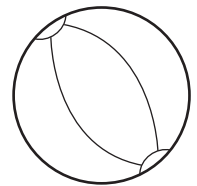
2. _____ you like to swim____

3. _____ is your favorite flavor of ice cream____

4. _____ it hot outside today____

5. _____ we go to the beach____

6. _____ you happy it is summer____




When, Do, What, Is, Should, Are

Find the Fact!

Name: _____


Date: _____

Choose a nonfiction book to read. Find three facts from the book. Then, draw a picture for each fact and write a caption for each picture.




Fact: _____

Caption: _____




Fact: _____

Caption: _____



Fact: _____

Caption: _____



Sentence Practice

Name: _____

Date: _____

Did you know that there are three major kinds of sentences?

Declarative: a sentence that makes a statement.

Exclamatory: a sentence that expresses a strong feeling.

Interrogative: a sentence that asks a question.

Use the pictures on each line to help you write a declarative, exclamatory, or interrogative sentence. Don't forget to punctuate!


Write a declarative sentence.



Dogs like to play.



Write an exclamatory sentence.



Write an interrogative sentence.



Write a declarative sentence.



Write an exclamatory sentence.



Write an interrogative sentence.

Finish the Story!

Name: _____

Date: _____

Read the story. Finish the story using the empty boxes below.


Beginning: Alice and her dog Bobo were going to play fetch at the park. Bobo loved to play fetch and Alice had been teaching him different tricks all summer. She couldn't wait to show her friends what he could do!

Middle 1: Alice unclipped Bobo's leash and threw the ball. Bobo ran after the ball and caught it while it was still in the air!

Middle 3: Alice was so worried about Bobo, she hoped he would come back soon.

Middle 2:

Ending:




Fix the Sentences: Pets

Name: _____


Date: _____

Oh no! The sentences are written incorrectly. Rewrite each sentence to fix it.

the dog plays.




fish is swimming. The



the hamster runs



horse The eats.

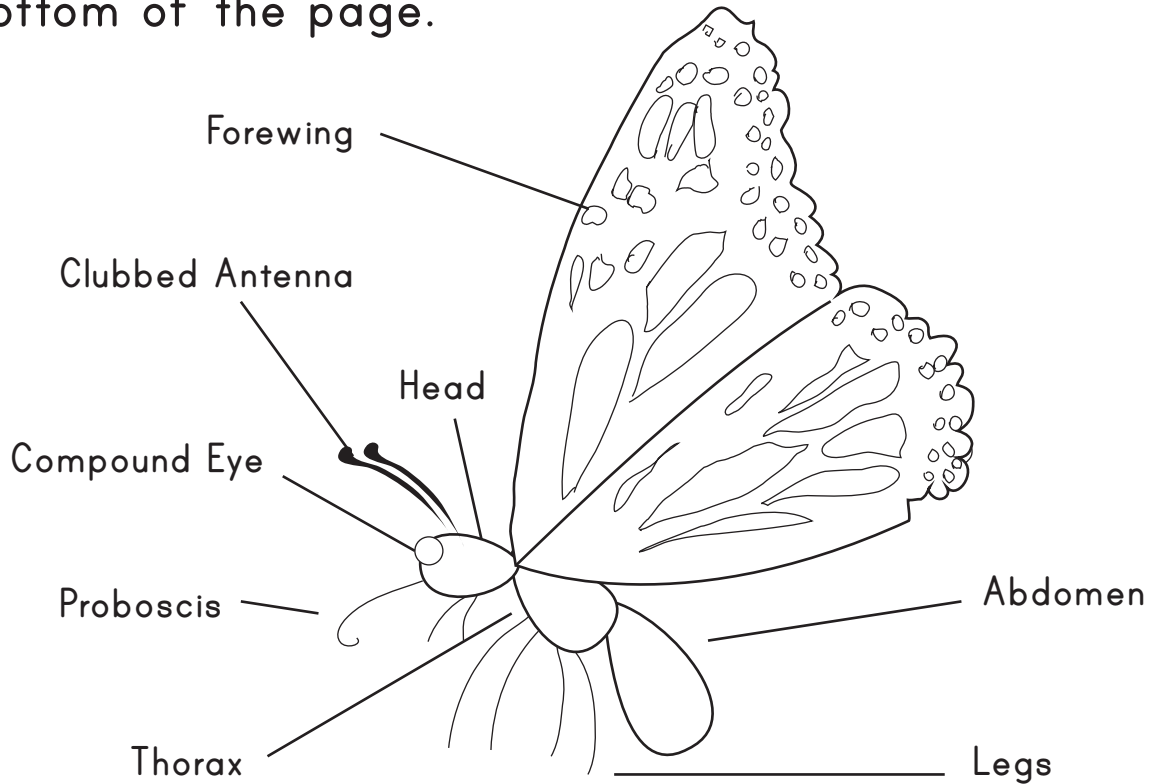


All About Butterflies

Name: _____

Date: _____

Look at the picture and fill in the blanks using the words at the bottom of the page.



Butterflies are a kind of _____ that

have compound _____, six _____, and

two _____ on the top of their head.

They have colorful _____ and a long straw-


like tongue called a _____.

insect, legs, wings, antennae, proboscis, eyes

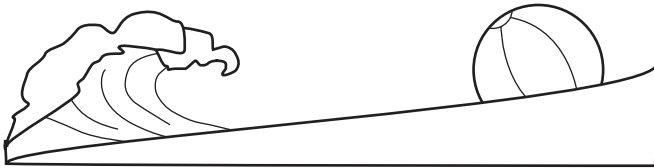
Read, Write, and Draw: Summer

Name: _____

Date: _____



Summer is the warmest season of the year, between spring and fall. In summer, the nights are shortest and days are longest.



Draw yourself all dressed up for warm weather.

Draw your favorite summer activity.

How do you celebrate holidays in summer?


Punctuation: At the Beach

Name: _____

Date: _____

Finish each sentence by writing a question mark, exclamation mark, or period.

I love to swim _____



Did you see that turtle _____

Wow, that is the biggest sand castle _____



Do you know where the shovel is _____


I'm going to make a mermaid in the sand _____

Can we get ice cream after lunch _____

That surfer went up really high _____


Are dogs allowed on the beach _____





Great job!

is an ThuVienTiengAnh.Com superstar!



Answer Sheets

Get Ready for Second Grade


Is It Long or Short?
Find the Long Vowel
Finish the Silent E Words
Tricky Y
Missing Sight Words
Find That Rhyme
Blending Consonants
Color the Compound Words
Digraph Blending
Sort the Diphthong
Fancy Plurals
Which Diphthong?
Honey Comb Numbers
Vegetable Math
Fun With Place Value
Add All Three
Subtraction Watermelons
What is the Time?
Funny Clock Faces
Measuring Snakes
Tally It Up at the Grocery Store!
Shape Pictures: Space Travel
Odd Number Gold

Velveteen Rabbit Rebus Story
Picture Clues
Goldilocks and the Three Bears Storyboard
Create a Story Map
Story Sequencing
Which Is It?
Main Idea: Farmers
Exploring a Table of Contents
Inference Puzzles
Choose the Best Ending
Writing Questions: Summer
Fix the Sentences: Pets
All About Butterflies
Punctuation: At the Beach

Answer Sheet

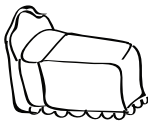







Name: _____

Long ———▶ Or ———▶ Short



Look at the picture at the beginning of each row and say the name of the picture. Listen for the vowel sound. Then circle the word in each row that has the same vowel sound as the picture.


ANSWER SHEET

1. 	bug red sand table
2. 	hat book ham baby
3. 	tan clue block eye
4. 	in eye blue dog
5. 	flower drain cat food
6. 	hand on rain bell
7. 	ten teeth horse ran
8. 	bed road fan tree

Answer Sheet





















Name: _____

Find  The  Long Vowel



Find the words in each row that has the same vowel sound.

ANSWER SHEET

1. Long A	 cake	 bat	 rat	 rake
2. Long E	 bread	 tree	 web	 knee
3. Long I	 lion	 milk	 kite	 lips
4. Long O	 dog	 rose	 snow	 mop
5. Long U	 umbrella	 unicorn	 unicycle	 bug






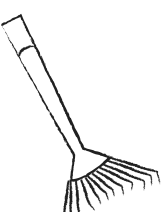



Answer Sheet

Name: _____



Look at the pictures below. Fill in the missing vowel and the silent "e" for each word.

ANSWER SHEET


 <p>lake</p>	 <p>tie</p>	 <p>robe</p>
 <p>mane</p>	 <p>tape</p>	 <p>rake</p>
 <p>cape</p>	 <p>plate</p>	 <p>slide</p>

Answer Sheet

Name: _____

Tricky

→ "Y" →



The letter Y can sometimes make different sounds. The "y" in puppy makes the long "e" sound, and the "y" in fly makes the long "i" sound. Look at each picture below. If it ends like puppy, write an "e" on the line. If it ends like fly, write an "i" on the line.

ANSWER SHEET



spy

I



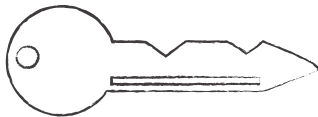
cry

I



baby

E



key

E



pony

E



honey

E



monkey

E



sky

I

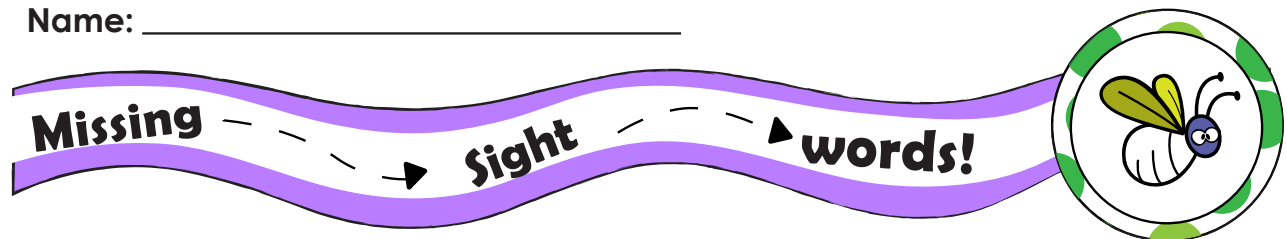


butterfly




I

Answer Sheet

Name: _____







Read the sight word in each firefly. Then use each of the sight words to complete the sentences.



ANSWER SHEET


1. I went on a **walk** today.
2. Do **they** want to play?
3. Can you come **with** me?
4. Can I swing **first**?
5. I **want** an ice cream cone.
6. She **said** there was more dessert.
7. Can you **come** play?
8. I **like** to build things.
9. Let's do it **again**!
10. What **was** that sound?
11. You **are** a good friend.
12. **Does** your dog like treats?
13. I **really** like trucks!
14. Can I have **some** more cake?



Answer Sheet


Name: _____

Time → **TO** → **Rhyme!**



Read each of the words in the box. Match each of the words in the box to the word it rhymes with below.

ANSWER SHEET



1. wish

fish

6. sock

rock

2. sand

hand

7. goat

boat

3. ring

king

8. truck

duck

4. three

bee

9. toy

boy

5. fox


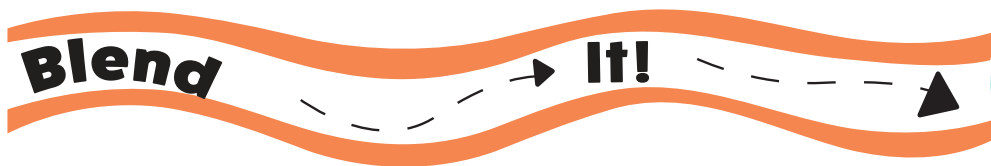
box

10. stump

jump

Answer Sheet

Name: _____




Finish each word using the correct consonant blend.



1. snail




6. swim



2. pretzel




7. slide




3. drink



8. tree



4. sloth



9. twins



11. dress



5. twig



10. drum



12. tractor


Answer Sheet

dr	sn
sl	tw
pr	sw
tr	sm

Answer Sheet

Name: _____

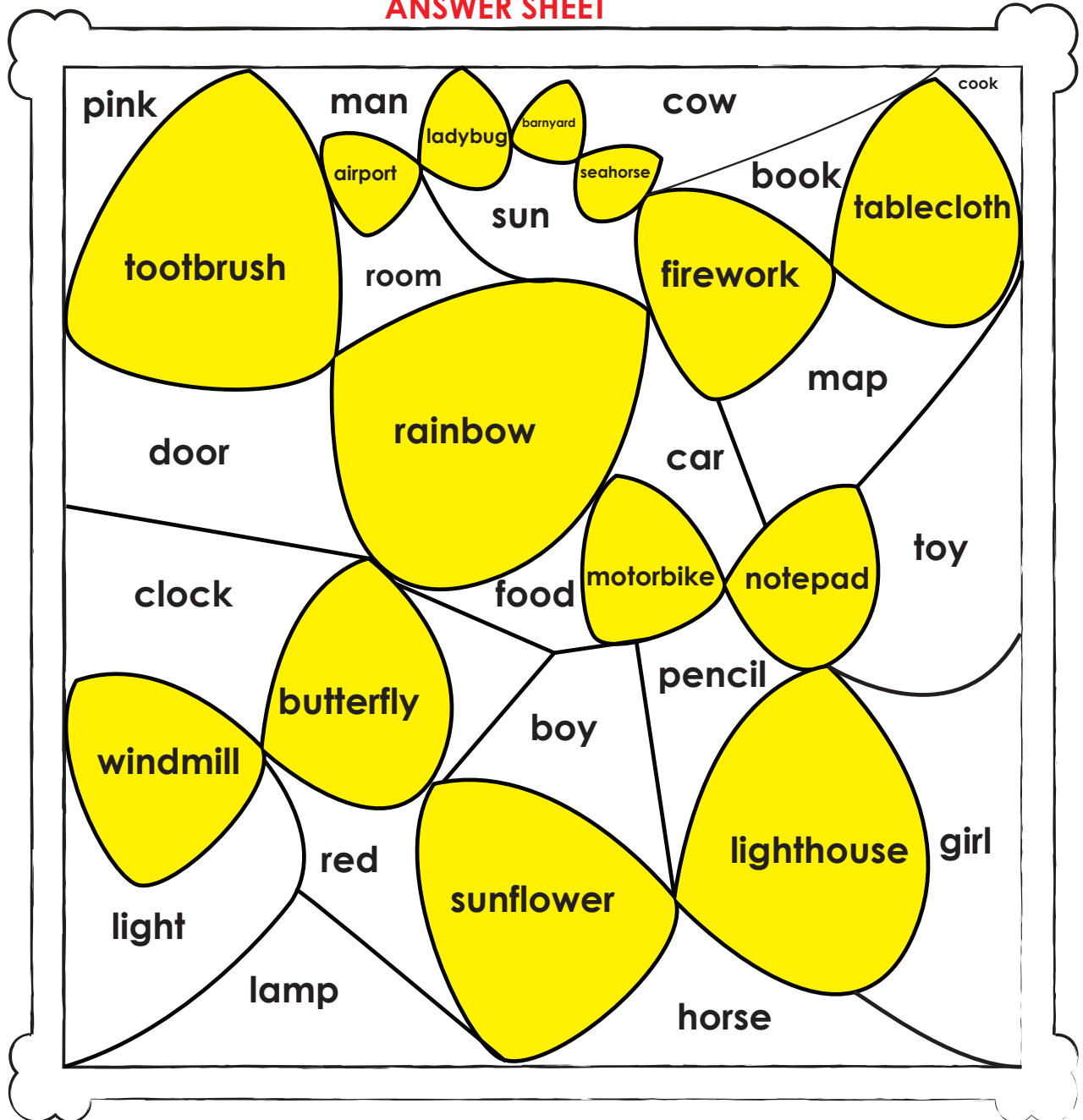
Color The Compound Words



Color the compound words **yellow** and the other words **green**.

A compound word is made of two words joined together. Example: butterfly (butter + fly).


ANSWER SHEET



Answer Sheet


Digraph

Blending




Look at the digraph. Then read the rest of the word. Write the whole word together. Reread the word.

ANSWER SHEET

ch  in

chin

sh  ip

ship

wh  ale

whale

ch  eese

cheese

sh  eep

sheep

ph  one

phone


Answer Sheet

Name: _____

Sort

The

Diphthong



Read the words in the word box. Then write the -aw words and the short -o words from the word box in the correct column.

ANSWER SHEET

flaw mop fawn jog crawl plop

draw sock straw hop jaw fog

-aw

flaw

fawn

crawl

draw

straw

jaw

-o

mop

jog

plop

sock

hop


fog

Answer Sheet

Fancy


Plurals

ANSWER SHEET



Some nouns have a special plural form.

Look at each picture and use it to help you choose which plural noun to write.



One

More Than One

leaf

leaves

shelf

shelves

calf

calves

watch


watches

goose

geese



1. Look at the leaves on the tree!




2. How many shelves are there in the kitchen?



3. The cow had two calves this morning.



4. How many watches are there to choose from?




5. The geese are flying south for the winter.

Answer Sheet

Name: _____

Which

One?




Finish each word by writing either **ou** or **ow**. Look at the pictures for clues.

ANSWER SHEET



1. frown



2. owl



3. pouch



4. flower



5. round




6. brown



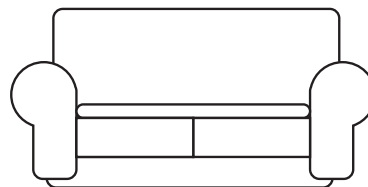
7. mouth



8. snow



9. crown



10. couch

Answer Sheet

Name: _____

Answer Sheet

Honeycomb

Numbers



Benny the Bee is filling another honeycomb with numbers! Can you help him by filling in the missing numbers?


1	2	3	4	5	6	7	8	9	10
11	12	13	14	15	16	17	18	19	20
21	22	23	24	25	26	27	28	29	30
31	32	33	34	35	36	37	38	39	40
41	42	43	44	45	46	47	48	49	50
51	52	53	54	55	56	57	58	59	60
61	62	63	64	65	66	67	68	69	70
71	72	73	74	75	76	77	78	79	80
81	82	83	84	85	86	87	88	89	90
91	92	93	94	95	96	97	98	99	100

Answer Sheet

Name: _____

Vegetable

Math



Look at each problem. Write the equation and add the numbers to find the solutions.

ANSWER SHEET

1. Abby planted 9



Ella gave her 10 more



How many  are there in all?

$$\underline{9} + \underline{10} = \underline{19}$$

2. Andrew planted 12



Then he planted 8 more



How many  are there in all?

$$\underline{12} + \underline{8} = \underline{20}$$

3. Sara planted 10



Ann gave her 7 more



How many  are there in all?

$$\underline{10} + \underline{7} = \underline{17}$$

4. Evan planted 8



Then he planted 7 more



How many  are there in all?

$$\underline{8} + \underline{7} = \underline{15}$$


Answer Sheet

Name: _____

Fun

With


Place Value



Look at each picture. Count the tens and the ones and then write the matching numbers in the boxes below.

ANSWER SHEET


Look at the example of place value here. Place value is how we describe the position of each digit in a number.



Tens

Ones


Tens Ones =



Tens

Ones

Tens Ones =



Tens

Ones


Tens Ones =



Tens

Ones


Tens Ones =



Tens

Ones

Tens Ones =



Tens


Ones

Tens Ones =

Answer Sheet

Name: _____

Add → **All** → **Three**



Look at the example below. Read each of the questions and solve the problem. Make sure to show your work!

ANSWER SHEET

Example:

At the zoo there were 4 hummingbirds, 3 finches, and 2 parrots. How many birds were there altogether?

$$4 + 3 + 2 = 9$$

1. At the beach there were 3 pink shells, 5 blue shells, and 2 yellow shells. How many shells were there altogether?

$$3 + 5 + 2 = 10$$

2. While driving, Sam saw 2 blue cars, 3 red cars, and 4 yellow cars. How many cars did he see altogether?

$$2 + 3 + 4 = 9$$

3. At the apple orchard Alice picked 4 apples, her brother picked 2 apples, and her mom picked 5 apples. How many apples did they pick altogether?

$$4 + 2 + 5 = 11$$


4. Adam planted 6 beans, Sue planted 5 beans, and Alex planted 2 beans. How many beans did they plant altogether?

$$6 + 5 + 2 = 13$$

Answer Sheet

Name: _____

Subtraction → Watermelons



Subtract the numbers inside each watermelon and circle the ones that match up to the number on the top.

ANSWER SHEET

15

$20-5$ $11-2$ $19-4$ $10-1$

17

$14-2$ $18-1$ $19-2$ $16-3$

19

$20-1$ $18-5$ $19-0$ $16-3$

16


$18-1$ $17-5$ $19-3$ $17-1$

14

$16-2$ $19-1$ $15-1$ $18-2$

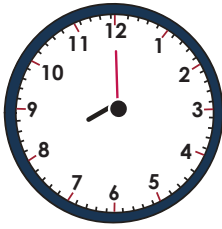
Answer Sheet

Name: _____



Write the correct time under each clock in the first section. The first one has been done for you.

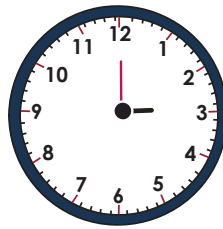
ANSWER SHEET



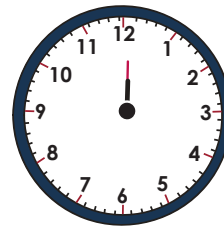
8:00



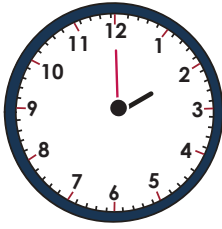
5:00



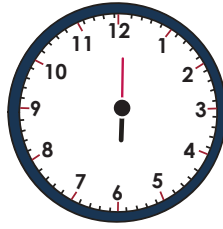
3:00



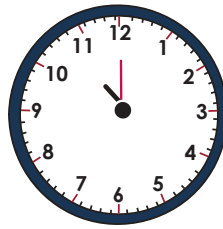
12:00



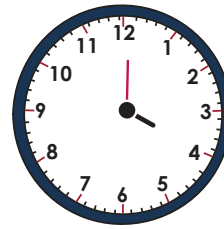
2:00



6:00



11:00

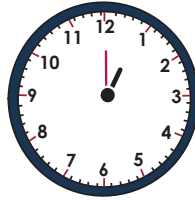


4:00

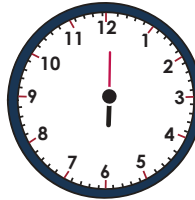
Fill in the hands on the analog clock faces to match the digital time shown. The first one has been done for you.



11:00



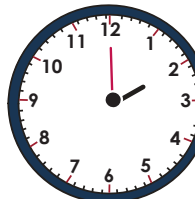
1:00



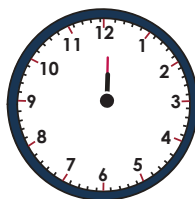
6:00



4:00



2:00



12:00



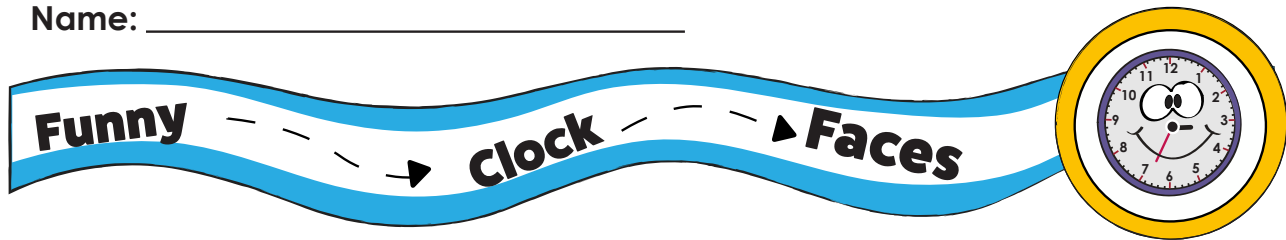
3:00



5:00


Answer Sheet

Name: _____




Write the time each clock shows on the lines below each clock.


ANSWER SHEET




7:30



8:30



5:30



1:30




3:30



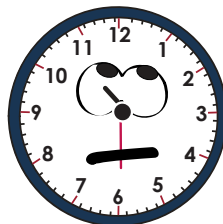
12:30




2:30



6:30



11:30




4:30

Answer Sheet

Name: _____

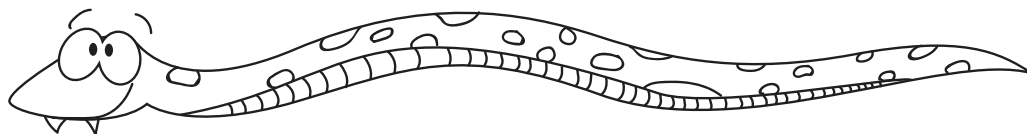
Measuring

Snakes



Estimate how many inches long you think each snake is from head to tail. Go back to the top of the page and use the ruler to see how close your guesses are! Record your measurement under each snake.

ANSWER SHEET



Estimated length: _____

Actual length: **6**



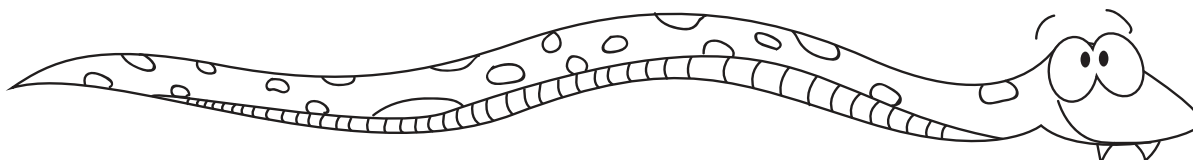
Estimated length: _____

Actual length: **2**



Estimated length: _____

Actual length: **3.5**

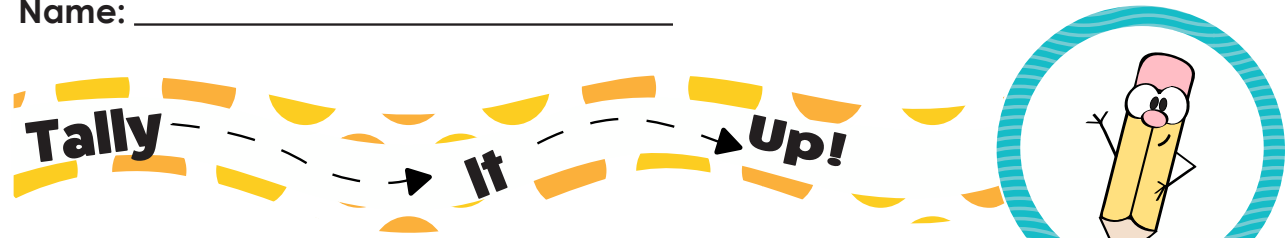


Estimated length: _____


Actual length: **7**

Answer Sheet





Name: _____



Help Ali record how many fruits and vegetables she bought at the grocery store. First, count how many of each type of fruit or vegetable she bought and mark it in the table. Then, write it in number form. Finally, answer the questions.



ANSWER SHEET

Type of food	Tally Marks	Number
 Broccoli		9
 Carrot		5
 Apple		9
 Banana		6

1. What fruit or vegetable does Ali have the most of?

Apples and Broccoli

2. What fruit or vegetable does Ali have the least of?

Carrots

3. How many fruits and vegetables does Ali have in all?

$$9 + 5 + 9 + 6 = 29$$


Answer Sheet

Name: _____

Shape

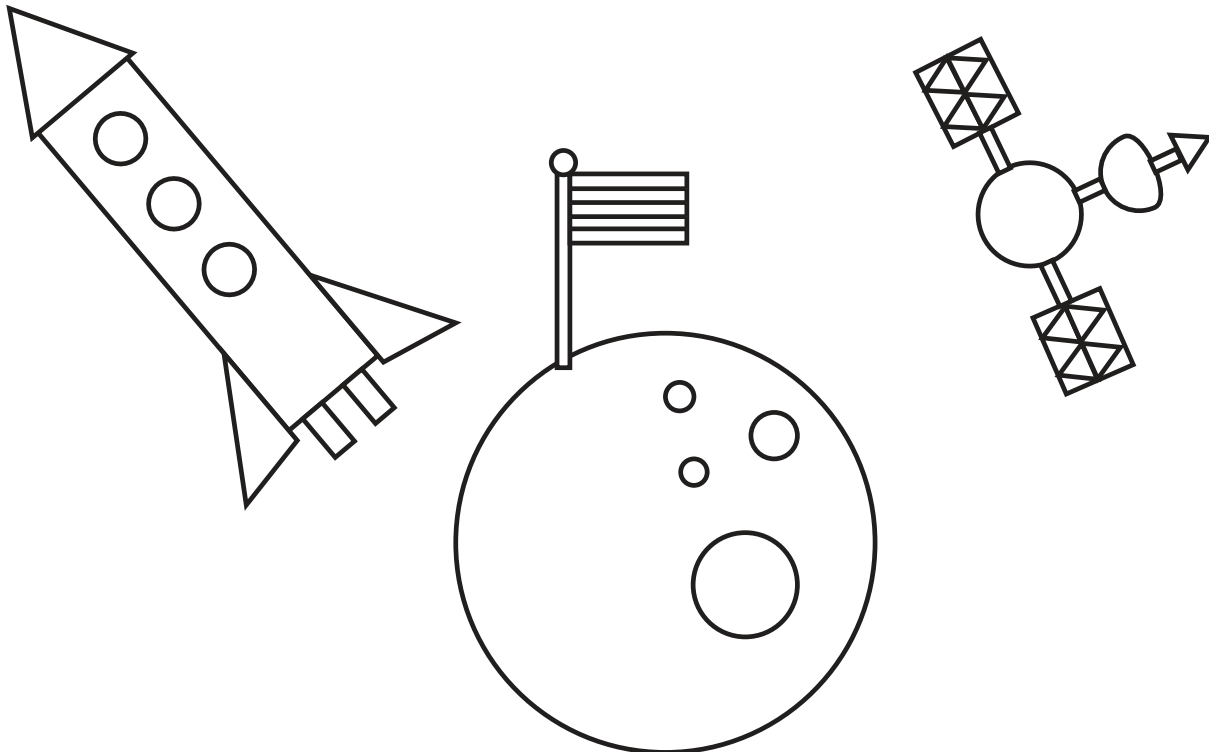
Pictures:

Space Travel



Use the picture to answer the questions below.

Answer Sheet



1. How many rectangles are there?

15

2. How many triangles are there?

12

3. How many circles are there?

10

4. Draw 2 more rectangles and 4 more triangles in the picture.

Answer Sheet

Name: _____

Odd → **Number** → **Gold!**



Help the leprechaun find the gold at the end of the rainbow by coloring the spaces with odd numbers to show your path. **Answer Sheet**

4	1	8	22	98	34	10	6	12
14	3	5	7	26	44	62	78	40
50	20	28	9	32	16	90	48	52
12	15	13	11	38	42	56	78	82
12	17	19	21	23	25	27	29	22
20	34	42	68	70	94	46	31	54
56	48	92	24	6	37	35	33	8
18	94	72	46	36	39	34	22	10



Answer Sheet

Answers

The Velveteen Rabbit Rebus Story

Name: _____

Date: _____

There was once a velveteen , and in

the beginning he was really splendid. He

was fat and bunched, as a  should be;

his coat was spotted , he had real

thread , and his , were lined

with pink sateen. On Christmas morning,

when he sat wedged in the top of the

Answer Sheet

Answers


The Velveteen Rabbit Rebus Story

Name: _____ Date: _____

Boy's , with a sprig of holly between


his , the effect was charming. There

were other things in the stocking, nuts and



and a toy engine, and chocolate

almonds and a clockwork mouse, but the



was quite the best of all.

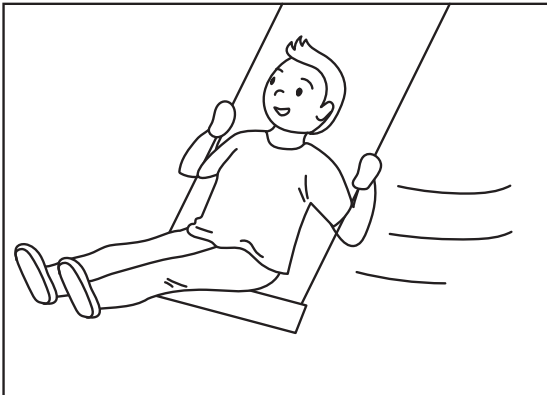
Answer Sheet

Answers


Picture Clues

Name: _____ Date: _____


Use the illustrations to describe what is happening in each picture. Color in the bubble next to the correct answer.



- The boy is running.
- The boy is swinging.
- The boy is crying.



- The kids are swimming.
- The kids are sliding.
- The kids are biking.



- The girl is building.
- The girl is running.
- The girl is dancing.



- The kids are dancing.
- The kids are driving.
- The kids are sleeping.

Answer Sheet

Answers



Goldilocks and the Three Bears Storyboard

Name: _____

Date: _____

The story is mixed up! Look at the pictures and read the words to put the story back in order again.

Bonus Activity: Color in Goldilocks and the Three Bears.



Answer Sheet

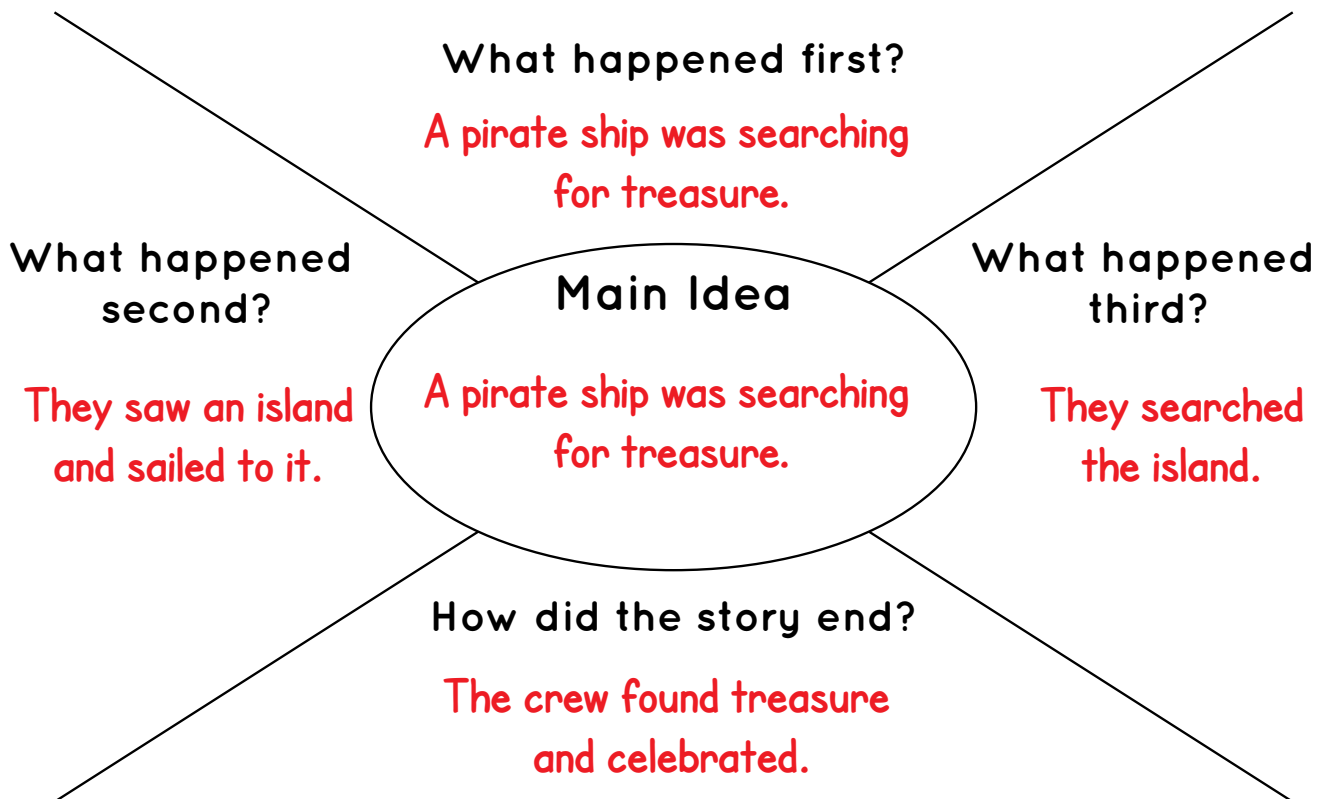
Answers

Create a Story Map

Name: _____ Date: _____

Read the story. Fill in the **story map** using the story to help you.

Once there was a pirate ship sailing in search of treasure. They searched and searched, but didn't find any treasure. One day the captain spotted a distant island and decided to explore it. The crew sailed to the island and searched every corner. Suddenly, they spotted a chest full of gold and silver! The crew celebrated.



Answer Sheet


Answers

Story Sequencing



Name: _____

Date: _____



Look at each group of pictures and decide what happened. Fill in the bubble next to the best answer.




- The sun was shining on the farm.
- The farmer planted seeds and the seeds grew into plants.
- The farm is a fun place to work.



- The kids got out their bikes and went for a ride.
- The bikes were broken and the kids were sad.
- The kids were looking for their bikes.



- The boy and his dad are playing a game outside.
- The boy is eating a cake.
- The boy and his dad are making a cake.



Answer Sheet

Answers

Which is it?

Name: _____ Date: _____

Read each sentence and decide if it is fiction or nonfiction. Cut the sentences out and glue them on the correct page.

FICTION

A horse is an animal with four legs.

Rain is an important part of the water cycle.

NONFICTION

The spider and the fly were friends who loved to play tag.

"I'm flying!" Ella said as she jumped off her bed.

A horse is an animal with four legs.

"I'm flying!" Ella said as she jumped off her bed.

The spider and the fly were friends who loved to play tag.

Rain is an important part of the water cycle.

Answer Sheet

Answers

Main Idea: Farmers

Name: _____ Date: _____

Read each sentence. Cut the sentences out and decide which sentence is the main idea and which are the supporting details. Glue the sentences in order in the boxes provided.

Main Idea:

Farmers grow vegetables that people buy and eat.

Supporting Detail 1

Farmers plant vegetable seeds in the fields.

Supporting Detail 2

Farmers harvest the vegetable plants.

Supporting Detail 3

People buy the vegetables and eat them.



Farmers grow vegetables that people buy and eat.

Farmers plant vegetable seeds in the fields.

Farmers harvest the vegetable plants.

People buy the vegetables and eat them.

Answer Sheet

Answers

Exploring a Table of Contents

Name: _____ Date: _____

Use the table of contents to answer the questions below.

Art Projects

Chapter 1: Painting	12	Chapter 3: Clay	37
Watercolors	16	Sculptures	42
Tempera	18	Using a Pottery Wheel	45
Finger Painting	20	Ceramics	48
Chapter 2: Sewing	23	Chapter 4: Paper Crafts	51
Dolls	29	Paper Airplanes	56
Pillows	31	Cards	60
Clothes	35	Origami	63
		Index	65
		About the Author	66

1. How many chapters are in this book? 4
2. What page would you turn to if you wanted to learn about sculptures? 42
3. If you opened the book to page 56, what type of project would you learn about? Paper airplanes
4. How many types of painting can you learn about in this book? 3
5. What page would you turn to in order to learn more about the author? 66
6. On what page can you learn how to make dolls? 29
7. What is Chapter 2 about? Sewing
8. What page would you turn to find the index? 65
9. On what page can you learn about finger painting? 20


Answer Sheet

Answers

Inference Puzzles

Name: _____ Date: _____

Look at each picture. Circle your best guess using the picture clues.




The boy is painting.

The boy has finished painting and is cleaning up his supplies.

The farmer is harvesting vegetables.

The farmer is planting seeds.




The girl is going for a bike ride.

The girl has finished riding her bike.

The man is making dinner.

The man is eating dinner.



The girl is putting her blocks away.

The girl is building with her blocks.

Answer Sheet


Answers

Choose the Best Ending

Name: _____


Date: _____

Look at each picture. Read the beginning of each story and choose which sentence best finishes the story. Circle the best ending.




Alex woke up and looked outside, it was very sunny and clear! She was so excited to meet her friend Susan to play in the park. She decided to put on...

1. her sun hat and sandals.
2. her heavy coat, mittens, and boots.



Sam was making a cake for his brother's birthday. He started by looking at the recipe and getting out all of his ingredients and supplies. Then he began....

1. to mix the ingredients one at a time.
2. to decorate the cake for the party.



The pilot got the plane ready for take off. He checked all of the instruments and told his crew to buckle in. Then he....


1. started to lift the plane off the ground.
2. landed the plane on the runway.

Answer Sheet

Writing Questions: Summer

ANSWERS

Finish each sentence by filling in the first word using a word from the word bank, and end the sentence with a question mark.



1. When is your birthday___

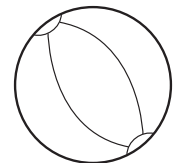
2. Do you like to swim___

3. What is your favorite flavor of ice cream___

4. Is it hot outside today___

5. Should we go to the beach___

6. Are you happy it is summer___




When, Do, What, Is, Should, Are

Answer Sheet

ANSWERS Fix the Sentences: Pets


Oh no! The sentences are written incorrectly. Rewrite each sentence to fix it.

the dog plays.




The dog plays.

fish is swimming. The




The fish is swimming.

the hamster runs



The hamster runs.

horse The eats.

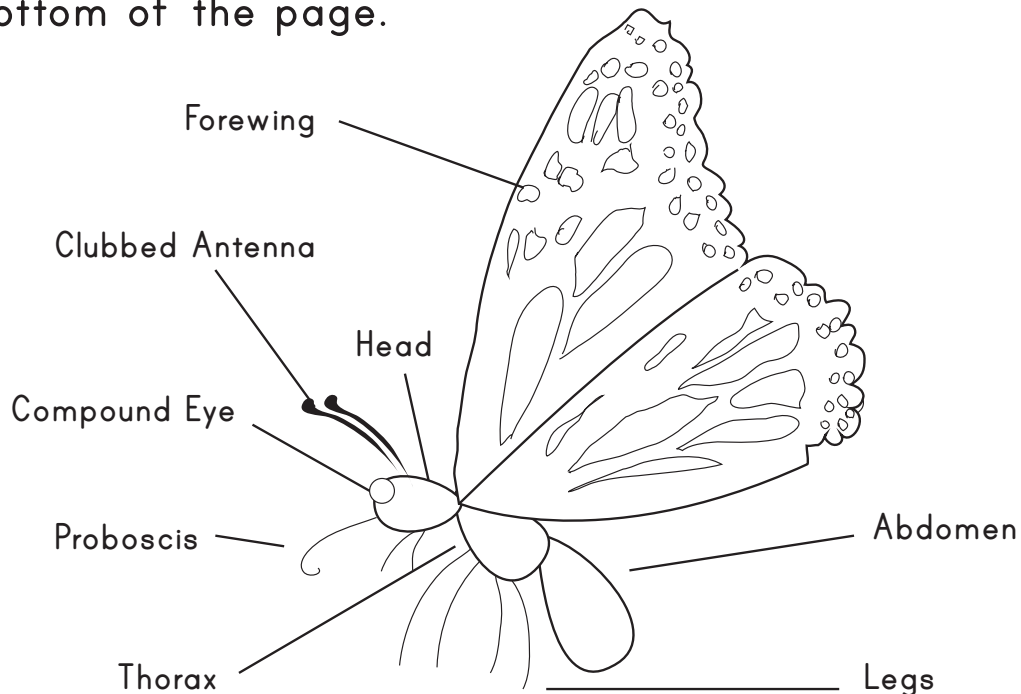


The horse eats.

Answer Sheet

ANSWERS All About Butterflies

Look at the picture and fill in the blanks using the words at the bottom of the page.



Butterflies are a kind of INSECT that have compound EYES, six LEGS, and two ANTENNAE on the top of their head. They have colorful WINGS and a long straw-like tongue called a PROBOSCIS.

insect, legs, wings, antennae, proboscis, eyes

Answer Sheet


Punctuation: At the Beach

Name: _____

Date: _____

Finish each sentence by writing a question mark, exclamation mark, or period.

I love to swim .



Did you see that turtle ?

Wow, that is the biggest sand castle !

Do you know where the shovel is ?

I'm going to make a mermaid in the sand .

Can we get ice cream after lunch ?

That surfer went up really high !

Are dogs allowed on the beach ?

