



Get Ready for FIRST GRADE

1ST
GRADE



The princess is
kissing a toad.



The king is
writing.




Table of Contents

Get Ready for First Grade

Say Short Vowels *
Spell Out Short Vowel Words *
Write the Short Vowel Words *
Spell Out the Silent "E" *
Long Vowel Review *
Write the Long Vowel Words *
Digraph Sound Review *
Digraph Sound Review #2 *
Beginning Blends Review *
Ending Blends Review *
Underwater Mystery Color by Word *
Jungle Mystery Color by Word *
Trace and Count: Teen Numbers *
Color and Compare Animals *
Catch the Greater Fish *
Counting Fruit Addition *
Travel Subtraction *
Early Bird Color by Number *
Camp Counting *
Hungry Kitty Number Maze *
Ball Game: Dot to Dot Counting *
Basic Shapes: Color and Count *
Match and Color 3D Shapes *
Buzzing Bugs Addition *

My Reading Shelf
My Reading Reflection Journal
Choose the Caption *
Make a Dinosaur Storyboard
Make a Mini Storybook: The Hungry Duck
Make a Mini Storybook: The Pig
The Sleepy Sloth Gets Lost *
Where Can I Pet the Kitty? *
Words I See Around Me
Table of Contents - Cat Care *
Complete the Summer Story: Common Sight Words *
Complete the Story Sight Words *
Would You Rather Sail or Fly?
My Favorite Pizza
How to Make Lemonade *
How to Build a Fort *
How Do We Play This Game?
Camping Safety Writing Prompt
All About My Neighborhood
All About My Summer
Nature Walk Acrostic Poems
Fill in the Sight Word *
Jump into Writing: Write a "Sloth" Sentence
Sentence Writing: Family

Certificate of Completion

Answer Sheets








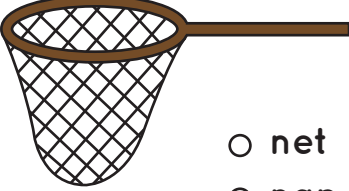




** Has an Answer Sheet*

Name: _____

Date: _____

Say Short Vowels

Sound out the words. Choose the word that matches the picture by filling in the circle.








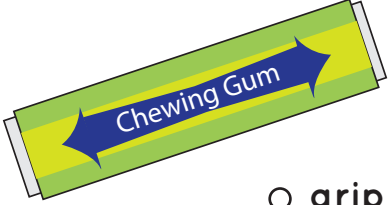




 <ul style="list-style-type: none"><input type="radio"/> cup<input type="radio"/> crab<input type="radio"/> cat	 <ul style="list-style-type: none"><input type="radio"/> flag<input type="radio"/> fun<input type="radio"/> fig	 <ul style="list-style-type: none"><input type="radio"/> mud<input type="radio"/> met<input type="radio"/> map
 <ul style="list-style-type: none"><input type="radio"/> bus<input type="radio"/> bin<input type="radio"/> bump	 <ul style="list-style-type: none"><input type="radio"/> jug<input type="radio"/> jam<input type="radio"/> jig	 <ul style="list-style-type: none"><input type="radio"/> bib<input type="radio"/> bum<input type="radio"/> bat
 <ul style="list-style-type: none"><input type="radio"/> mat<input type="radio"/> mug<input type="radio"/> mitt	 <ul style="list-style-type: none"><input type="radio"/> net<input type="radio"/> nap<input type="radio"/> nut	 <ul style="list-style-type: none"><input type="radio"/> net<input type="radio"/> nest<input type="radio"/> nod
 <ul style="list-style-type: none"><input type="radio"/> hut<input type="radio"/> hen<input type="radio"/> hum	 <ul style="list-style-type: none"><input type="radio"/> bell<input type="radio"/> bump<input type="radio"/> bus	 <ul style="list-style-type: none"><input type="radio"/> sand<input type="radio"/> sent<input type="radio"/> sock

Name: _____

Date: _____

Say Short Vowels

Sound out the words. Choose the word that matches the picture by filling in the circle.

 <ul style="list-style-type: none"><input type="radio"/> dig<input type="radio"/> dog<input type="radio"/> dip	 <ul style="list-style-type: none"><input type="radio"/> mug<input type="radio"/> mock<input type="radio"/> men	 <ul style="list-style-type: none"><input type="radio"/> lap<input type="radio"/> lip<input type="radio"/> lock
 <ul style="list-style-type: none"><input type="radio"/> wag<input type="radio"/> won<input type="radio"/> wig	 <ul style="list-style-type: none"><input type="radio"/> fish<input type="radio"/> fit<input type="radio"/> fat	 <ul style="list-style-type: none"><input type="radio"/> pet<input type="radio"/> pig<input type="radio"/> pad
 <ul style="list-style-type: none"><input type="radio"/> sun<input type="radio"/> stop<input type="radio"/> set	 <ul style="list-style-type: none"><input type="radio"/> grip<input type="radio"/> gum<input type="radio"/> grin	 <ul style="list-style-type: none"><input type="radio"/> bit<input type="radio"/> butt<input type="radio"/> bib
 <ul style="list-style-type: none"><input type="radio"/> tack<input type="radio"/> tub<input type="radio"/> tip	 <ul style="list-style-type: none"><input type="radio"/> lid<input type="radio"/> lack<input type="radio"/> lip	 <ul style="list-style-type: none"><input type="radio"/> nap<input type="radio"/> nut<input type="radio"/> net

Name: _____

Date: _____

Spell Out Short Vowel Words

Write the missing vowel for each word below.

Choose from:


a

e


i

o


u



p _ n



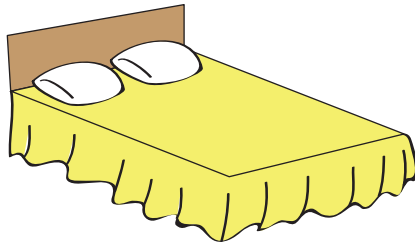
w _ b



b _ x




h _ t




b _ d



l _ g



f _ n



r _ t



c _ t

Name: _____

Date: _____

Write the Short Vowel Words

Read the words from the word box. Write the words to match the pictures below.

wordbox

frog clock jam fish man mop
hen bib can bag map van

























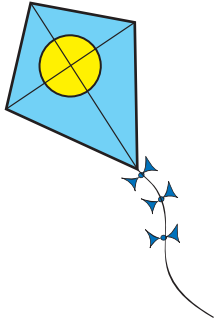


Name: _____


Date: _____

Spell Out the Silent "e"


Fill in the silent "e" to spell the word that matches the photo.



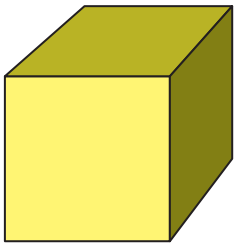
kit



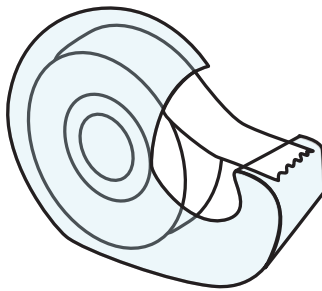
lim




plan



cub




tap



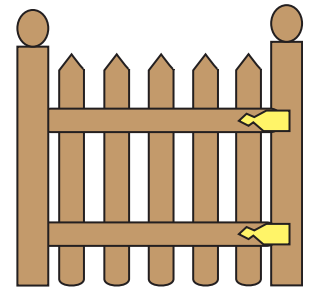
tim



not



cav




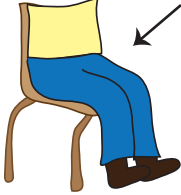













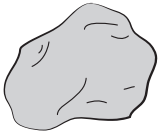
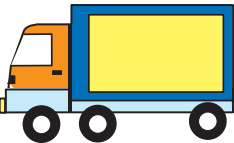



gat

Name: _____

Date: _____

Long Vowel Review

Circle each word in the row that has the same vowel sound.

1. Long a	 bake	 lap	 map	 rake
2. Long e	 red	 head	 feet	 meat
3. Long i	 pig	 chick	 ice	 slice
4. Long o	 toad	 stop	 smoke	 rock
5. Long u	 truck	 tube	 plum	 flute

Name: _____

Date: _____

Write the Long Vowel Words

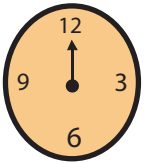
Read the words from the word box. Write the words to match the pictures below.

wordbox

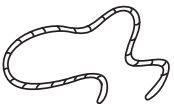
time bone goat smoke home
bee rope globe cube pine







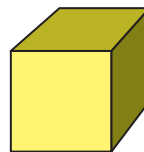


















Name: _____

Date: _____

Digraph Sound Review

Fill in the blanks with the correct sound.

Choose from the sounds **sh** , **ph** or **th**

Then, draw a line from the word to its picture.

__ __ ark



slo __ __



__ __ one




__ __ rimp



__ __ oto



ear __ __



Name: _____

Date: _____

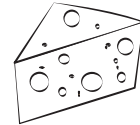
Digraph Sound Review #2

Fill in the blanks with the correct sound.


Choose from the sounds **ch** , **qu** or **wh**

Then, draw a line from the word to its picture.


__ __ een




__ __ ilt




__ __ eese



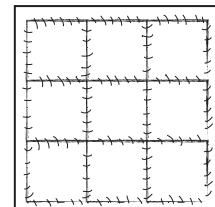
bea __ __



__ __ ale



__ __ eel




Name: _____

Date: _____

Beginning Blends Review

Look at each picture. Which letters match the beginning of the word? Color in the bubble next to the correct answer.

1.



fl



tr




gr



fr



2.



pl



gr




gl



pr



3.



br



cl



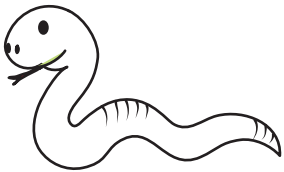
sr



cr



4.



sn



tr



sl



pl



5.



cl



br



sp



pr



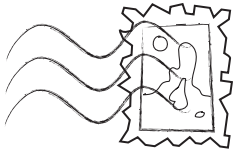
Name: _____

Date: _____

Ending Blends Review

Look at each picture. Which letters match the end of the word? Color in the bubble next to the correct answer.

1.



rt



rk



mp



sp



2.



mp



nk




sk



wt



3.



gh



lt



st



ft



4.



ld



nd



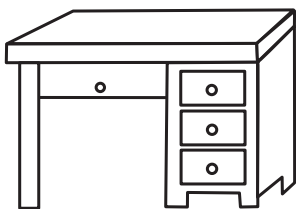
st



rt



5.



st



sk



pt



lt



Name: _____

Date: _____

Underwater Mystery Color by Word

Complete the picture by using the color code for each word.


a = 


at = 

he = 

in = 

no = 

see = 




Name: _____

Date: _____

Jungle Mystery Color by Word

Complete the picture by using the color code for each word.


- | | | | | | |
|----|---|---|-----|---|---|
| I | = |  | is | = |  |
| so | = |  | the | = |  |
| an | = |  | and | = |  |



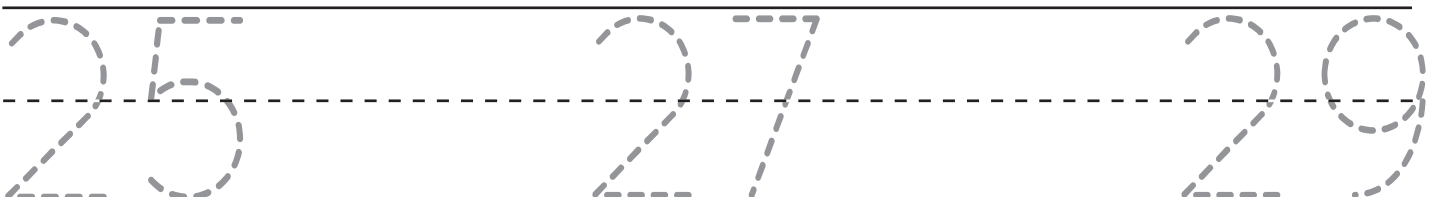
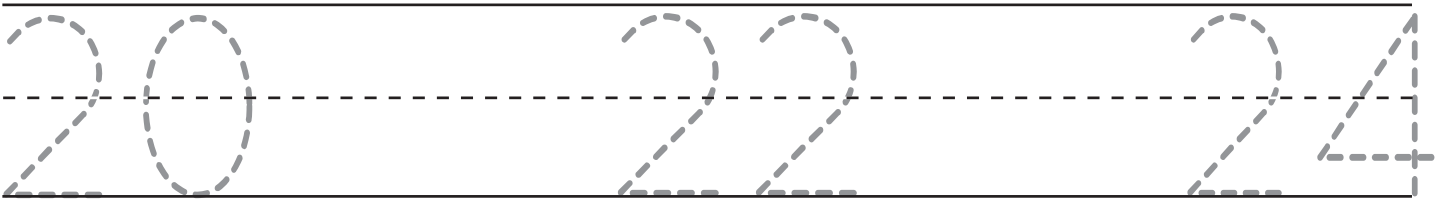
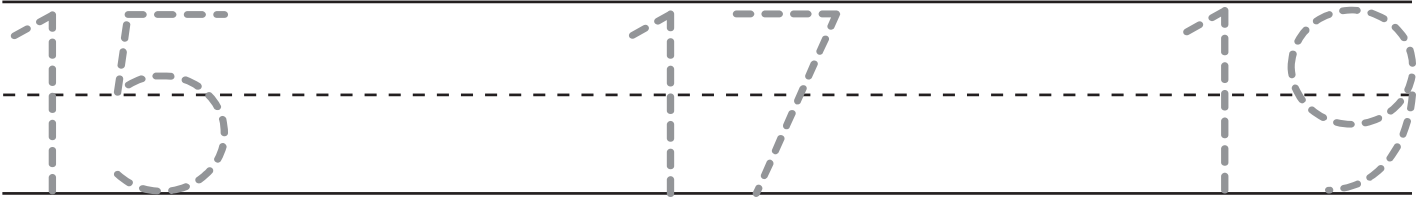
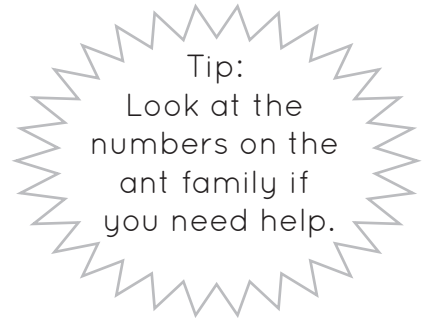
Name: _____

Date: _____

Trace and Count: Teen Numbers



Trace all the numbers. Then, write the numbers that are missing on each line.




Name: _____

Date: _____


Color and Compare Animals

Color the objects. In each pair, circle the bigger one.

1. _____





4. _____



2. _____

5. _____




3. _____

6. _____

Draw a heavier animal.

Draw a taller animal.








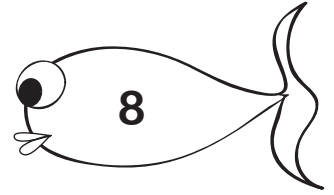
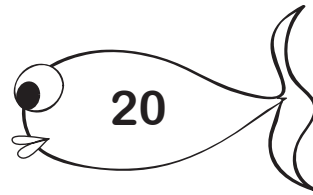






Name: _____

Date: _____

Catch the Greater Fish

Compare the fish, then color the one containing the larger number.



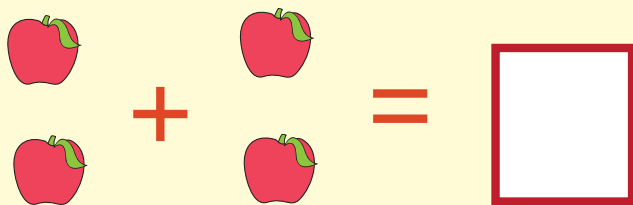

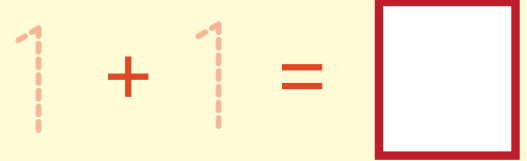



Name: _____

Date: _____

Counting Fruit Addition

Count the fruit to complete each addition problem. Then, trace the numbers and write your answers in the empty box.

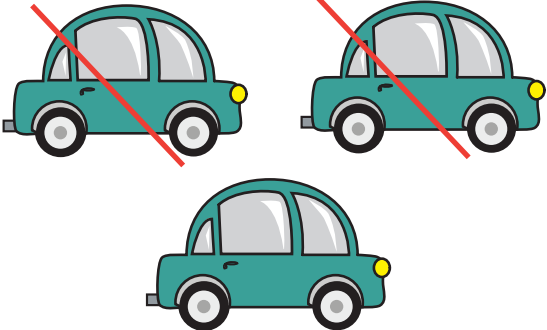
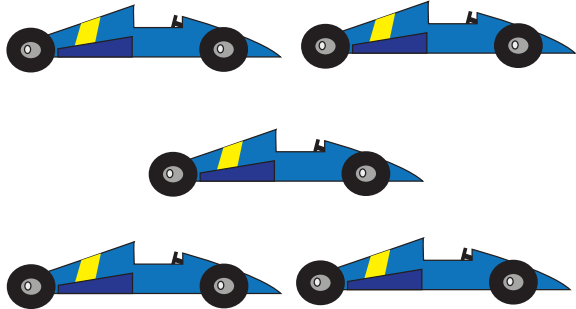

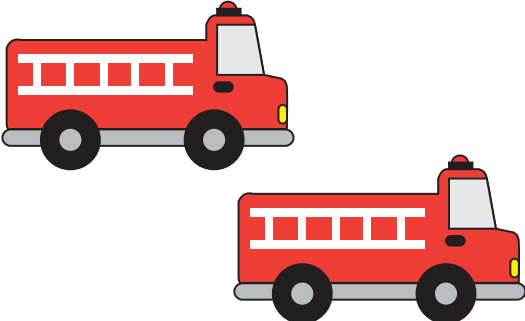


Name: _____

Date: _____

Travel Subtraction

Count and cross out the cars according to the directions. Then write down the numbers and subtract. See the example.

	<p>How many cars are there?</p>	<p>3</p>
	<p>Cross out 2 cars.</p>	$\begin{array}{r} - 2 \\ \hline \end{array}$
	<p>How many cars are left?</p>	<p>1</p>
	<p>How many race cars are there?</p>	
	<p>Cross out 1 race car.</p>	<p>—</p>
	<p>How many race cars are left?</p>	
	<p>How many taxis are there?</p>	
	<p>Cross out 2 taxis.</p>	<p>—</p>
	<p>How many taxis are left?</p>	
	<p>How many fire trucks are there?</p>	
	<p>Cross out 1 fire truck.</p>	<p>—</p>
	<p>How many fire trucks are left?</p>	


Name: _____

Date: _____

Early Bird Color by Number

Add or subtract the problems. Color the spaces to match the answers in the code below.

2 = yellow 	4 = orange 
3 = blue 	5 = green 



Name: _____

Date: _____



Camp Counting

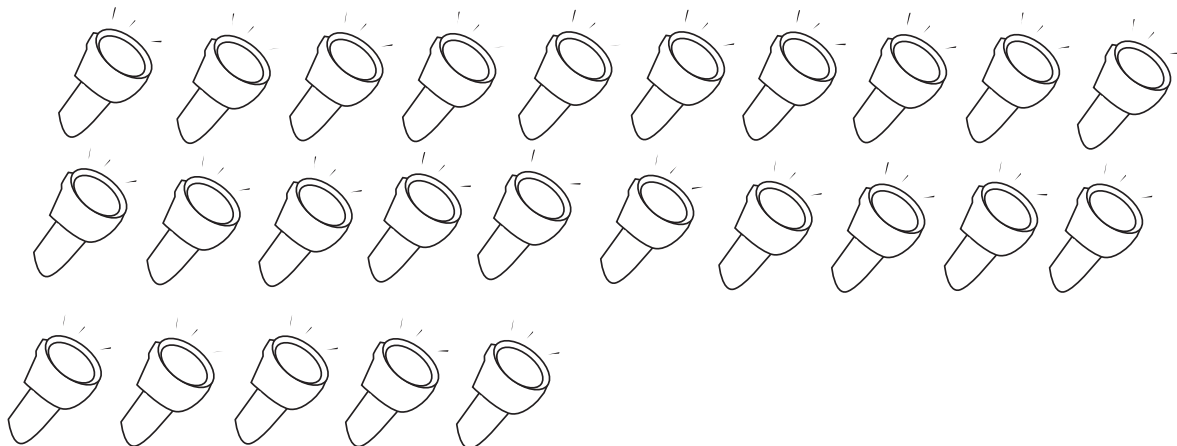
Color the correct number of campsite objects shown in each group.




13



19



17





Name: _____

Date: _____

Hungry Kitty Number Maze

Cuddles the cat is hungry, can you help? Help Cuddles count from 1 to 15 and find her dinner. Start with the number 1 and draw a line through the maze from 1 to 20.

		1	2	3	6
		9	10	4	5
1	9	1	8	7	6
12	11	10	9	7	18
13	14	15	11	5	15
15	17	16	3		
5	18	19	20		

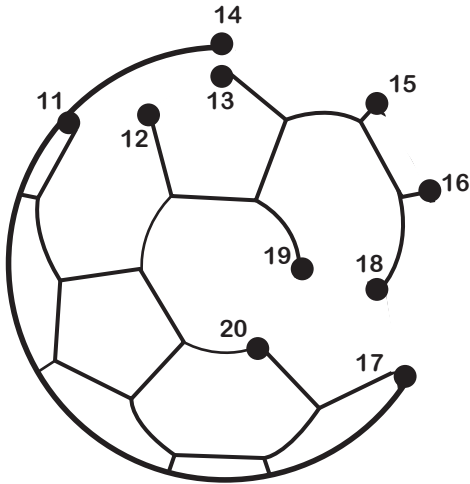
Name: _____

Date: _____

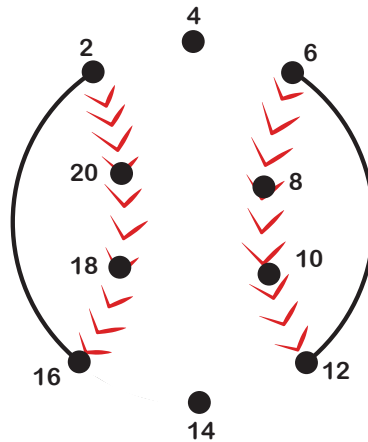
Ball Game: Dot to Dot Counting

Follow the counting pattern to connect the dots. Then color in each picture!

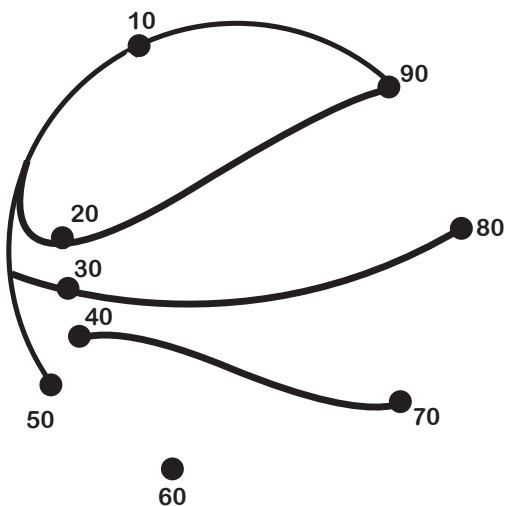
Count to connect the dots.



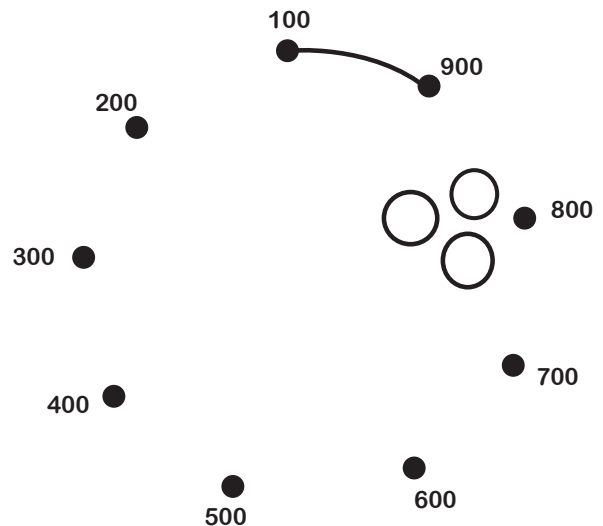
Count by 2s to connect the dots.



Count by 10s to connect the dots.



Count by 100s to connect the dots.




Name: _____

Date: _____

Basic Shapes: Color and Count

 circle	 square	 triangle	 rectangle
--	--	--	---



How many squares are there? _____

How many circles are there? _____

How many triangles are there? _____

How many rectangles are there? _____

Name: _____

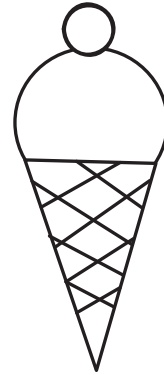
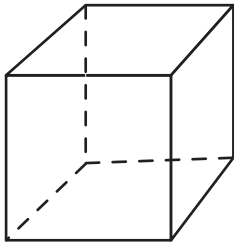
Date: _____

Match and Color 3D Shapes

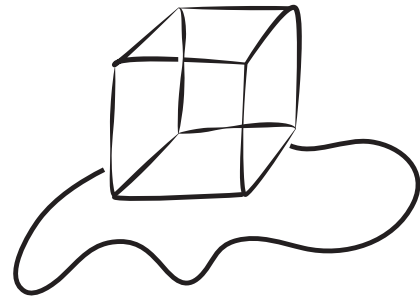
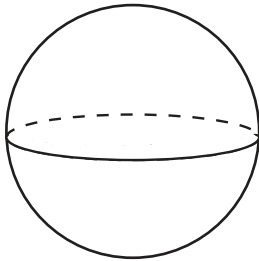
Match up the 3-D shapes with these everyday objects by drawing a line to connect them.

Then, color in the objects.


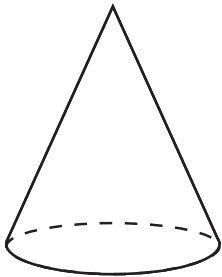
Cube




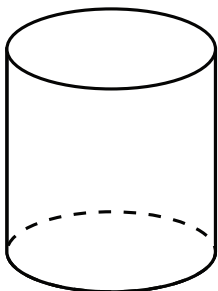
Sphere



Cone



Cylinder




Buzzing Bugs Addition

Add the numbers. Use the bugs to help you count.


1.

$$\begin{array}{r} 2 \\ + 2 \\ \hline \end{array}$$



2.

$$\begin{array}{r} 2 \\ + 1 \\ \hline \end{array}$$



3.

$$\begin{array}{r} 3 \\ + 3 \\ \hline \end{array}$$


4.

$$\begin{array}{r} 6 \\ + 4 \\ \hline \end{array}$$



5.

$$\begin{array}{r} 2 \\ + 8 \\ \hline \end{array}$$



6.

$$\begin{array}{r} 9 \\ + 3 \\ \hline \end{array}$$


7.

$$\begin{array}{r} 6 \\ + 3 \\ \hline \end{array}$$



8.

$$\begin{array}{r} 4 \\ + 1 \\ \hline \end{array}$$



9.

$$\begin{array}{r} 3 \\ + 1 \\ \hline \end{array}$$



10.

$$\begin{array}{r} 7 \\ + 3 \\ \hline \end{array}$$


11.

$$\begin{array}{r} 4 \\ + 4 \\ \hline \end{array}$$


12.

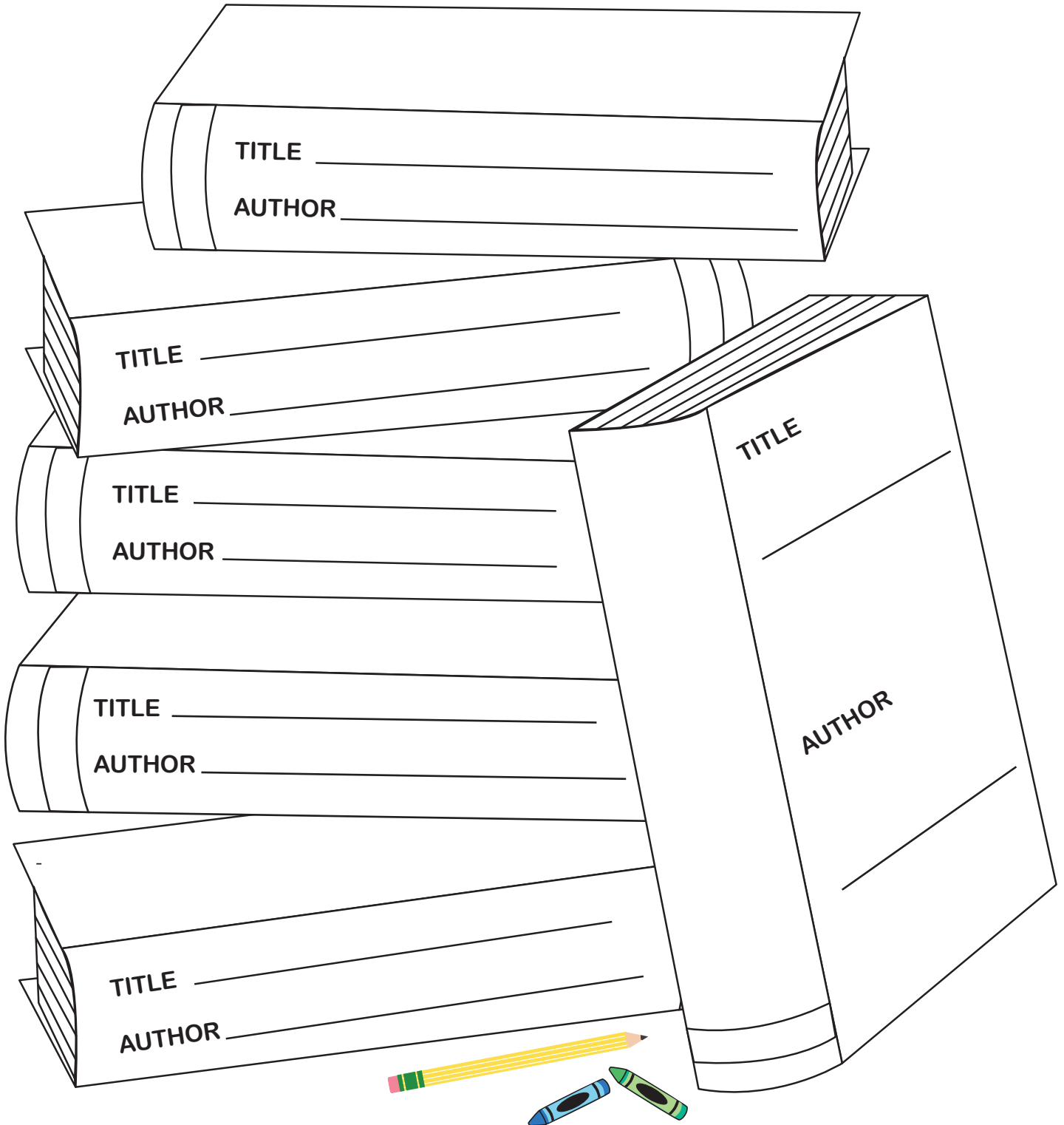
$$\begin{array}{r} 5 \\ + 1 \\ \hline \end{array}$$


Name: _____

Date: _____

My Reading Shelf

Track your reading progress. When you finish a book, write the title of the book and name of the author on the spine of one of the books in the pile. Color the page when all the books are filled!



Name: _____

Date: _____




My Reading Reflection Journal

After you finish reading a book, answer the questions below.

Book Title: _____

Book Author: _____

Number of Pages: _____



Who is your favorite character in the book?



What is your favorite word from the story? What does that word mean?





How did the story end?

Make up a new ending for the story.




Name: _____

Date: _____

Choose the Caption

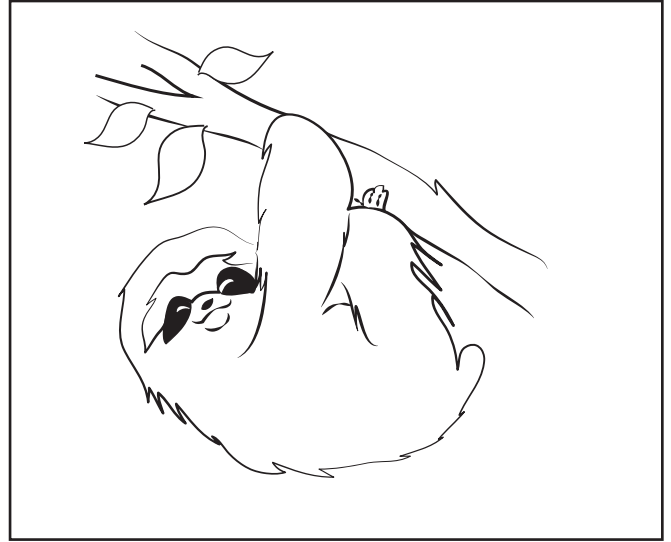
Look at each illustration. Describe what is going on in the picture. Color in the bubble next to the correct answer.

1.




- The cat is sleeping.
- The cat is playing.
- The cat is chasing a mouse.
- The cat is running from a dog.

2.



- The sloth is in a car.
- The sloth is at school.
- The sloth is at the library.
- The sloth is in a tree.

3.



- The princess is cleaning.
- The princess is eating.
- The princess is kissing a toad.
- The princess is driving.

4.



- The king is reading.
- The king is crying.
- The king is writing.
- The king is laughing.






Name: _____

Date: _____

Make a Dinosaur Storyboard

This is a silly poem! Draw the story of the poem in the boxes below.

I want to be a great big dinosaur,
That is what I really want to be!
For if I were a great big dinosaur,
Everyone would run away from me...
Ahhhh!!!!



Name: _____


Date: _____

Make a Mini Storybook: The Hungry Duck




To assemble the Mini-Books:

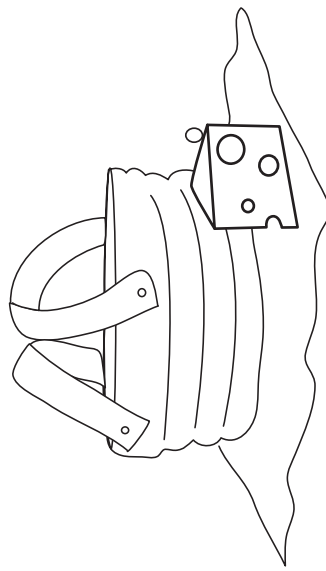
- 1. Cut on dotted lines
- 2. Fold on solid lines
- 3. Put pages in correct order
- 4. Staple along left edge




The Hungry Duck
1




Does the duck eat cheese? No!
3



FOLD



The duck loves to eat bugs.
8




The duck is very hungry now.
6

Date: _____


Name: _____

Make a Mini Storybook: The Hungry Duck




What does a hungry duck eat?

2




The duck found her favorite treat!

7



Does the duck eat gum? Yuck!

4



Does the duck eat cookies? No.

5

FOLD

To assemble the Mini-Books:

1. Cut on dotted lines
3. Put pages in correct order

2. Fold on solid lines
4. Staple along left edge

Name: _____


Date: _____

Make a Mini Storybook: The Pig

To assemble the
Mini-Books:


1. Cut on dotted lines
3. Put pages in correct order

2. Fold on solid lines
4. Staple along left edge




Where is my home?

1



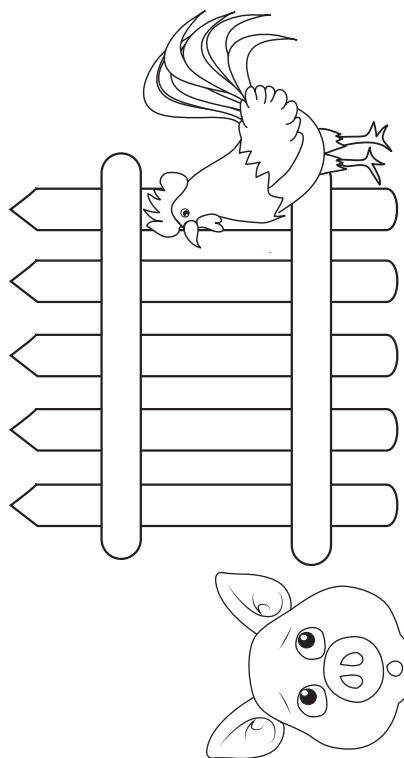
Does the pig live at the beach? No.

3



The pig loves her mom.

8







Does the pig live on a farm?

6

FOLD

Date: _____

Make a Mini Storybook: The Pig



FOLD



To assemble the Mini-Books:

1. Cut on dotted lines
2. Fold on solid lines
3. Put pages in correct order
4. Staple along left edge

Name: _____

Name: _____

Date: _____

The Sleepy Sloth Gets Lost

Read the story. Use the story to answer the questions below.



A sleepy sloth named Stevie lived with his family in a big jungle. One day, Stevie and his family went to the sea. Stevie was so sleepy from the journey, that he took a nap on the beach. When he woke up, Stevie did not see his family. He looked left. He looked right. Stevie was lost! Stevie started to sob. A sweet starfish saw Stevie sobbing. The starfish said, "Hi, are you lost?" Stevie said, "Yes, I can't find my family." So, the starfish helped Stevie look for his family on the beach. Stevie and the starfish heard a shout. "Stevie!" It was Stevie's family splashing in the sea. Stevie said thank you to the starfish.

What happened first in the story? _____

How did Stevie get lost? _____

Why did Stevie start to sob? _____

Who helped Stevie? _____

How did the story end? _____


Name: _____

Date: _____

Where Can I Pet the Kitty?

Do you want to pet the kitty? Let's name the parts of kitty's body. Choose the correct word for each label and write it in the box. Then, color the kitty!

wordbox eyes, paw, nose, tail, head, belly, ears



Name: _____

Date: _____



Words I See Around Me



Words are all around you. Next time you see a word you like, write it down and draw a picture of the place where you saw the word.

Word	Draw the picture

Name: _____

Date: _____

Table of Contents - Cat Care

Read the table of contents. Use it to answer the questions below.

Caleb's Book of Cat Care

Table of Contents

Chapter 1: Types of Cats	3
Indoor	4
Outdoor	5
Longhair	6
Shorthair	7
Chapter 2: Cat Behavior	8
Eating	9-11
Sleeping	12-14
Activity	15-17
Chapter 3: Adopting a Cat	18
Getting Ready	19-20
Picking a Cat	20-22
Taking Your Cat Home	23-27
Chapter 4: Taking Care of Your Cat ...	28
Food & Water	29-30
Litter Box	31-33
How to Play	34-35
Cat Bed	36
Health	37-40
Index	41
About the Author	42

How many chapters are in this book? _____

On what page can you read about getting ready to adopt a cat? _____

On what page can you read about setting up a litter box for your cat? _____

On what page can you learn more about the person who wrote the book? _____

What is chapter 3 about? _____

If you opened to page 38, what would you read about? _____

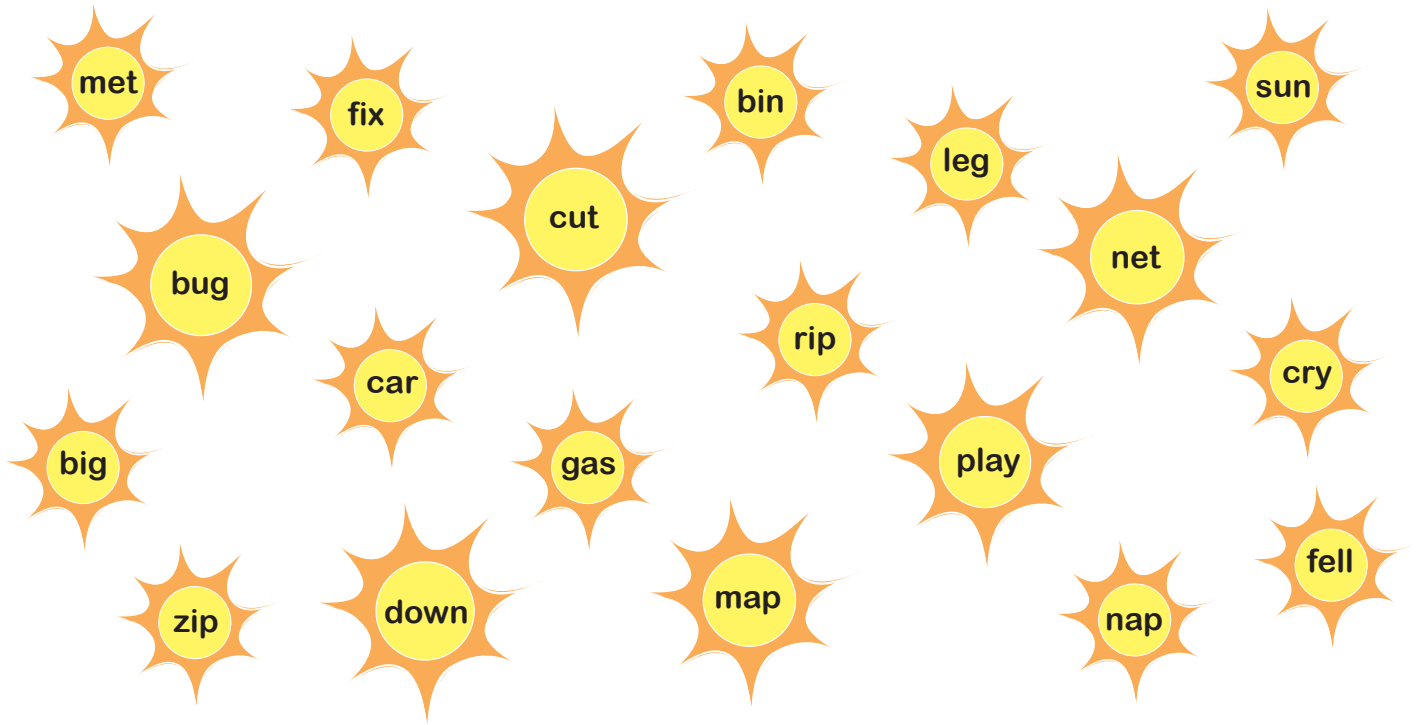
If you wanted to learn more about why cats sleep so much, which page would you turn to? _____

Name: _____

Date: _____

Complete the Summer Story: Common Sight Words

Choose a word below to complete each sentence.



During the summer, I love to _____ with my friends.

But I _____ off my bike this morning.

It hurt so much that I let out a loud _____.

My brother put a bandage on my _____.

My dad stitched the _____ in my shirt.

My mom will _____ my broken bike.

The _____ is still shining, so I went back out to play.


I love to go _____ the slide.

Name: _____

Date: _____

Complete the Story with Sight Words

Choose a word below to complete each sentence.



We _____ to the park.

Alice _____ to my birthday party.

I _____ a kitten.

Look at _____ new puppy!

What do you _____ to eat?

I love to _____ my bike.

My dog is hiding _____ the bed.


Erin _____ to the bus.

Name: _____

Date: _____

Would You Rather Sail or Fly?

Would you rather go sailing in a boat or fly in an airplane? Write about why you made that choice.



I would rather

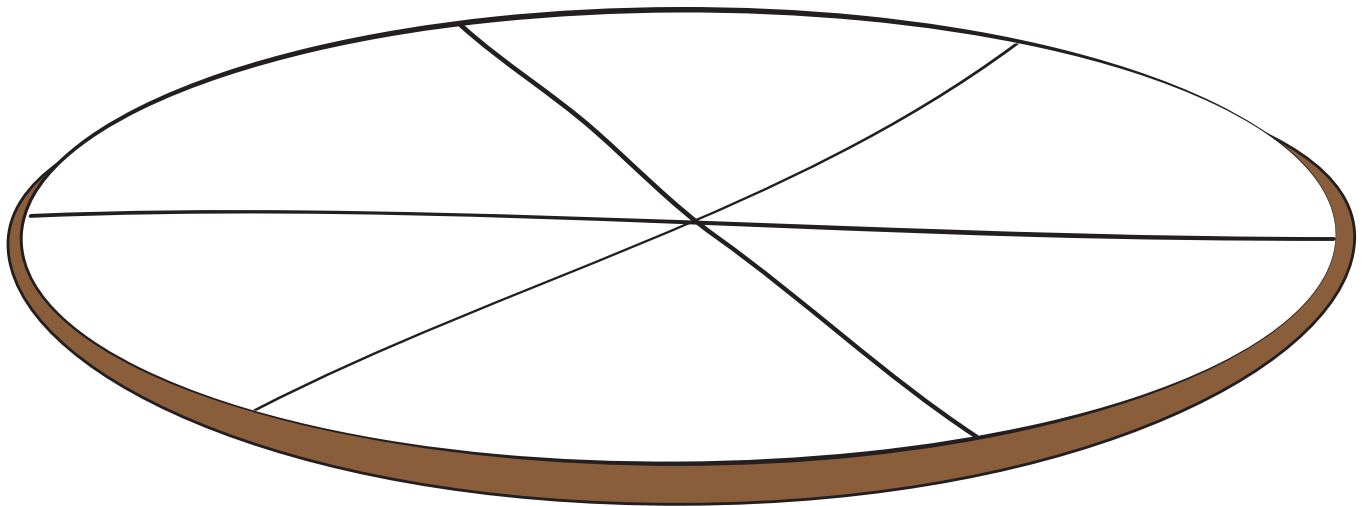
Name: _____

Date: _____

My Favorite Pizza



Draw and write about your favorite kind of pizza. Does it have cheese? Toppings?




My favorite pizza is

How To Make Lemonade

Look at the pictures and write down the steps to make a lemonade.


What You Need:



lemon




water




spoon




sugar




Step 1.



Step 2.



Step 3.




Step 4.

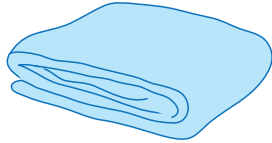
How to Build a Fort

You know how to build a fort. Write a sentence explaining each step pictured below.

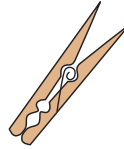
What You Need:



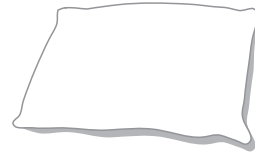
chairs




blankets



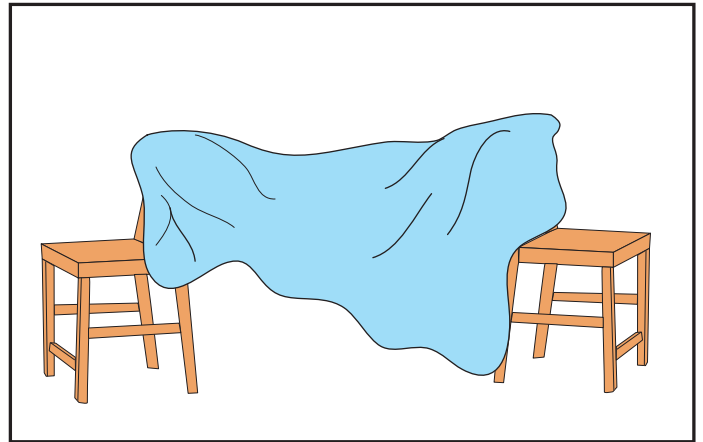
clothespins



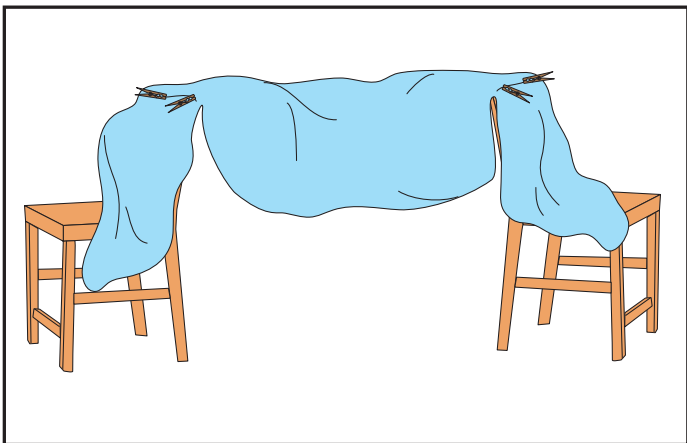
pillows



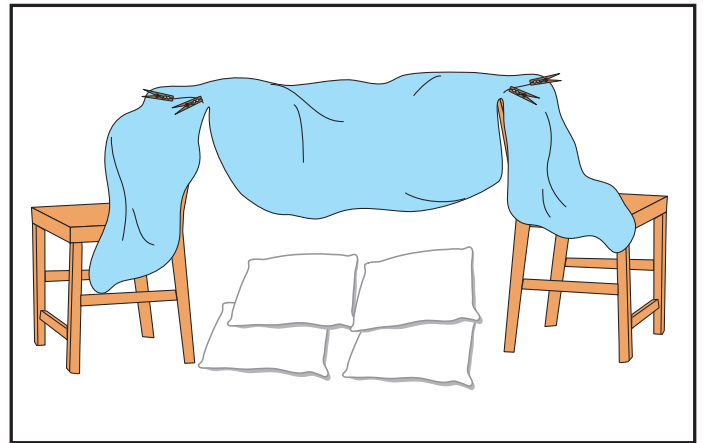
Step 1.



Step 2.



Step 3.



Step 4.

Name: _____

Date: _____



How Do We Play This Game?

Imagine you and a new friend want to play a game. But your new friend doesn't know how to play this game. Use the graphic organizer to explain how to play the game.

Items You Need



Explain the Rules




How to Play

Name: _____

Date: _____

Camping Safety Writing Prompt

This is a great spot to camp! Draw your campsite in to this forest scene. Don't forget a tent, campfire, and animals! Use the back of this page to write safety tips for camping.




Name: _____

Date: _____




All About My Neighborhood

Draw and write about your neighborhood.



Draw a person in your neighborhood.

Write about a person in your neighborhood.




Draw a place in your neighborhood.

Write about a place in your neighborhood.



Draw an animal in your neighborhood.

Write about an animal in your neighborhood.



Name: _____

Date: _____

All About My Summer

Draw and write about your summer.



Draw a person you saw this summer.

Write about a person you saw this summer.



Draw a place you visited this summer.

Write about a place you visited this summer.



Draw an activity you liked doing this summer.

Write about an activity you liked doing this summer.




Name: _____

Date: _____

Nature Walk Acrostic Poems



Acrostic poems are simple poems in which the first letter of each line forms a word or phrase. An acrostic poem can describe the subject or even tell a brief story about it. Write an acrostic poem that describes each word provided.

T _____
R _____
E _____
E _____



S _____
U _____
N _____

C _____
L _____
O _____
U _____
D _____



B _____
I _____
R _____
D _____



F _____
L _____
O _____
W _____
E _____
R _____

Name: _____

Date: _____

Fill in the Sight Word

Use the word to fill in the blanks of each sentence.


the out is are in went on



Her foot got stuck in _____ mud.



My book _____ still in the car.



My eyes _____ brown.




The boy is playing _____ the swings.



The bottle of water is _____ my backpack.



The chicken eggs fell _____ of the basket.




The king and the prince _____ on a walk.

Name: _____

Date: _____

Sentence Writing


Trace then write the word "sloth" on the lines below.



sloth

Write a story about a sloth.

Draw a picture in the box to go with your story.



Follow these steps to draw your own sloth!

1



2



3



4



5




Name: _____

Date: _____

Sentence Writing: Family

Complete the sentences below.




1. The names of my family members are _____

2. My favorite thing about my mom is _____

3. My favorite way to spend time with my family is _____

4. I feel happy when my family _____



5. During the holidays, my family _____

6. My family teaches me _____

7. If I could give a gift to a family member, it would be

_____ for my


_____ because





Great job!

is an ThuVienTiengAnh.Com superstar!



Answer Sheets

Get Ready for First Grade

Say Short Vowels
Spell Out Short Vowel Words
Write the Short Vowel Words
Spell Out the Silent "E"
Long Vowel Review
Write the Long Vowel Words
Digraph Sound Review
Digraph Sound Review #2
Beginning Blends Review
Ending Blends Review
Underwater Mystery Color by Word
Jungle Mystery Color by Word
Trace and Count: Teen Numbers
Color and Compare Animals
Catch the Greater Fish
Counting Fruit Addition
Travel Subtraction
Early Bird Color by Number
Camp Counting
Hungry Kitty Number Maze
Ball Game: Dot to Dot Counting
Basic Shapes: Color and Count
Match and Color 3D Shapes
Buzzing Bugs Addition

Choose the Caption
The Sleepy Sloth Gets Lost
Where Can I Pet the Kitty?
Table of Contents - Cat Care
Complete the Summer Story: Common Sight Words
Complete the Story Sight Words
How to Make Lemonade
How to Build a Fort
Fill in the Sight Word


Answer Sheet

Name: _____


Date: _____

Say Short Vowels

Sound out the words. Choose the word that matches the picture by filling in the circle.




- cup
- crab
- cat




- flag
- fun
- fig



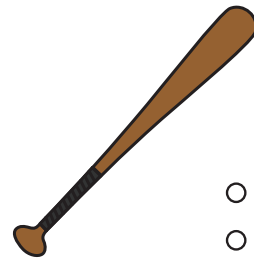
- mud
- met
- map



- bus
- bin
- bump




- jug
- jam
- jig



- bib
- bum
- bat




- mat
- mug
- mitt




- net
- nap
- nut



- net
- nest
- nod



- hut
- hen
- hum



- bell
- bump
- bus



- sand
- sent
- sock












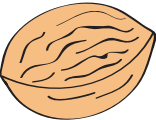
Answer Sheet

Name: _____

Date: _____

Say Short Vowels

Sound out the words. Choose the word that matches the picture by filling in the circle.

 <ul style="list-style-type: none"><input type="radio"/> dig<input checked="" type="radio"/> dog<input type="radio"/> dip	 <ul style="list-style-type: none"><input checked="" type="radio"/> mug<input type="radio"/> mock<input type="radio"/> men	 <ul style="list-style-type: none"><input type="radio"/> lap<input type="radio"/> lip<input checked="" type="radio"/> lock
 <ul style="list-style-type: none"><input type="radio"/> wag<input type="radio"/> won<input checked="" type="radio"/> wig	 <ul style="list-style-type: none"><input checked="" type="radio"/> fish<input type="radio"/> fit<input type="radio"/> fat	 <ul style="list-style-type: none"><input type="radio"/> pet<input checked="" type="radio"/> pig<input type="radio"/> pad
 <ul style="list-style-type: none"><input checked="" type="radio"/> sun<input type="radio"/> stop<input type="radio"/> set	 <ul style="list-style-type: none"><input type="radio"/> grip<input checked="" type="radio"/> gum<input type="radio"/> grin	 <ul style="list-style-type: none"><input type="radio"/> bit<input type="radio"/> butt<input checked="" type="radio"/> bib
 <ul style="list-style-type: none"><input type="radio"/> tack<input checked="" type="radio"/> tub<input type="radio"/> tip	 <ul style="list-style-type: none"><input checked="" type="radio"/> lid<input type="radio"/> lack<input type="radio"/> lip	 <ul style="list-style-type: none"><input type="radio"/> nap<input checked="" type="radio"/> nut<input type="radio"/> net

Answer Sheet

Name: _____

Date: _____

Spell Out Short Vowel Words

Write the missing vowel for each word below.

Choose from:

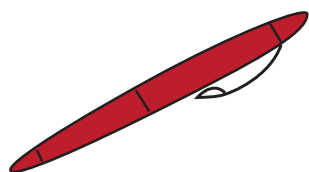
a

e


i

o


u



p e n




w e b



b o x




h a t




b e d




t e g



f a n



r a t



c a t

Answer Sheet

Name: _____

Date: _____

Write the Short Vowel Words

Read the words from the word box. Write the words to match the pictures below.

wordbox

frog clock jam fish man mop
hen bib can bag map van



man



bag



frog



van



bib




map



jam




hen




mop



can



clock



fish

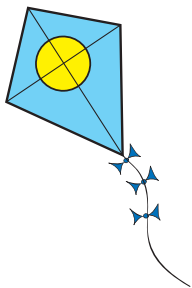
Answer Sheet

Name: _____


Date: _____

Spell Out the Silent "e"


Fill in the silent "e" to spell the word that matches the photo.



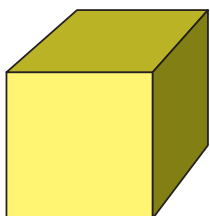
kite




lime



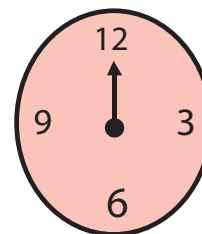
plane



cube




tape



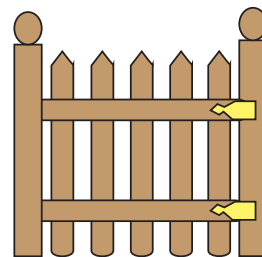
time



note



cave



gate

Answer Sheet

Name: _____

Date: _____

Long Vowel Review

Circle each word in the row that has the same vowel sound.

1.
Long
a



bake



lap



map




rake

2.
Long
e



red



head




feet



meat

3.
Long
i



pig



chick



ice



slice

4.
Long
o



toad



stop

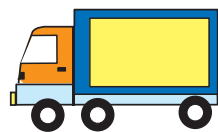


smoke



rock

5.
Long
u




truck



tube



plum



flute

Answer Sheet

Name: _____

Date: _____

Write the Long Vowel Words

Read the words from the word box. Write the words to match the pictures below.

wordbox

time bone goat smoke home
bee rope globe cube pine



bee



globe




time




home



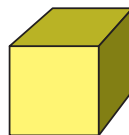
rope



pine



smoke



cube



goat



bone

Answer Sheet

Name: _____

Date: _____

Digraph Sound Review

Fill in the blanks with the correct sound.

Choose from the sounds **sh** , **ph** or **th**

Then, draw a line from the word to its picture.

s h ark


slo t h

p h one

s h rimp

p h oto

ear t h



Answer Sheet

Name: _____

Date: _____

Digraph Sound Review #2

Fill in the blanks with the correct sound.

Choose from the sounds **ch** , **qu** or **wh**

Then, draw a line from the word to its picture.

q u een

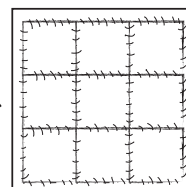



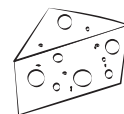
q u ilt

c h eese

beac h

w h ale

w h eel



Answer Sheet


Name: _____

Date: _____

Beginning Blends Review

Look at each picture. Which letters match the beginning of the word? Color in the bubble next to the correct answer.

1.



fl



tr



gr



fr



2.



pl



gr



gl



pr



3.



br



cl



sr



cr



4.



sn



tr



sl



pl



5.



cl



br



sp



pr



Answer Sheet

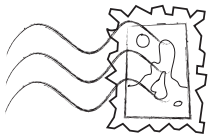
Name: _____

Date: _____

Ending Blends Review

Look at each picture. Which letters match the end of the word? Color in the bubble next to the correct answer.

1.



rt



rk



mp



sp



2.



mp



nk



sk



wt



3.



gh



lt



st



ft



4.



ld



nd



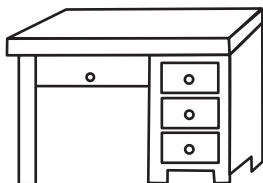
st



rt



5.



st



sk



pt



lt



Answer Sheet

Name: _____

Date: _____

Underwater Mystery Color by Word

Complete the picture by using the color code for each word.


a = 

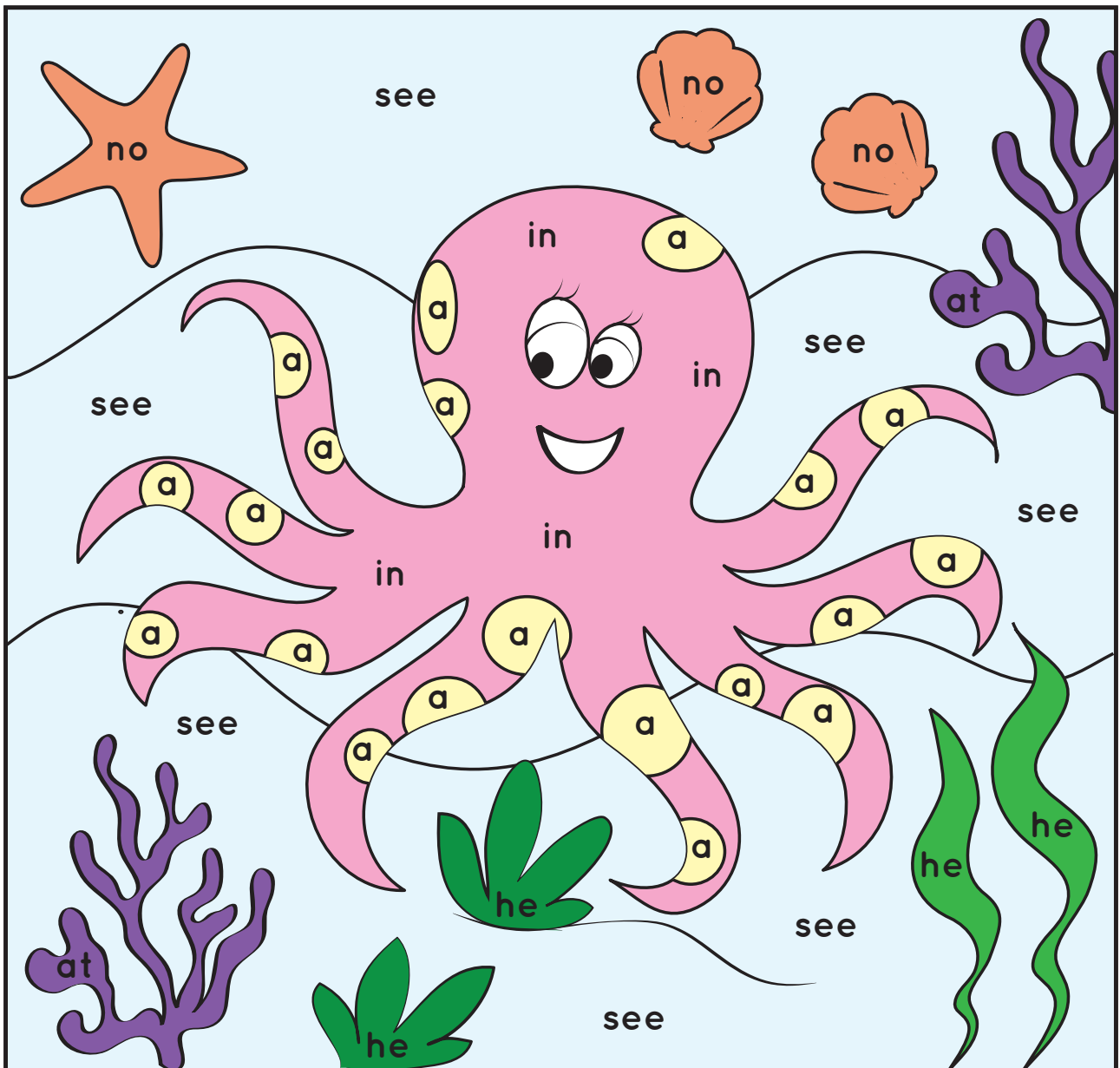
at = 

he = 

in = 

no = 

see = 



Answer Sheet


Name: _____

Date: _____

Jungle Mystery Color by Word

Complete the picture by using the color code for each word.

I	=	■	is	=	■
so	=	■	the	=	■
an	=	■	and	=	■




Answer Sheet

Name: _____

Date: _____

Trace and Count: Teen Numbers



Trace all the numbers. Then, write the numbers that are missing on each line.

Tip:
Look at the numbers on the ant family if you need help.

15 16 17 18 19

20 21 22 23 24

25 26 27 28 29

Answer Sheet



Name: _____

Date: _____


Color and Compare Animals

Color the objects. In each pair, circle the bigger one.


1. _____




4. _____



2. _____



5. _____






3. _____

Draw a heavier animal.

6. _____

Draw a taller animal.









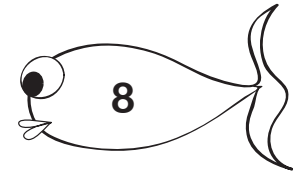





Answer Sheet

Name: _____

Date: _____

Catch the Greater Fish

Compare the fish, then color the one containing the larger number.




Answer Sheet

Name: _____


Date: _____

Counting Fruit Addition

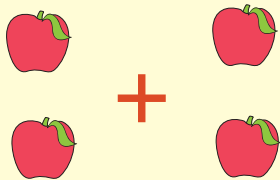
Count the fruit to complete each addition problem. Then, trace the numbers and write your answers in the empty box.

 $1 + 1 = \boxed{2}$

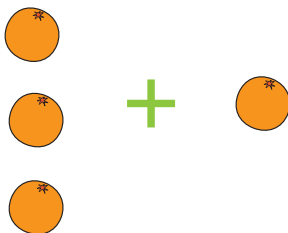
$1 + 1 = \boxed{2}$

 $2 + 3 = \boxed{5}$

$2 + 3 = \boxed{5}$

 $2 + 2 = \boxed{4}$

$2 + 2 = \boxed{4}$

 $3 + 1 = \boxed{4}$

$3 + 1 = \boxed{4}$

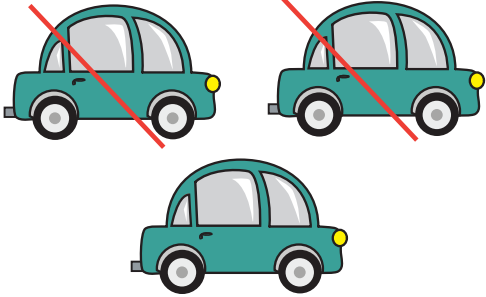
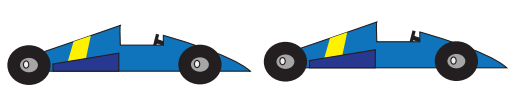

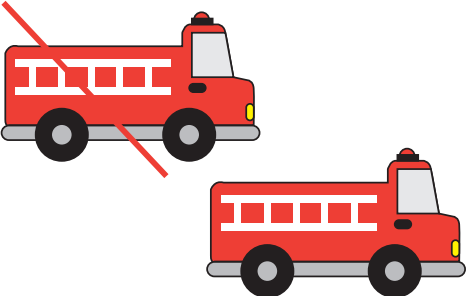
Answer Sheet

Name: _____

Date: _____

Travel Subtraction

Count and cross out the cars according to the directions. Then write down the numbers and subtract. See the example.

	How many cars are there?	3
	Cross out 2 cars.	$\begin{array}{r} - 2 \\ \hline \end{array}$
	How many cars are left?	1
	How many race cars are there?	5
	Cross out 1 race car.	$\begin{array}{r} - 1 \\ \hline \end{array}$
	How many race cars are left?	4
	How many taxis are there?	4
	Cross out 2 taxis.	$\begin{array}{r} - 2 \\ \hline \end{array}$
	How many taxis are left?	2
	How many fire trucks are there?	2
	Cross out 1 fire truck.	$\begin{array}{r} - 1 \\ \hline \end{array}$
	How many fire trucks are left?	1





Answer Sheet


Name: _____

Date: _____

Early Bird Color by Number

Add or subtract the problems. Color the spaces to match the answers in the code below.

2 = yellow 	4 = orange 
3 = blue 	5 = green 



Answer Sheet

Name: _____

Date: _____



Camp Counting

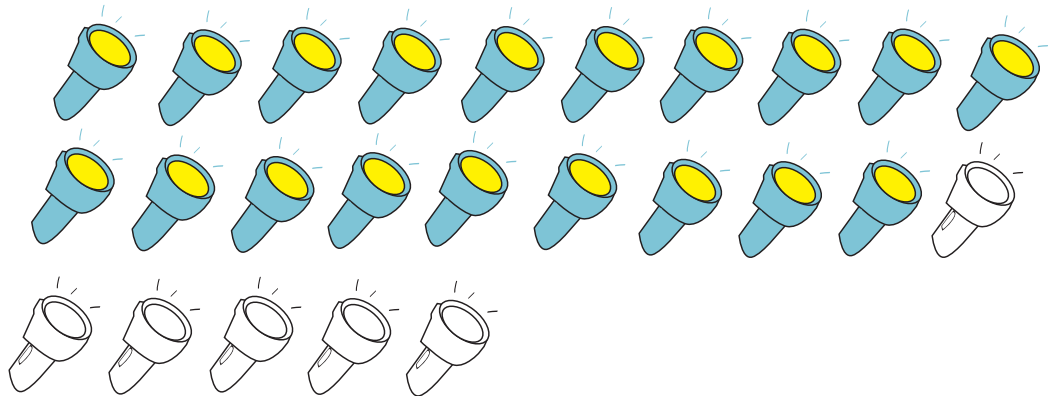
Color the correct number of campsite objects shown in each group.




13



19



17





Answer Sheet

Name: _____

Date: _____

Hungry Kitty Number Maze

Cuddles the cat is hungry, can you help? Help Cuddles count from 1 to 15 and find her dinner. Start with the number 1 and draw a line through the maze from 1 to 20.

	1	2	3	6	
	9	10	4	5	
1	9	1	8	7	6
12	11	10	9	7	18
13	14	15	11	5	15
15	17	16	3		
5	18	19	20		

Answer Sheet

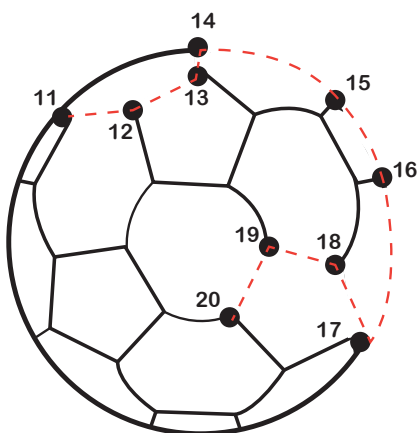
Name: _____

Date: _____

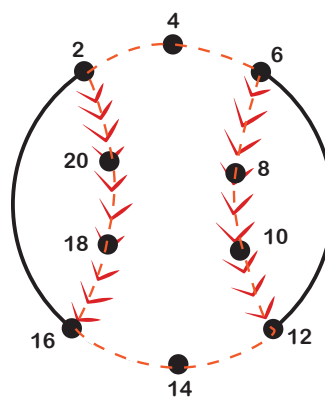
Ball Game: Dot to Dot Counting

Follow the counting pattern to connect the dots. Then color in each picture!

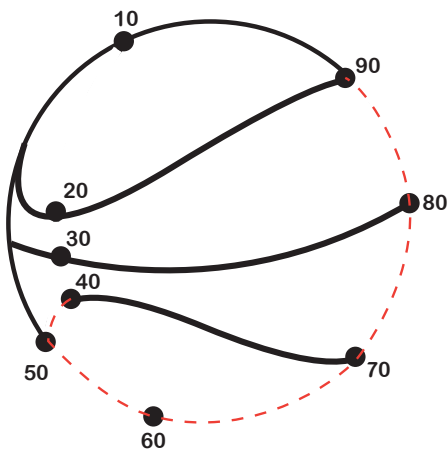
Count to connect the dots.



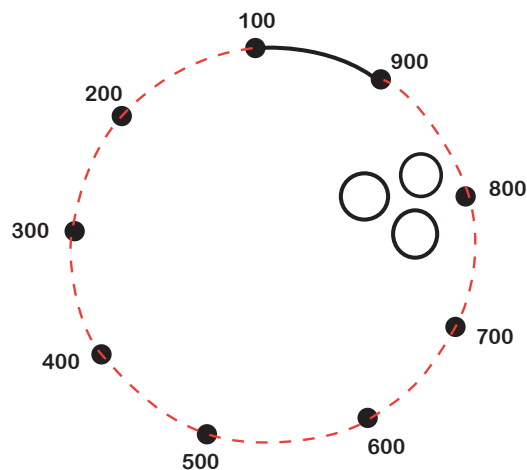
Count by 2s to connect the dots.



Count by 10s to connect the dots.



Count by 100s to connect the dots.




Answer Sheet

Name: _____

Date: _____

Basic Shapes: Color and Count

 circle	 square	 triangle	 rectangle
--	--	--	---



- How many squares are there? 8
- How many circles are there? 15
- How many triangles are there? 12
- How many rectangles are there? 7

Answer Sheet

Name: _____

Date: _____

Match and Color 3D Shapes

Match up the 3-D shapes with these everyday objects by drawing a line to connect them.

Then, color in the objects.

Cube

Sphere

Cone

Cylinder

Ice cream cone

Melting ice cube

Jar of jam

Ball

Answer Sheet

Buzzing Bugs Addition

Add the numbers. Use the bugs to help you count.

1.

$$\begin{array}{r} 2 \text{ ladybugs} \\ + 2 \text{ bees} \\ \hline 4 \end{array}$$

2.

$$\begin{array}{r} 2 \text{ ladybugs} \\ + 1 \text{ bee} \\ \hline 3 \end{array}$$

3.

$$\begin{array}{r} 3 \text{ ladybugs} \\ + 3 \text{ bees} \\ \hline 6 \end{array}$$

4.

$$\begin{array}{r} 6 \text{ ladybugs} \\ + 4 \text{ bees} \\ \hline 10 \end{array}$$

5.

$$\begin{array}{r} 2 \text{ ladybugs} \\ + 8 \text{ bees} \\ \hline 10 \end{array}$$

6.

$$\begin{array}{r} 9 \text{ ladybugs} \\ + 3 \text{ bees} \\ \hline 12 \end{array}$$

7.

$$\begin{array}{r} 6 \text{ ladybugs} \\ + 3 \text{ bees} \\ \hline 9 \end{array}$$

8.

$$\begin{array}{r} 4 \text{ ladybugs} \\ + 1 \text{ bee} \\ \hline 5 \end{array}$$

9.

$$\begin{array}{r} 3 \text{ ladybugs} \\ + 1 \text{ bee} \\ \hline 4 \end{array}$$

10.

$$\begin{array}{r} 7 \text{ ladybugs} \\ + 3 \text{ bees} \\ \hline 10 \end{array}$$

11.

$$\begin{array}{r} 4 \text{ ladybugs} \\ + 4 \text{ bees} \\ \hline 8 \end{array}$$

12.

$$\begin{array}{r} 5 \text{ ladybugs} \\ + 1 \text{ bee} \\ \hline 6 \end{array}$$

Answer Sheet


Name: _____

Date: _____

Choose the Caption

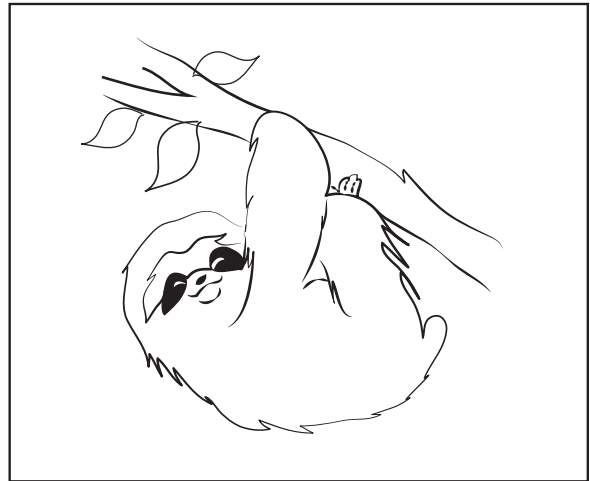
Look at each illustration. Describe what is going on in the picture. Color in the bubble next to the correct answer.

1.



- The cat is sleeping.
- The cat is playing.
- The cat is chasing a mouse.
- The cat is running from a dog.

2.



- The sloth is in a car.
- The sloth is at school.
- The sloth is at the library.
- The sloth is in a tree.

3.



- The princess is cleaning.
- The princess is eating.
- The princess is kissing a toad.
- The princess is driving.

4.



- The king is reading.
- The king is crying.
- The king is writing.
- The king is laughing.

Answer Sheet

Name: _____

Date: _____

The Sleepy Sloth Gets Lost

Read the story. Use the story to answer the questions below.



A sleepy sloth named Stevie lived with his family in a big jungle. One day, Stevie and his family went to the sea. Stevie was so sleepy from the journey, that he took a nap on the beach. When he woke up, Stevie did not see his family. He looked left. He looked right. Stevie was lost! Stevie started to sob. A sweet starfish saw Stevie sobbing. The starfish said, "Hi, are you lost?" Stevie said, "Yes, I can't find my family." So, the starfish helped Stevie look for his family on the beach. Stevie and the starfish heard a shout. "Stevie!" It was Stevie's family splashing in the sea. Stevie said thank you to the starfish.

What happened first in the story? Stevie and his family went to the sea.

How did Stevie get lost? Stevie took a nap.

Why did Stevie start to sob? Stevie lost his family.

Who helped Stevie? A starfish.

How did the story end? Stevie and the starfish found his family.

Answer Sheet

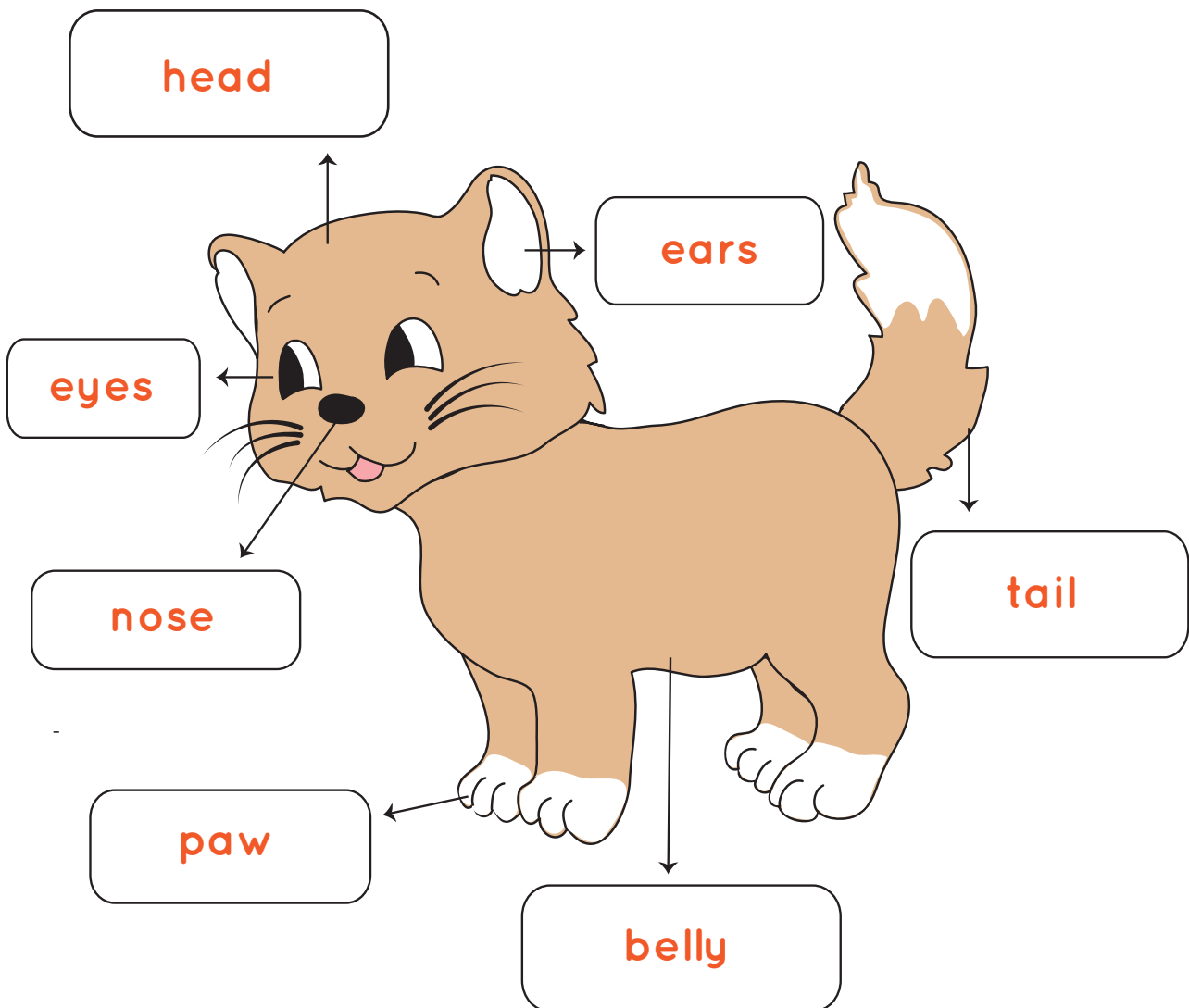
Name: _____

Date: _____

Where Can I Pet the Kitty?

Do you want to pet the kitty? Let's name the parts of kitty's body. Choose the correct word for each label and write it in the box. Then, color the kitty!

wordbox eyes, paw, nose, tail, head, belly, ears



Answer Sheet

Name: _____

Date: _____

Table of Contents - Cat Care

Read the table of contents. Use it to answer the questions below.

Caleb's Book of Cat Care

Table of Contents

Chapter 1: Types of Cats	3
Indoor	4
Outdoor	5
Longhair	6
Shorthair	7
Chapter 2: Cat Behavior	8
Eating	9-11
Sleeping	12-14
Activity	15-17
Chapter 3: Adopting a Cat	18
Getting Ready	19-20
Picking a Cat	20-22
Taking Your Cat Home	23-27
Chapter 4: Taking Care of Your Cat ...	28
Food & Water	29-30
Litter Box	31-33
How to Play	34-35
Cat Bed	36
Health	37-40
Index	41
About the Author	42

How many chapters are in this book? 4

On what page can you read about getting ready to adopt a cat? 19

On what page can you read about setting up a litter box for your cat? 31

On what page can you learn more about the person who wrote the book? 42

What is chapter 3 about? Adopting a cat

If you opened to page 38, what would you read about? Cat health

If you wanted to learn more about why cats sleep so much, which page would you turn to? 12

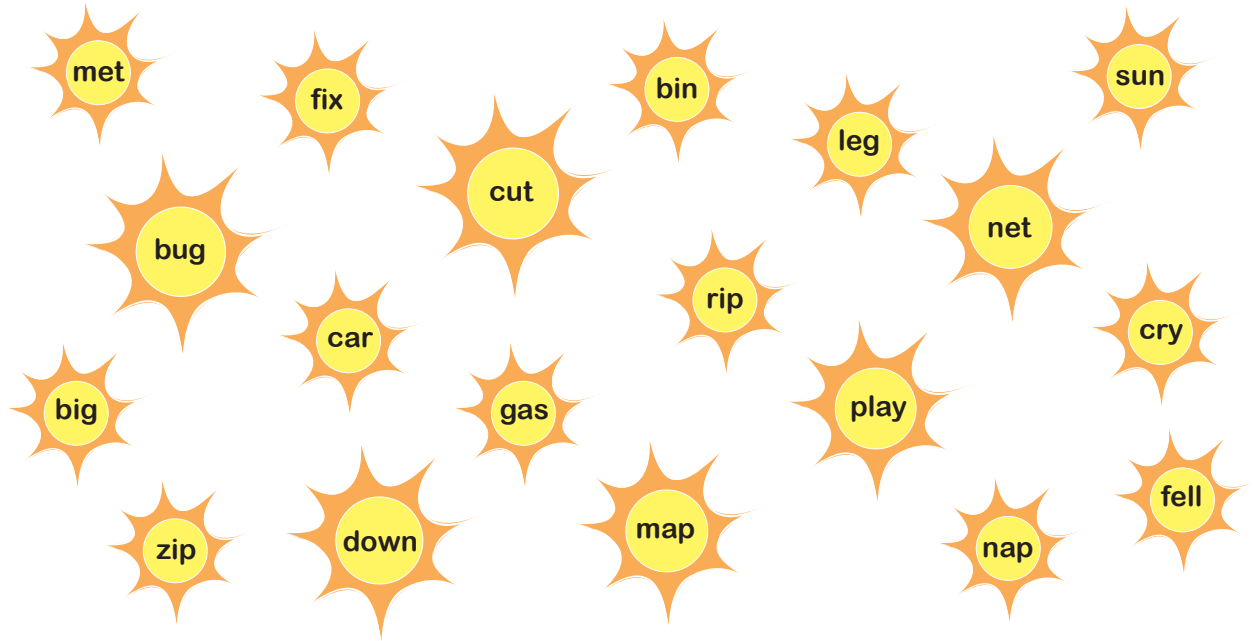
Answer Sheet

Name: _____

Date: _____

Complete the Summer Story: Common Sight Words

Choose a word below to complete each sentence.



During the summer, I love to play with my friends.

But I fell off my bike this morning.

It hurt so much that I let out a loud cry.

My brother put a bandage on my cut.

My dad stitched the rip in my shirt.

My mom will fix my broken bike.

The sun is still shining, so I went back out to play.

I love to go down the slide

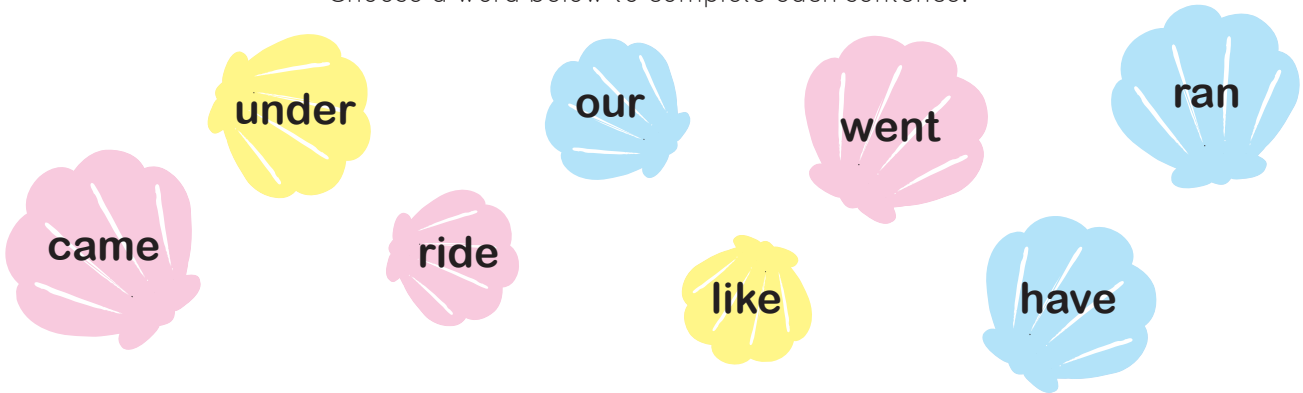
Answer Sheet

Name: _____

Date: _____

Complete the Story with Sight Words

Choose a word below to complete each sentence.



We went to the park.

Alice came to my birthday party.

I have a kitten.

Look at our new puppy!

What do you like to eat?

I love to ride my bike.

My dog is hiding under the bed.


Erin ran to the bus. (ran)

Answer Sheet

How To Make Lemonade

Look at the pictures and write down the steps to make a lemonade.

What You Need:



lemon




water



spoon




sugar




Step 1.

Squeeze juice out of the lemons.




Step 2.

Mix the lemon juice with water.



Step 3.

Add sugar to the lemon juice.



Step 4.


Use the spoon to stir the lemonade.

Answer Sheet

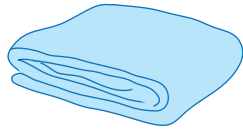
How to Build a Fort

You know how to build a fort. Write a sentence explaining each step pictured below.

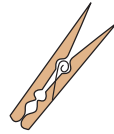
What You Need:



chairs




blankets



clothespins

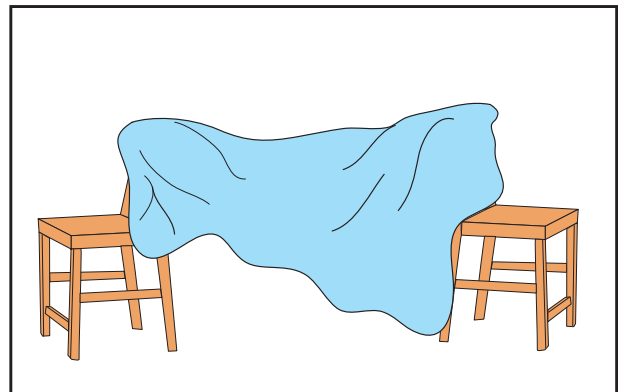


pillows



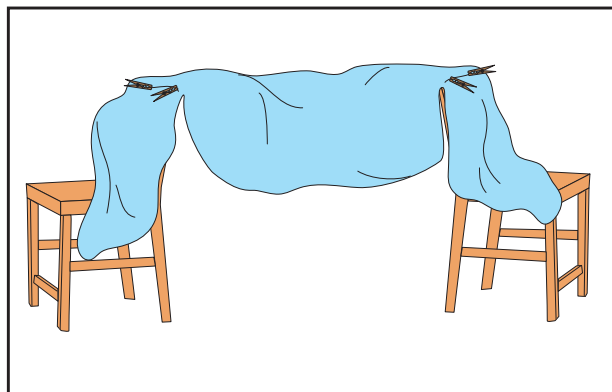
Step 1.

Collect two chairs, blankets, pillows,
and a few clothespins.



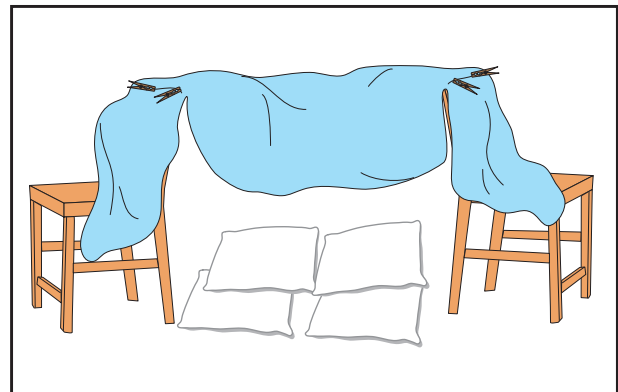
Step 2.

Arrange a few blankets over two
chairs.



Step 3.

Add a few clothespins to the blankets
to create space in between the chairs.



Step 4.

Add 3 or 4 pillows on the floor
between the chairs. Your fort is ready!

Answer Sheet

Name: _____

Date: _____


Fill in the Sight Word

Use the word to fill in the blanks of each sentence.

the out is are in went on



Her foot got stuck in the mud.



My book is still in the car.



My eyes are brown.




The boy is playing on the swings.



The bottle of water is in my backpack.



The chicken eggs fell out of the basket.



The king and the prince went on a walk.