

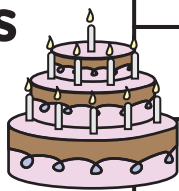
Games Galore



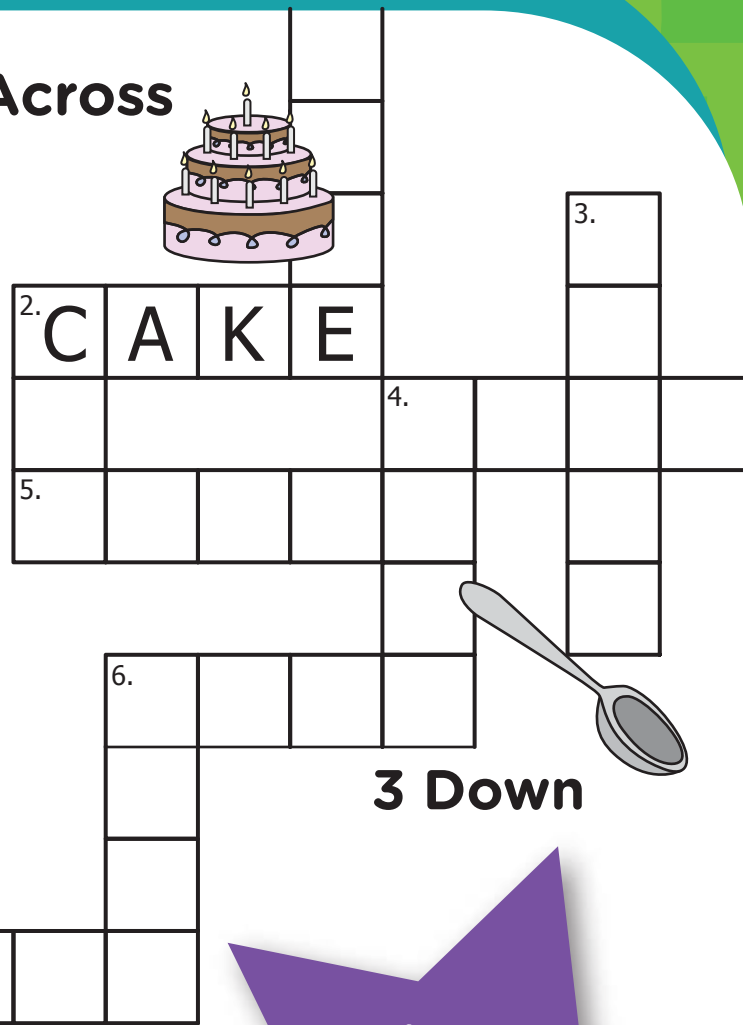
Roll Again



2 Across



2. C A K E



3 Down



Table of Contents

Games Galore


Zig Zag Puzzle
Dozer Dash
Connect the Dots: Desert Animal
Number Bingo 1
Connect the Dots: Bird
Whale Shark Maze
Connect the Dots: Travel
Heidi the Horse Number Maze
Connect the Dots: Treasure
Penny Stackers
Connect the Dots: Star Gazing
Monster Maze
Bee Hive Toss
Connect the Dots: Ocean Creature
The Enchanted Unicorn Game
Crossword Puzzle
Watercolor Rooster

Certificate of Completion

ZIG ZAG PUZZLE

1.		2.							
		3.		4.					
				5.		6.			
						7.		8.	
								9.	10.


6. **10**



2. **2**

3. **1**






Dozer Dash

Help the bulldozer get to the build site!

Roll the dice and try to be the first to finish.
Watch out for trouble along the way!





Cut along the dotted line, then line up with the second page and tape or glue them together to make the game board!

Tape or glue first page here.

Your track gets jammed.
Move Back 2 Spaces



Slow Down!
Lose a Turn



Finish


You're right on time!

Move forward 1 Space



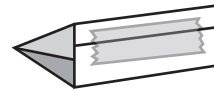


Dozer Dash







Game Pieces

Cut out and fold on the dotted lines.

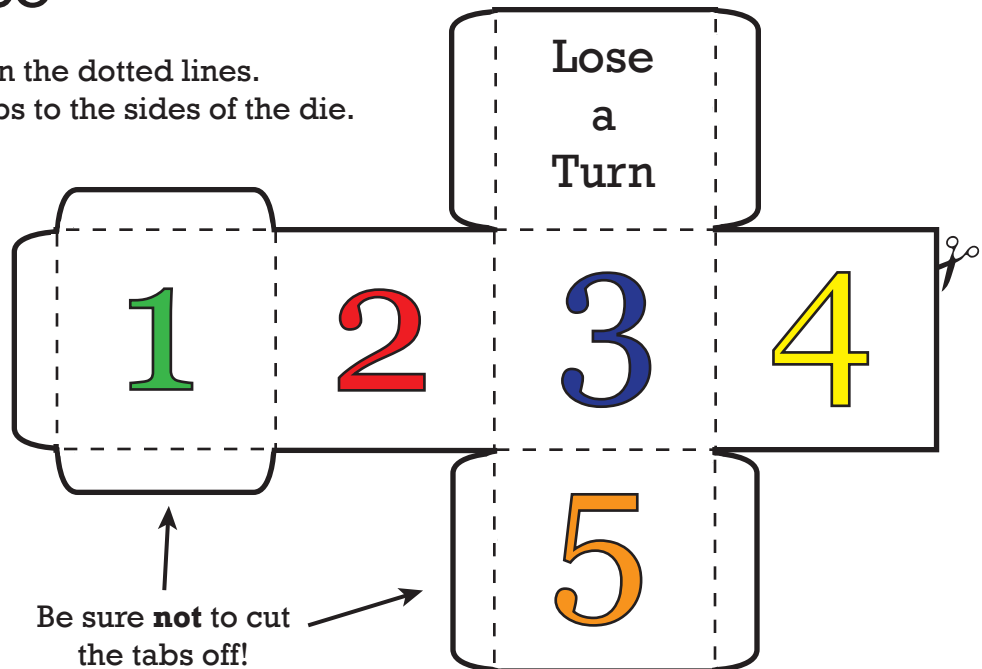


Place a piece of tape on the bottom




Dice

Cut out and fold on the dotted lines.
Then tape or glue the tabs to the sides of the die.



connect the dots

There are animals that live in the desert. Connect the dots to find this desert creature, then color it in.



Number Bingo 1

○	1	2	3	4	5	○
○	6	7	8	9	10	○
○	11	12	13	14	15	○
○	16	17	18	19	20	○
○	21	22	23	24	25	○
○	○	○	○	○	○	○

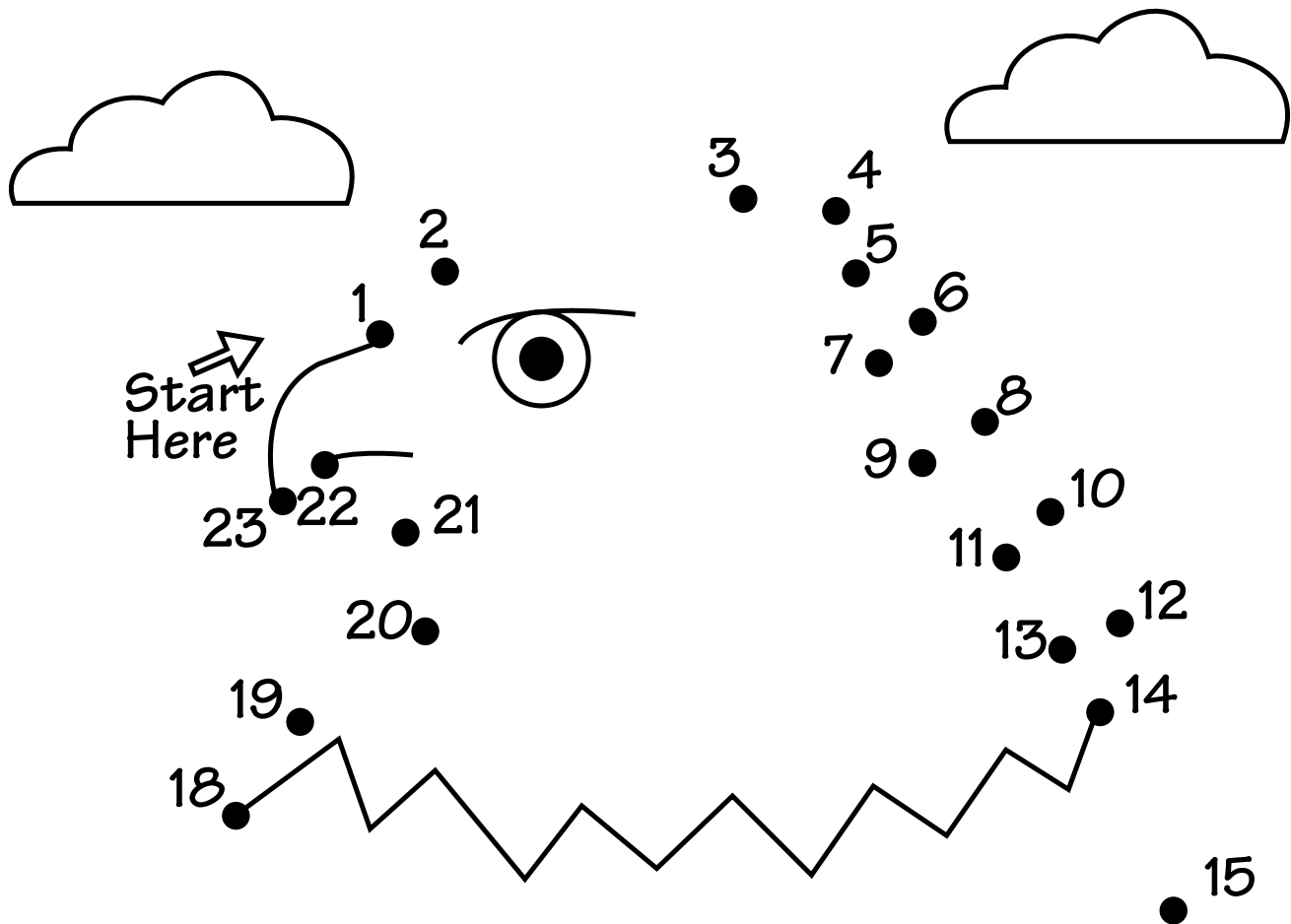


INSTRUCTIONS: Color these circles and cut them out to use as chips, or grab a marker and cross them out as you go.

After you get BINGO, color in all the numbers.

connect the dots




There are many kinds of birds. Can you connect the dots to find the bird that is America's national symbol? Color it brightly when you find it.



17●

●16

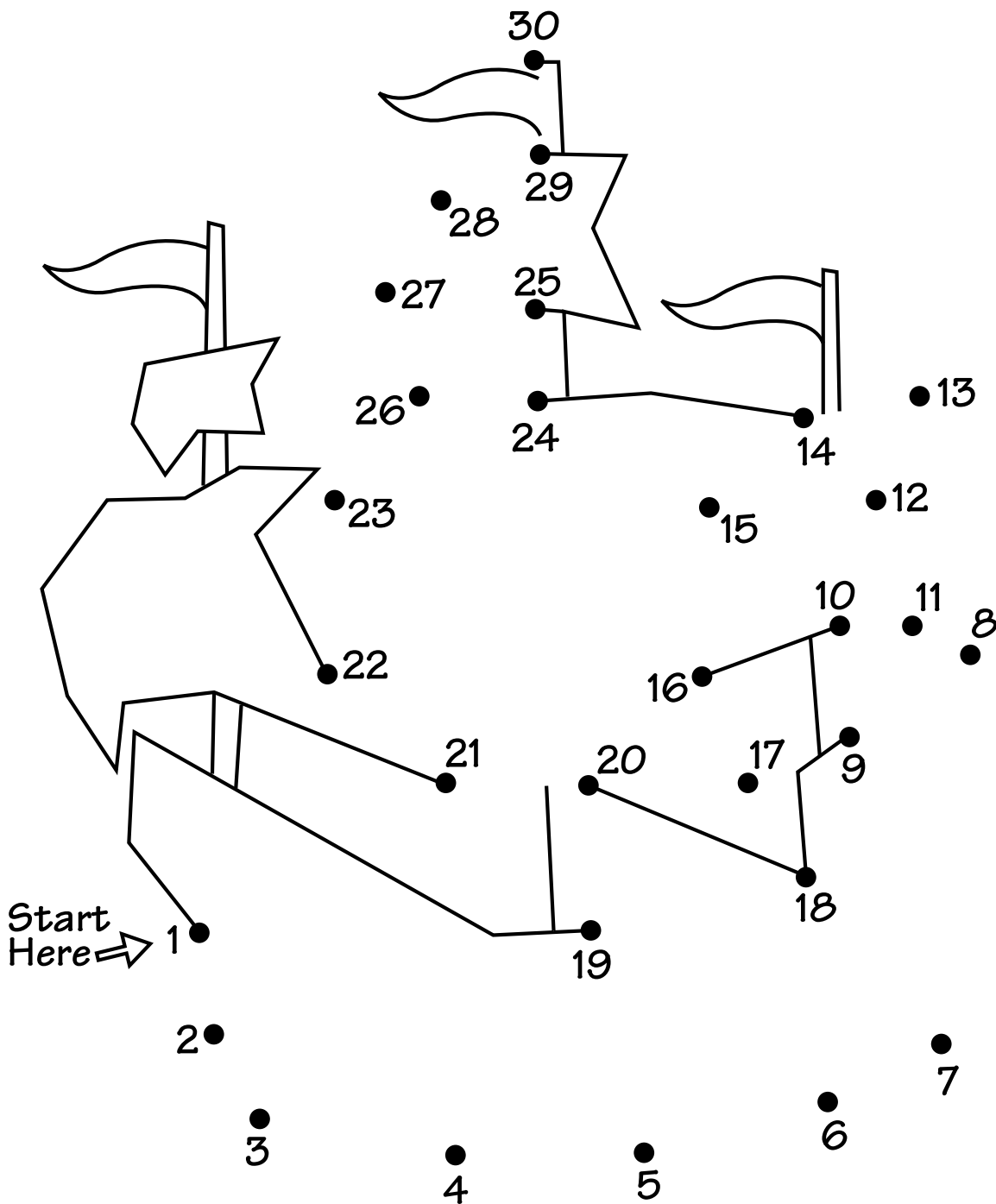
Help the Whale Shark find Krill to Eat!



connect the dots

the dots

Some vehicles use the wind to travel the ocean. Can you connect the dots to find the old method of getting across the ocean? Color it brightly when you find it.

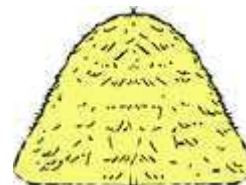


Help Heidi the Horse Count Her Way to Her Hay

Heidi the horse needs your help counting from 1 to 15. Start with the number 1 and draw a line through the maze from 1 to 15.




		1	2	7	4	8	3	2	5	6
		5	3	4	9	2	8	2	6	7
1	2	5	3	5	8	4	0	9	6	8
8	2	1	7	6	3	9	1	5	8	0
0	3	5	8	9	6	2	8	4	1	9
12	9	11	8	10	11	10	6	7	14	5
14	10	12	9	15	12	13	9	10	11	8
15	12	11	13	14	10	14	15			

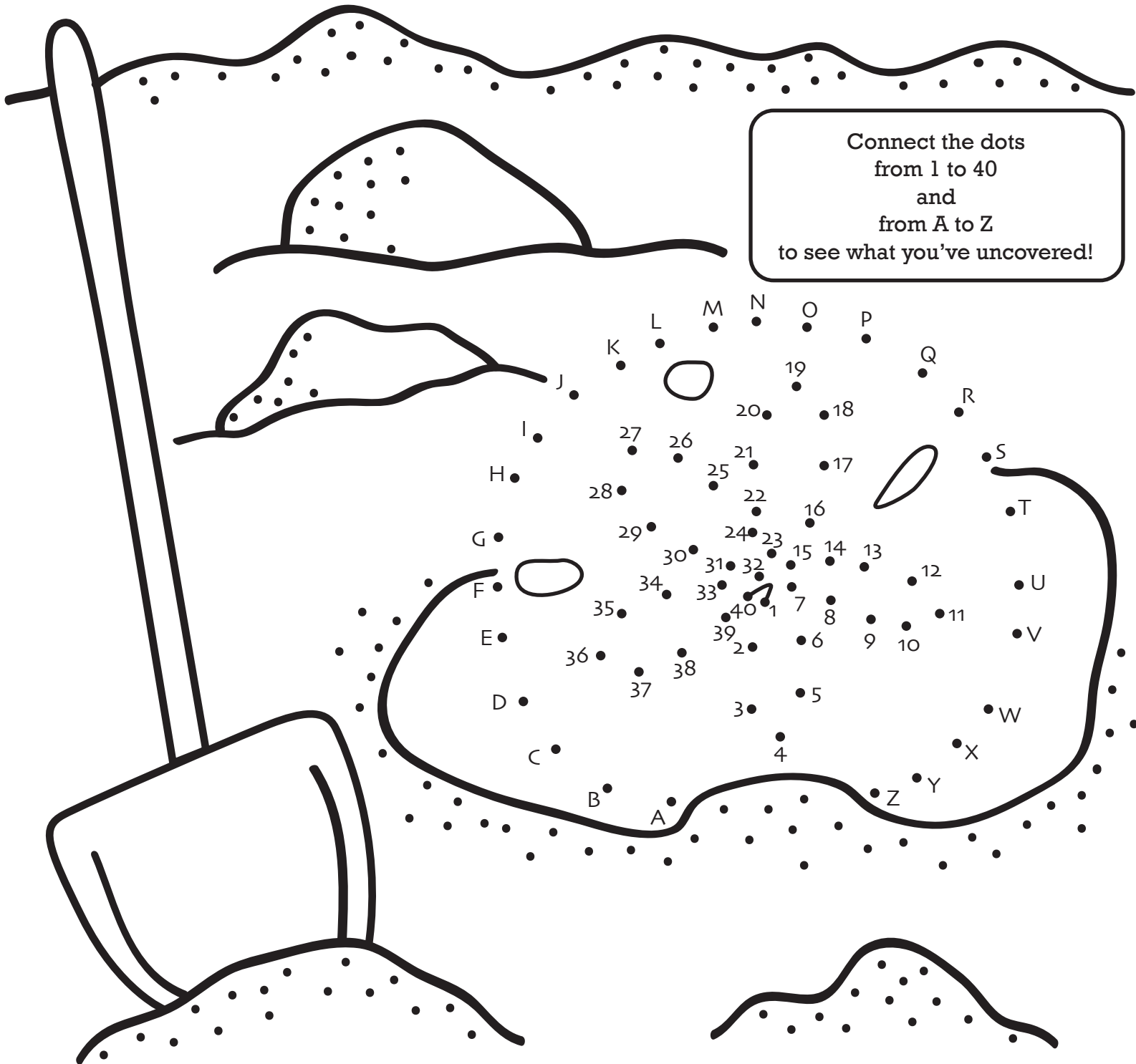




What did you find at the beach?




Connect the dots
from 1 to 40
and
from A to Z
to see what you've uncovered!



PENNY STACKERS!

Ask a grown-up to cut and tape together one of the dice from the next page.



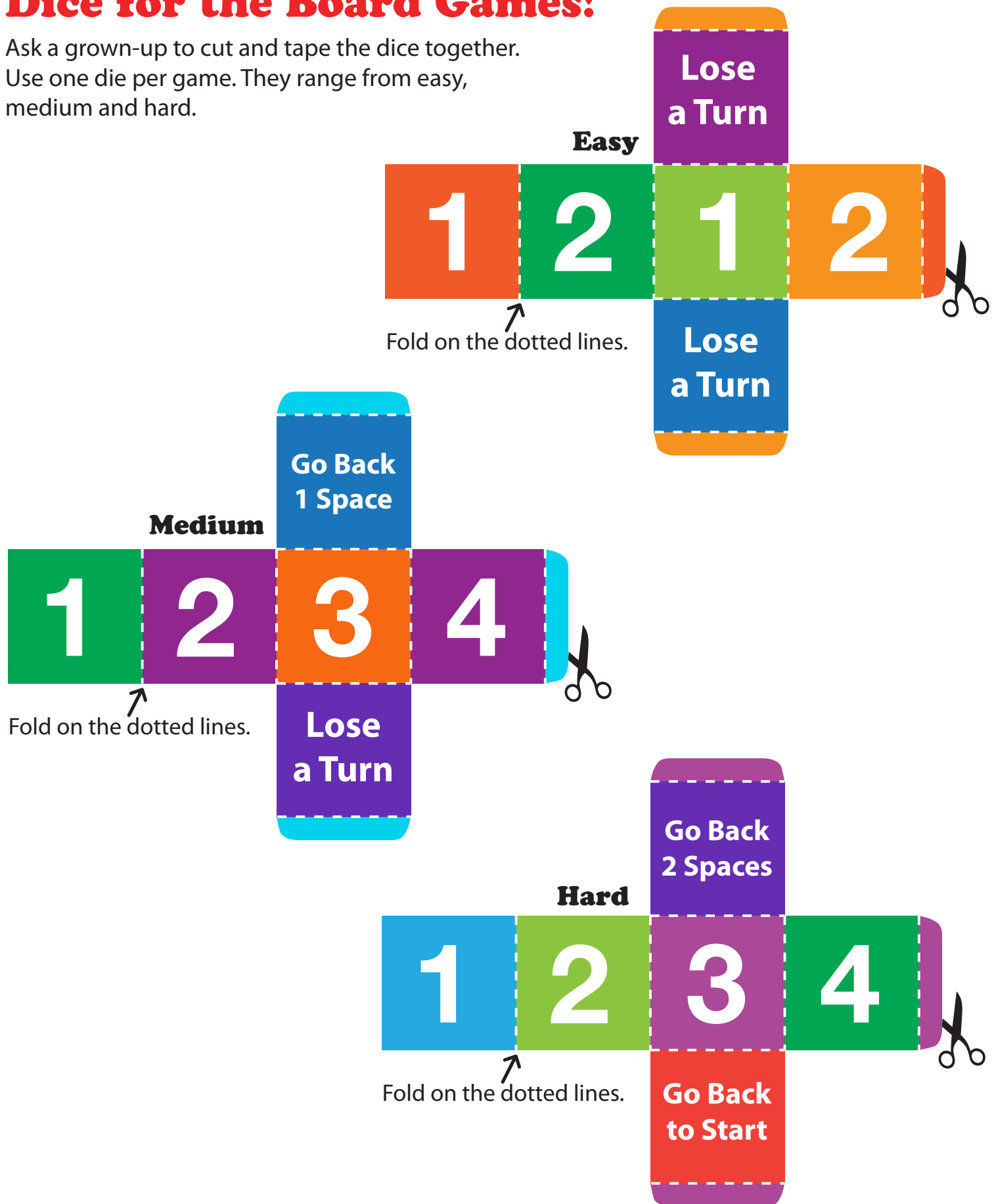
For 2 players, you will need 50 pennies

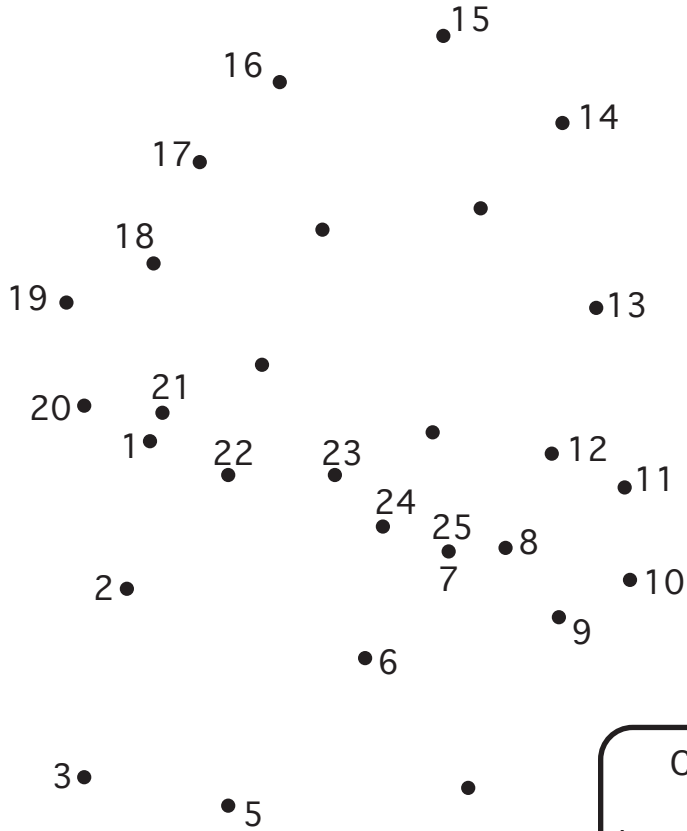
1. Pennies are used as game pieces with each player placing their penny on the board as "heads" or "tails".
2. The rest of the pennies get placed in the middle of the board.
3. Players roll the die to move their pieces. If they land on a spot that says "Add 1 Penny" or "Add 2 Pennies, etc.," they stack those onto their coins.
4. The game is finished when all the pennies are out of the middle of the board. The player with the tallest stack of pennies wins!

		<p>Add 1 Penny!</p>		<p>Add 2 Pennies!</p>	<p>Put 1 Penny Back!</p>	<p>Add 5 Pennies!</p>
					<p>Add 1 Penny!</p>	
<p>Put 2 Pennies Back!</p>					<p>Add 1 Penny!</p>	
<p>Add 4 Pennies!</p>					<p>Put 3 Pennies Back!</p>	
<p>Add 2 Pennies!</p>	<p>Add 1 Penny!</p>	<p>Put 1 Penny Back!</p>	<p>Add 5 Pennies!</p>	<p>Add 1 Penny!</p>		<p>Add 2 Pennies!</p>

Dice for the Board Games!

Ask a grown-up to cut and tape the dice together. Use one die per game. They range from easy, medium and hard.





Connect the dots
from 1 to 25
to see the constellation!


Star Gazing!



LEVEL 4

Monster Maze

You better run!

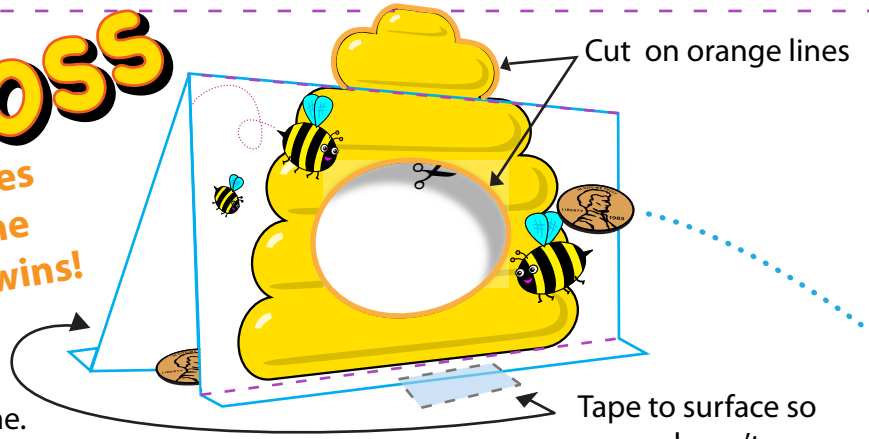


Circle the two monsters that are exactly alike.



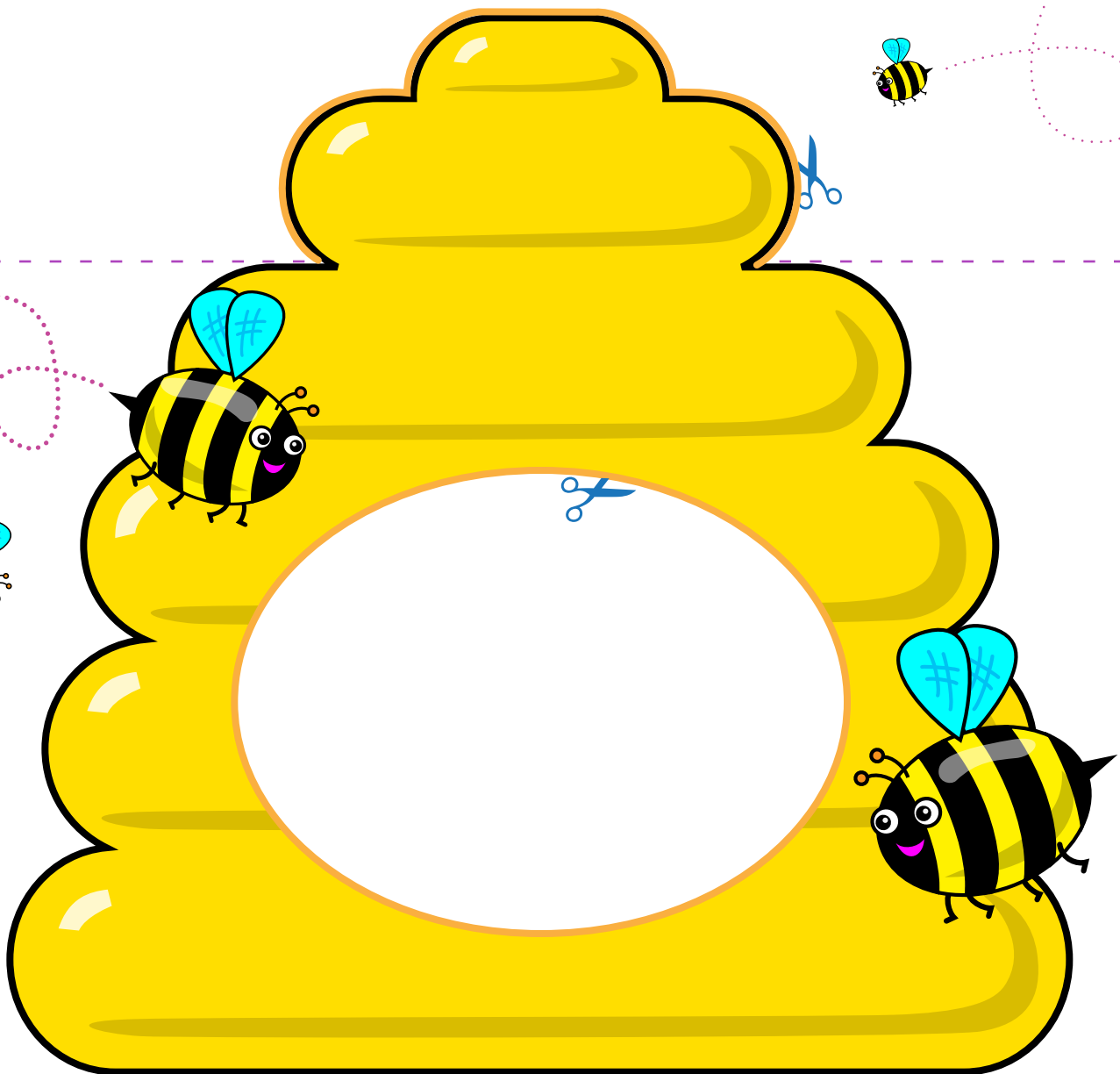
Bee Hive Toss

Take turns tossing pennies into the bee hive. The one with the most pennies in wins!



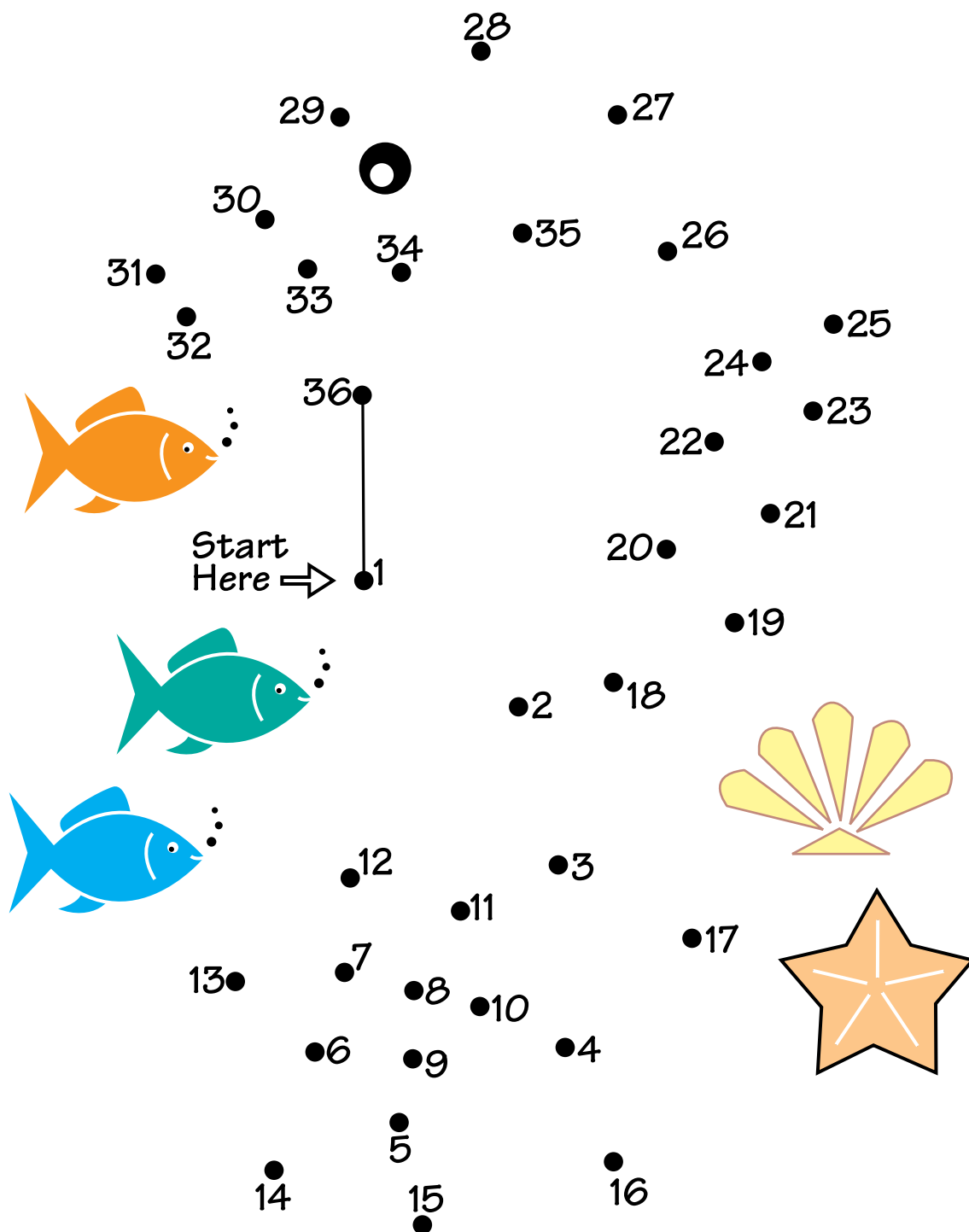
- 1 Have a grown-up help cut and fold this game.
- 2 Cut on orange lines.
- 3 Fold on dotted lines so paper stands up like a tent. You may have to adjust the folding due to printer results.
- 4 Tape paper flap to surface so it won't move if a penny hits it.

Tape to surface so paper doesn't move or fall over.



connect the dots

In the ocean many types of fish live in many forms. Connect the dots to find this ocean creature. Color it brightly when you find it.






The

Enchanted Unicorn

Help the unicorn reach the magical waterfall!

Start




Ride the Rainbow!



It's a beautiful day!
Move forward 1 space





Finish!



You lose your way!
Move back 3 spaces

Cut along the dotted line, then line up with the second page and tape or glue them together to make the game board!


Tape or glue first page here.





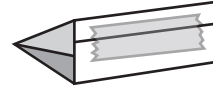
The Enchanted Unicorn Game Rules

- Roll the die to move.
- If you land on a "Ride the Rainbow!" space, follow the rainbow to the attached cloud.
- The first player to reach the magical waterfall is the winner!







Game Pieces

Cut out and fold on the dotted lines.

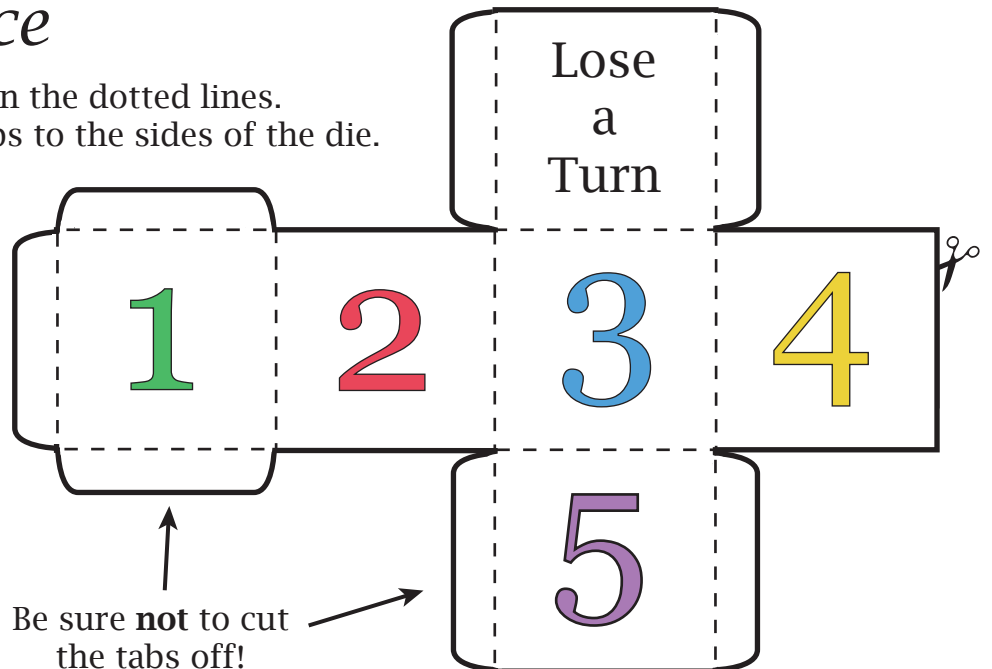


Place a piece of tape on the bottom




Dice

Cut out and fold on the dotted lines. Then tape or glue the tabs to the sides of the die.



Crossword Puzzle

Use the pictures to solve the puzzle choosing from the words given.



- | | |
|-----------------|-------|
| SPOON | BOOK |
| BELL | CUBE |
| TREE | BIKE |
| CAKE | CUP |
| BALL | PLANE |

Across

Down



2.



1.



4.



2.



5.



3.



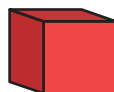
6.



4.



7.




6.



Try painting by number! Use watercolors for each primary color, and then practice mixing colors to make secondary colors.
Parents: For best results, print this page on thick, sturdy paper.

- 1 - Blue
- 2 - Red
- 3 - Yellow
- 4 - Green: Blue + Yellow
- 5 - Orange: Yellow + Red





Great job!

is an ThuVienTiengAnh.Com math superstar

