









Fun with

# FOOD

K  
Kindergarten



What doesn't belong?



# Table of Contents


---

## **Fun with Food**

Eat a Rainbow!  
Fruits and Veggies  
Spot the Fruits and Veggies  
Color by Number Fruit  
Healthy Food Coloring Page  
Vegetable Graph  
Fruit Graph  
Sweet Treat Graph  
How Many Are There?  
Lollipop Trail Game  
Graph It! What is Your Favorite Fruit?  
Make a Placemat: What Do You Want to Eat?  
Educational Placemat: Jungle  
Fruit and Vegetable Alphabet Placemat  
Fruity Friends Placemat

*Certificate of Completion*

# Eat a Rainbow!



purple

red


orange

yellow

green


# Fruits and Veggies


Some of these things don't belong with the others. Can you find them?  
Say the name of each picture. Circle the one that doesn't belong.



# Spot the Fruits and Veggies

Can you identify the fruits and vegetables below? Draw a circle around each piece of fruit. Then, draw a square around each vegetable.





| Color Guide |           |
|-------------|-----------|
| 1 - Pink    | 5 - Brown |
| 2 - Green   | 6 - Blue  |
| 3 - Yellow  | 7 - Red   |
| 4 - Purple  | 8 - Black |
| 9 - Orange  |           |




Carrot




Cherry



Apple



Bread



Cheese

# Vegetable Graph

Cut out the vegetables and arrange each kind in a column.  
Which row has the most? Which has the least?




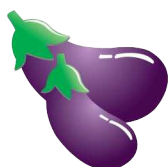
4

3

2

1


|  |  |  |  |
|--|--|--|--|
|  |  |  |  |
|  |  |  |  |
|  |  |  |  |
|  |  |  |  |





# Fruit Graph

Cut out the fruit and arrange each kind in a column.  
Which row is has the most? Which has the least?



4

3

2



1

|  |
|--|
|  |
|  |
|  |
|  |

|  |
|--|
|  |
|  |
|  |
|  |

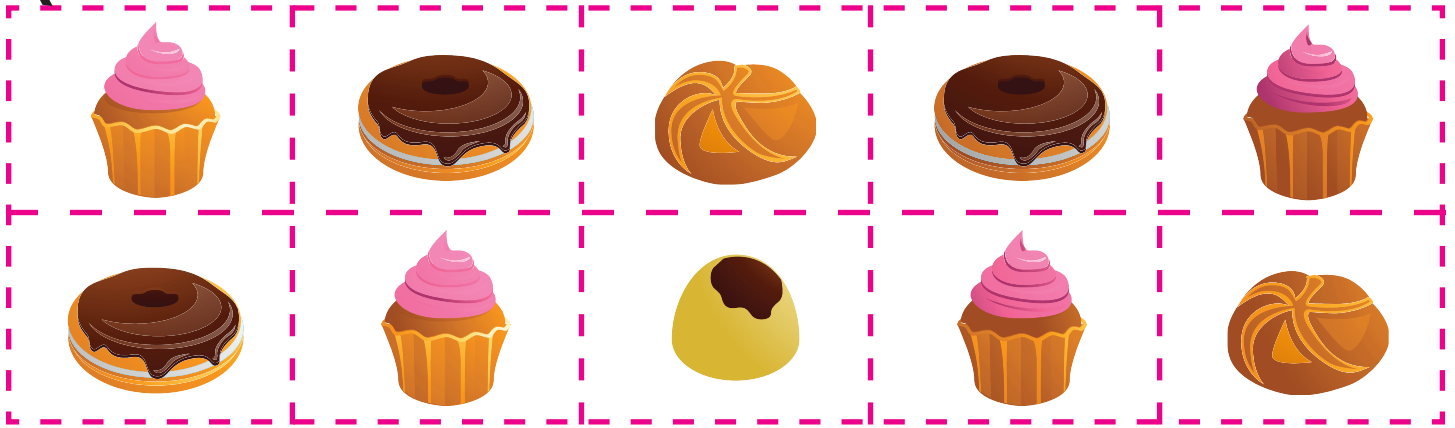
|  |
|--|
|  |
|  |
|  |
|  |

|  |
|--|
|  |
|  |
|  |
|  |



# Sweet Treat Graph

Cut out the treats and arrange each kind in a column.  
Which row is has the most? Which has the least?





4

3

2

1



# How Many Are There?

Add together the yummy treats  
and write down how many there are!



+



=

2



+




=




+



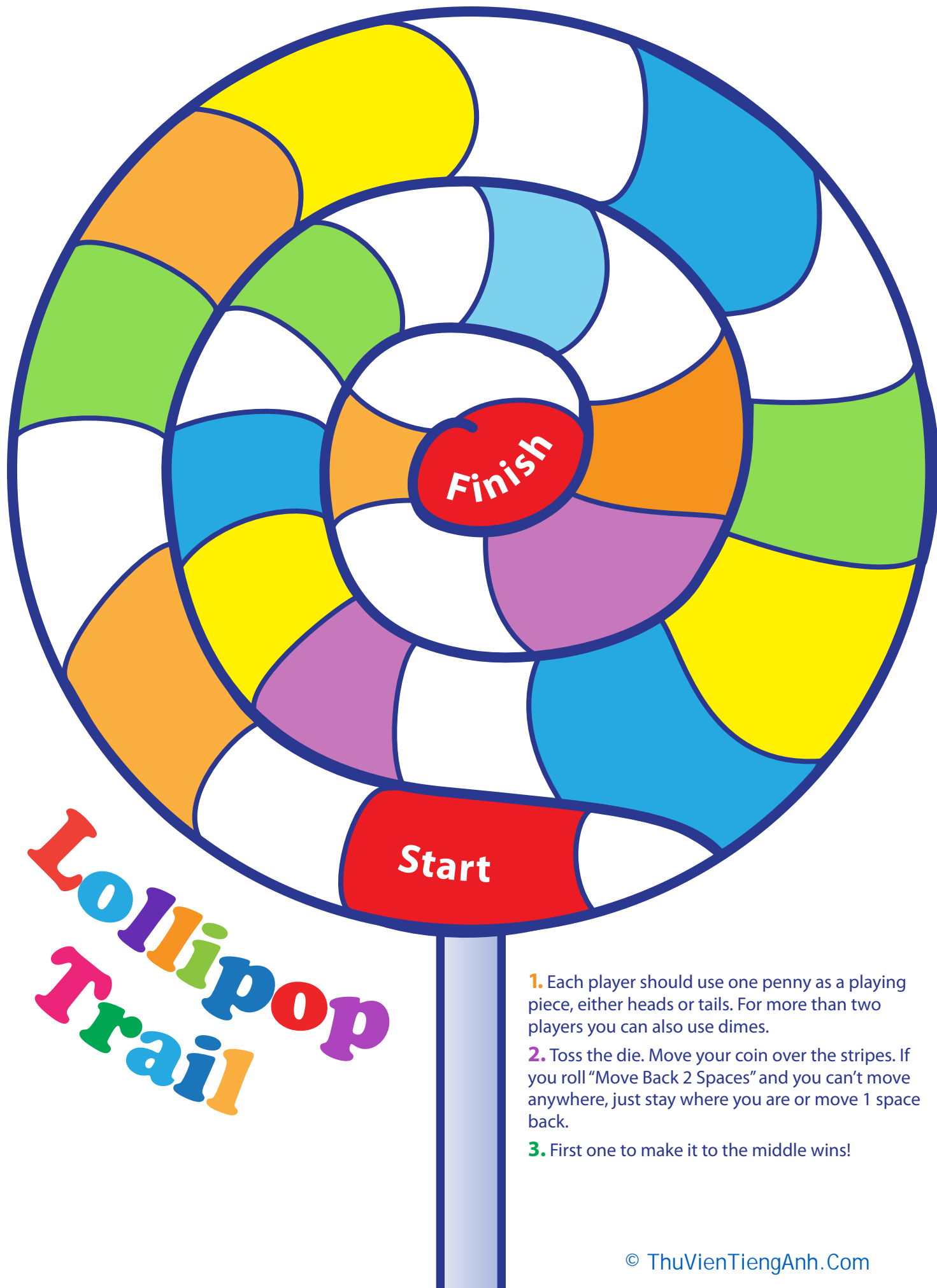
=



+



=

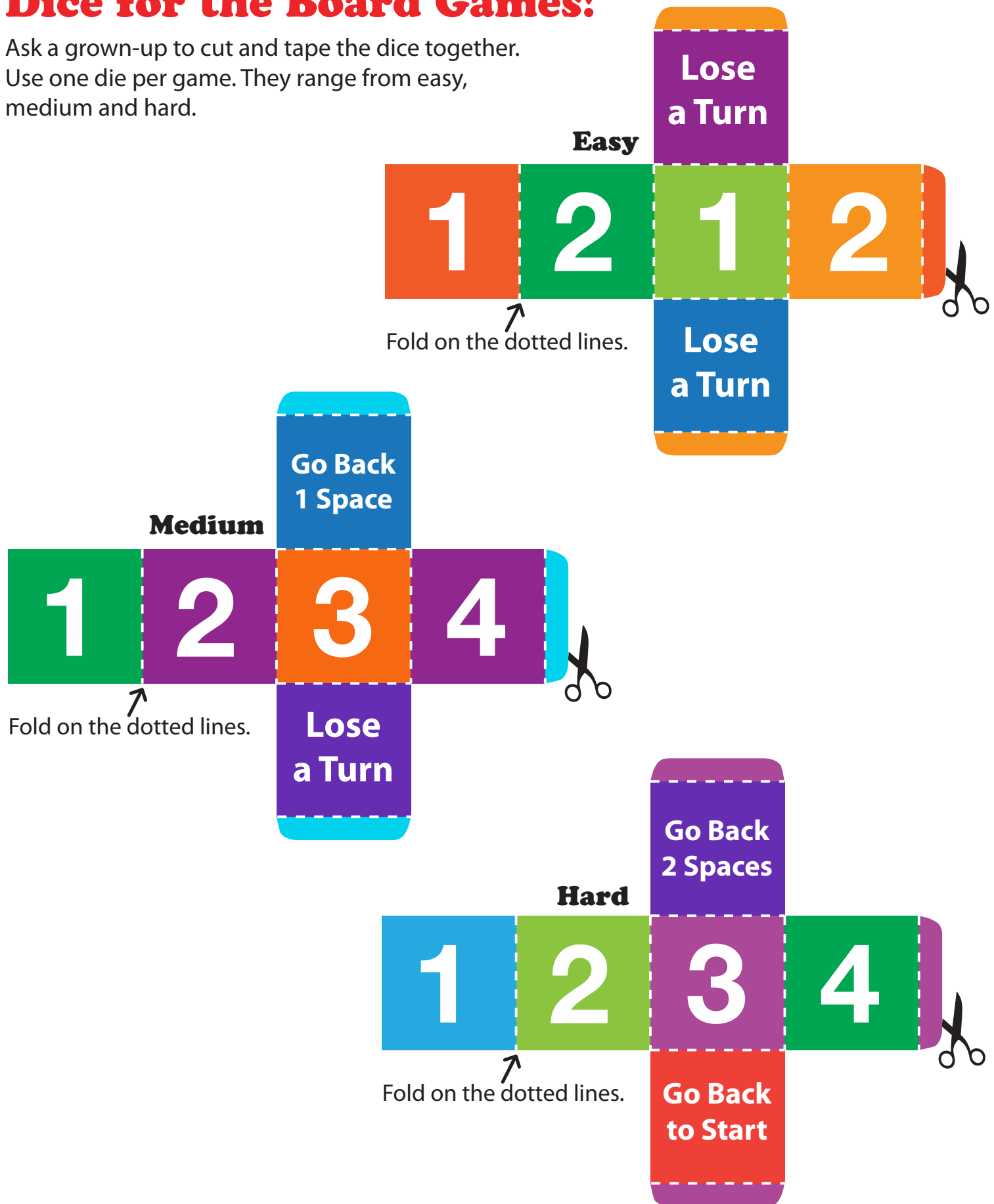


# Lollipop Trail

1. Each player should use one penny as a playing piece, either heads or tails. For more than two players you can also use dimes.
2. Toss the die. Move your coin over the stripes. If you roll "Move Back 2 Spaces" and you can't move anywhere, just stay where you are or move 1 space back.
3. First one to make it to the middle wins!

# Dice for the Board Games!





Ask a grown-up to cut and tape the dice together. Use one die per game. They range from easy, medium and hard.



# Graph It!

## What is Your Favorite Fruit?



Ask your friends and family what their favorite fruit is, then write their name in the columns below.

|   |   |   |  |   |
|---|---|---|--|---|
| 5 |   |   |  |   |
| 4 |   |   |  |   |
| 3 |   |   |  |   |
| 2 |   |   |  |   |
| 1 |   |   |  |   |
|   | Bananas   | Cherries  | Strawberries   | Other   |
|   |  |  |  |  |


# What do you want to eat?

This works best printed on thicker paper!

Have an adult help cut and tape these two pages together to make a placemat! Next, draw your favorite food inside the plate. Use the art shown here or make up some of your own. Then color everything in!



CUT ALONG THE DOTTED LINE, THEN LINE UP WITH THE SECOND PAGE AND TAPE THEM TOGETHER.






# Can you find the hidden fruits in this picture?



There are 10 hidden fruits in this jungle.

Can you find them? Color the picture and use it as a placemat! Ask an adult for help.




Cut along the dotted line, then line up with the second page and tape or glue them together to make your placemat!


Tape or glue first page here.




# Fruit and Vegetable Alphabet Placemat



Asparagus



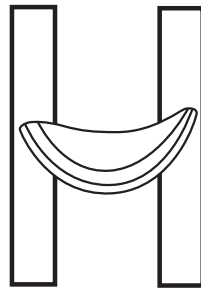
Broccoli



Carrot



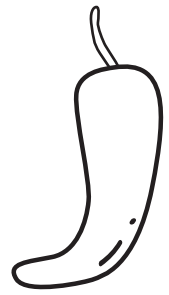
Grapes




Honeydew



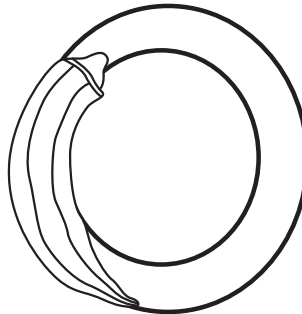
Iceberg Lettuce




Jalapeño



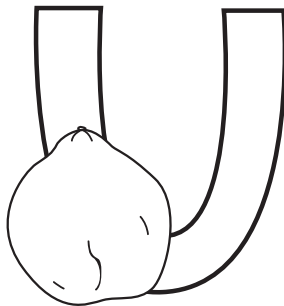
Nectarine




Okra




Persimmon



Ugli



Valencia Orange




Watermelon


Cut along the dotted line, then line up with the second page and tape or glue them together to make your placemat!

Color this placemat and practice the alphabet.


What other fruits and vegetables can you think of?




Durian



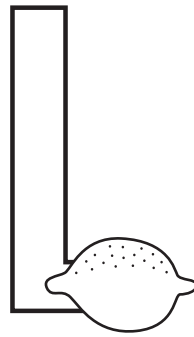
Eggplant



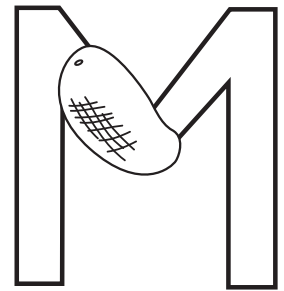
Fennel



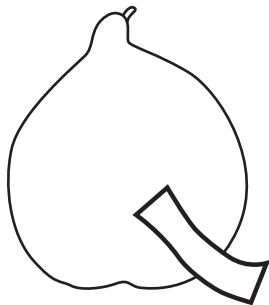
Kale




Lemon




Mango




Quince




Raspberry



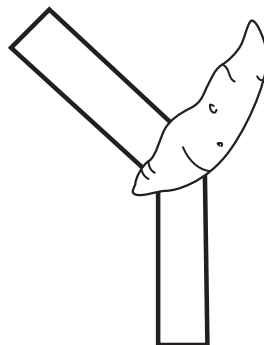
Strawberry



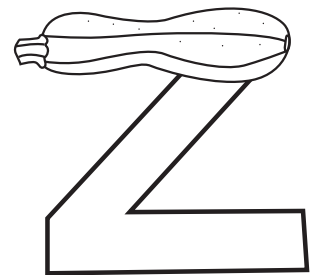
Tomato



Ximenia



Yam




Zucchini

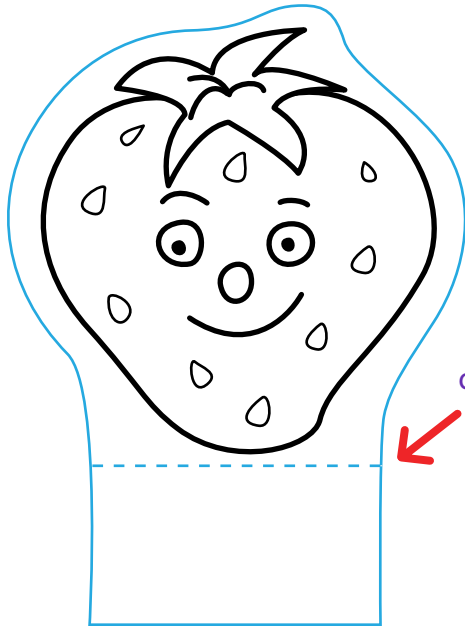
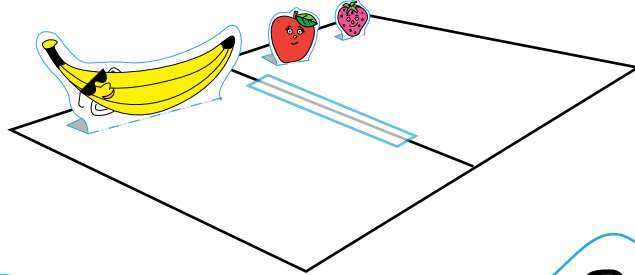
Tape or glue first page here.

# FRUITY FRIENDS PLACEMAT!

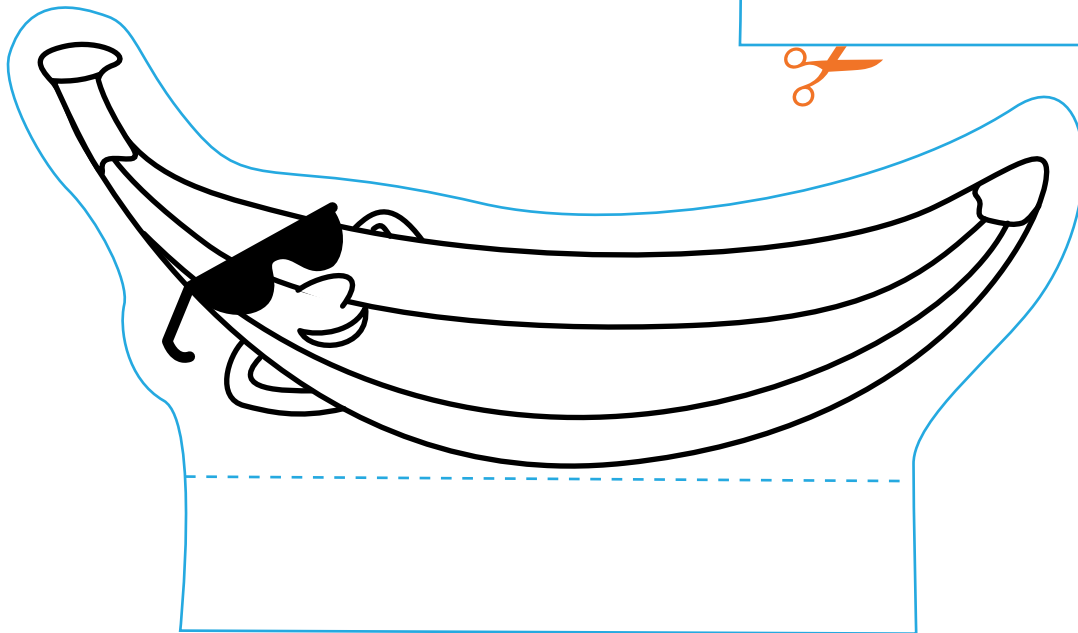

After coloring these pictures, have a grown-up cut and set up your placemat. Cut the slits on pages 2 and 3. Then tape the pages together to form a placemat. Cut and fold the fruits below and slide each one into the slits on the placemat. If you don't wish to cut the slits, you can use tape to secure them.




This works best printed on thicker paper.



Fold on the dotted lines.

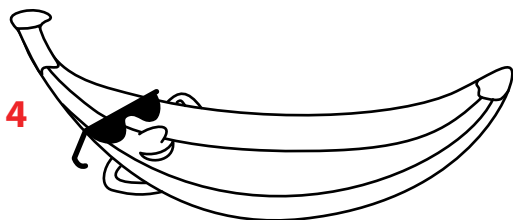

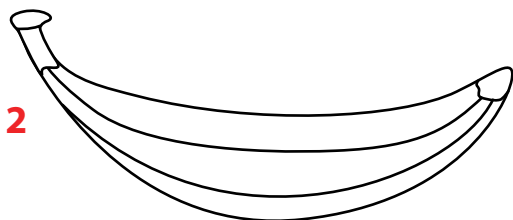






# FRUITY FRIENDS PLACEMAT!





These fruits will keep you company while having a meal! Plus you can learn to draw them!  
Have a grown-up cut and set up your placemat and friends after you color them in.

This works best printed on thicker paper.





Draw Banana Betty!





**Draw Annie Apple!**



**Draw Strawberry Sam!**



**Great job!**

---

is an [ThuVienTiengAnh.Com](http://ThuVienTiengAnh.Com) reading superstar

