

A Feast of Fairy Tales

1st
GRADE


THE PRINCESS AND THE PEA



RUMPELSTILTSKIN



THE UGLY DUCKLING



STONE SOUP



THE FROG PRINCE




Table of Contents

A Feast of Fairy Tales

Fairy Tale Organizer
Origami Crown
The Frog Prince
The Frog Prince Story
The Princess and the Pea #1
Color the Princess and the Pea
The Princess and the Pea #2
Stone Soup #1
Stone Soup #2
Rumpelstiltskin #1
Rumpelstiltskin #2
The Ugly Duckling #1
Swan Coloring Page
The Ugly Duckling #2
Make Your Own Fairy Tale

Certificate of Completion

FAIRY TALE ORGANIZER

All stories are different, but every story has important details like characters, setting and plot. Use this graphic organizer to show the important details of your favorite fairy tale.


MAIN CHARACTERS




SETTING



**SUPPORTING
CHARACTERS**



PROBLEM




TITLE

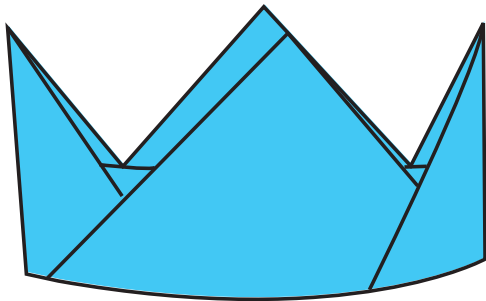
SOLUTION



Learn to fold *Origami!*



Origami is the art of traditional Japanese paper-folding. It began in China over 1,800 years ago and came to Japan during the 6th century. You can make your own origami! Just use four pieces of printer paper and follow these directions. Color your paper before you fold if you like, and secure the crown with tape or staples when you're done!

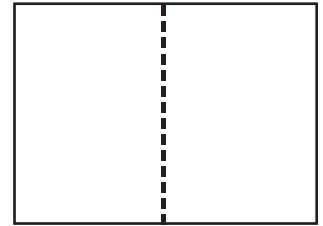


Your finished crown will look like this!

1)

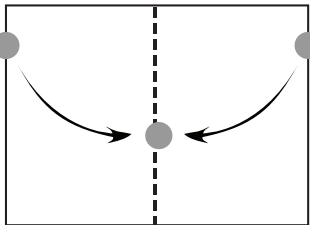


Begin with the longer edge of your paper facing up.

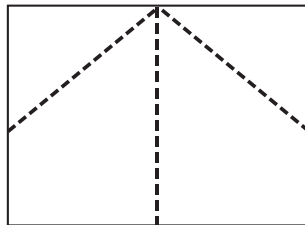


Fold your paper in half, then open it back up. It will have a crease down the middle like this.

2)

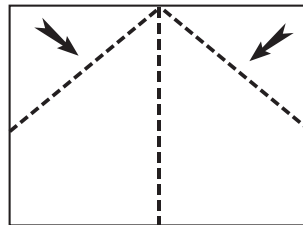


Fold the corners down so they meet in the middle.

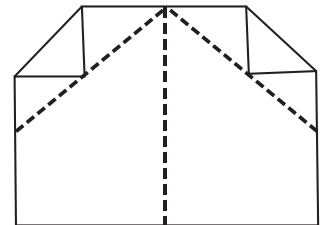


Then open them back up. Your paper will look like this.

3)

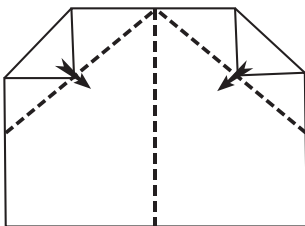


Fold the corners down so they meet the diagonal creases.

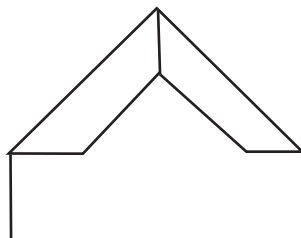


Your paper should look like this.

4)

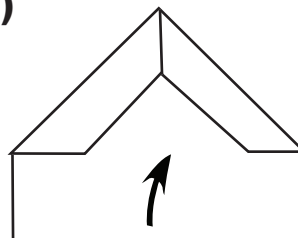


Fold the diagonal creases back over.

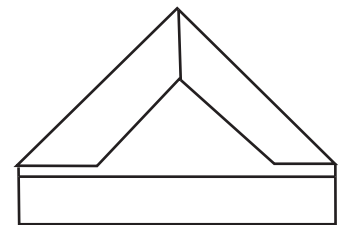


Your paper will look like this.

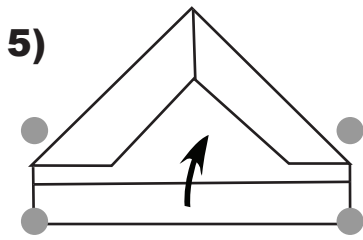
5)



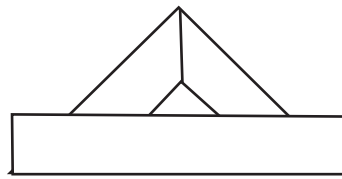
Fold the bottom of the paper up to meet the flat parts in the triangle.



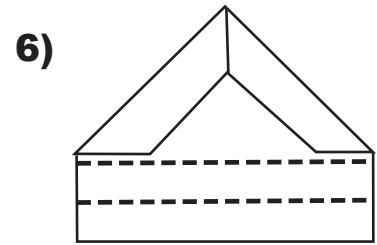
Your paper will look like this.



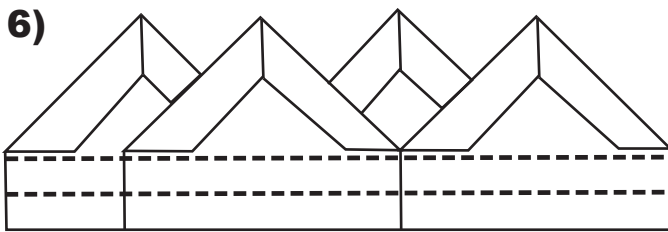
Fold the bottom up again, so it creases along the base of the triangle.



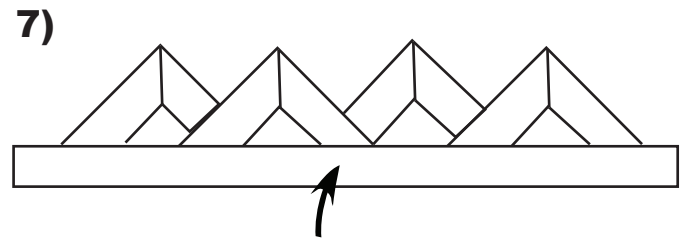
Your paper will look like this.



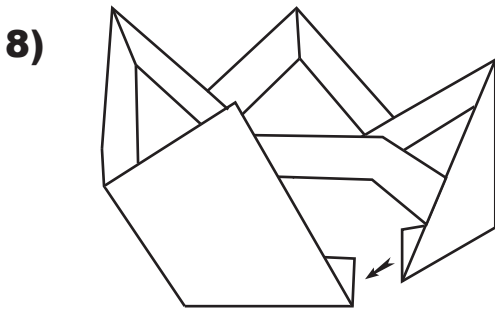
Unfold the bottom so your paper looks like this. Then, follow steps 1 - 5 with three more pieces of paper.



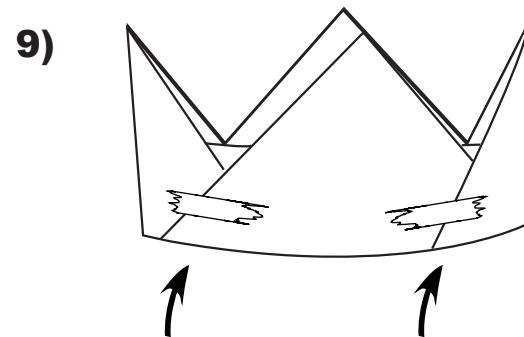
Arrange the four pieces so they overlap as shown here.



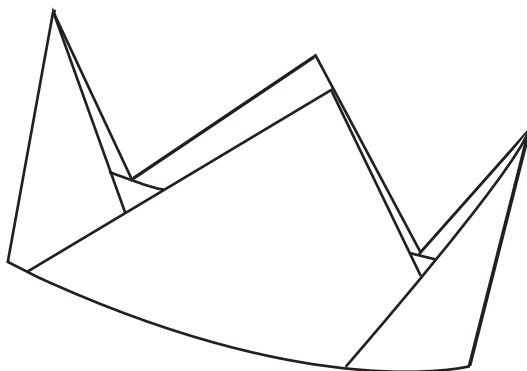
Fold up at the first crease, then at the second, joining the row of triangles like this.



Bend the line into a circle. Tuck one end of the strip into the other.




Tape or staple the four pieces together.



**Your crown is complete!
Put it on your head and
enjoy being royalty!**

THE FROG PRINCE



In a faraway land, a princess was enjoying the cool evening breeze outside her family's castle. She had with her a small golden ball, which she loved to play with as a way to relax. On one particular toss, she threw it so high in the air that she lost track of it, and the ball went rolling towards a spring. The ball plopped into the water and quickly sank out of sight. The princess began sobbing in despair, and wished for her toy to return to her.

Then, a small frog popped out from the spring. "What's wrong beautiful princess?" asked the frog. The princess wiped away her tears and said, "My favorite golden ball is gone, and nothing I do will bring it back." The frog tried his best to comfort the princess, and assured her that he could retrieve the ball if she would grant him just one favor. "Anything! I will give you all my jewels and handfuls of gold!" exclaimed the princess. The frog explained that he had no need for riches, and only wanted a simple kiss from her in return. The thought of kissing a slimy frog made the princess shudder, but in the end she agreed, as she really loved her golden ball. Without much effort, the agile frog jumped back into the spring and located the golden ball. In a blink of an eye the frog had retrieved the ball and returned it to the princess. Keeping her word, the princess kissed the frog. Suddenly, the ground began to rumble and a haze of smoke filled the air. To the princess's surprise, the frog was really a handsome prince trapped by an evil witch's curse. Her kiss had freed the prince from a lifetime of pain and misery. The prince and princess became great friends, and eventually wed in a beautiful ceremony by the spring.



The Frog Prince


Fairytales storyboard



Oh no! This story has gotten all mixed up. Can you put the scenes from this famous fairytale in the right order?



Bonus activity: Color in the the scenes with your favorite colors!



 cut and reorder




THE PRINCESS AND THE PEA

Once upon a time, there was a prince looking to marry a princess. One day, his father and mother asked all the princesses in the land to come over to their castle. Unfortunately, the prince did not get along with any of them. The angry princesses stormed off into the rainy night.

Suddenly, there was a knock at the door. The prince opened the door to see a beautiful princess standing in the rain. Even though she didn't look like a princess with her clothes and hair all wet, the prince invited her in from the cold. She told the prince and his family that she was a princess.

The queen was doubtful. As the queen prepared the bed for the visitor, she placed a tiny pea under 20 mattresses. Only a true princess would be able to feel the pea! When the princess awoke the next morning, she had a terrible pain in her back. When the prince and his family heard of this, they knew she was indeed a real princess. The prince had found the princess of his dreams, and the two soon got married.










THE PRINCESS AND THE PEA

Oh no, the story has been all jumbled up! It's up to you to cut out the images and make the story make sense again.

Bonus Activity: Color in the images with your favorite colors.



STONE SOUP



One day, in a small village next to a flowing river, two hungry wanderers showed up looking for ingredients to make a delicious soup. Since the two had no money, none of the villagers were willing to give them any vegetables or meat. With no ingredients, the two went down to the river and filled their pot with water. They then placed a large stone in the pot and began boiling the water. Soon, a curious villager asked them what they were doing. One of the men answered, "We are cooking stone soup, but we are still missing a few ingredients to finish it properly." The villager said she did not mind giving them some ingredients, if she could have some as well. The two men said they would be happy to share with the entire village once the soup was ready. After the word spread, many villagers brought spices, vegetables and meat to add to the soup. In the end, everyone enjoyed the hearty soup!



STONE SOUP

Oh no, the story has been all jumbled up! It's up to you to cut out the images and make the story make sense again.

Bonus Activity: Color in the images with your favorite colors.



RUMPELSTILTSKIN



Once upon a time, there was an old carpenter who wanted to impress the king. Since he did not have great wealth, he told the king that his daughter could spin straw into gold. After hearing this, the king called for the daughter and locked her into a room full of straw. "Turn this straw into gold, or I will leave you in this room forever," he said. The carpenter's daughter did not know what to do! She did not know how to spin straw into gold.

As she cried, a small creature appeared and asked her why she was crying. "If I don't turn this straw into gold, I will be locked in here forever," she wept. The creature said he could spin the straw into gold, but wanted her necklace in return. She agreed, and the creature began magically turning the straw into solid gold coins.

The next day, the king was overjoyed to find the room full of gold! He moved the girl into a bigger room, filled with more straw. "Turn all this straw into gold, or I will lock you in here forever!" commanded the king.

Just as she was losing hope, the strange creature appeared again that night. She asked him again to work his magic, but this time, he wanted the young woman's ring in return for his work. She gave the creature her ring, and once again he spun all the straw in the room into gold. When the king walked in the next morning, he was ecstatic. The gold was piled high, up to his eyes! The king moved the girl into an even bigger room. This time, however, he told the carpenter's daughter that he would marry her if she succeeded one last time.

Like the night before, the creature appeared again and offered his help. With no more jewelry to take, the creature demanded the young woman's first-born child. She reluctantly agreed, and once again the creature turned the straw into gold. The king soon married the carpenter's daughter, and they had a beautiful baby together.

One stormy night, the creature returned to claim his reward. She offered the creature jewels and riches instead. "Anything you want, but please, not my child!" she cried. The creature thought it over. "If you can guess my name, I will disappear forever. I'll give you one week to think!" he said.

The young woman had a trick up her sleeve! She sent a messenger to follow the creature home. On the way there, he overheard the creature singing a song that revealed his name.



The messenger rushed back to tell his queen the good news. When the creature returned a week later, the carpenter's daughter screamed out the name the messenger had heard: "RUMPELSTILTSKIN!" In a puff of smoke, the creature disappeared forever.

RUMPELTILTAKIN!



Oh no, the story has been all jumbled up. It's up to you to cut out the images and make the story make sense again.

Bonus Activity: Color in the images with your favorite colors.



THE UGLY DUCKLING

It was a beautiful spring morning on a small farm near the woods. In a cool, shaded corner, a duck built a warm nest to sit on her four precious eggs. Strangely, one of the eggs was much larger than the rest.


To her excitement, the eggs started to rumble and crack. One, two, three eggs popped open, and three little ducklings poked their heads into the world. At the same time, the biggest egg began to crack as well. To the mother's surprise, a big, gray duckling stumbled out of the egg! Although he was different, and not as cute as the other ducklings, she loved him nonetheless.


The next day, the duck introduced her family to the other animals on the farm. Seeing the strange gray duckling, the pig, mallard and mouse all burst out laughing.

The poor duckling bowed his head in shame. He felt like he didn't belong. That night, as his family slept near the barn, the gray duckling decided to leave to find people that liked him for who he was.

Before long, he ran into a kind old woman, her rooster and her cat. She invited him into her home, and they all treated him like family. Over time, the little gray duckling began to grow. Although he was happy, he always felt something was missing.

One day, as he stared out on the pond, he saw a family of beautiful swans wading in the cool breeze. He wanted to go swimming with them. As he approached the pond, he saw his reflection for the first time. The ugly duckling had grown into a beautiful swan! From below, the cat and rooster happily watched their friend fly high in the sky. Finally, the little gray duckling had found himself.


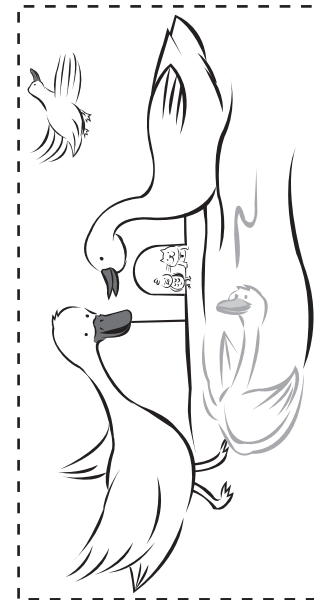









THE UGLY DUCKLING

Oh no, the story has been all jumbled up! It's up to you to cut out the images and make the story make sense again.

Bonus Activity: Color in the images with your favorite colors.




Make Your Own Fairy Tale

Fairy tales offer readers fun, adventurous stories full of talking animals, candy-covered houses and transformation, not to mention princes and princesses. Explore your child's favorite fairy tale with her, and learn about characters, plot, setting and story sequence while she draws her own pictures.

What You Need:

- Paper
- Crayons




What You Do:

1. Encourage your child to tell you her favorite fairy tale. Don't correct her if she gets some of the details wrong. Let this be her version. As she tells the story, ask her how she would draw various scenes or details. If the story is "Goldilocks and the Three Bears", How do you show porridge is hot, or cold, or just right?

2. When she is done telling the story, give her the paper and crayons and encourage her to draw something that you talked about. Is this enough for someone else to know the story? Probably not, so help her fill in the details.

3. Start with the characters. Who is this story about? Who is the "good guy," or hero, and who is the "bad guy," or villain? Draw your own pictures while she draws her version.




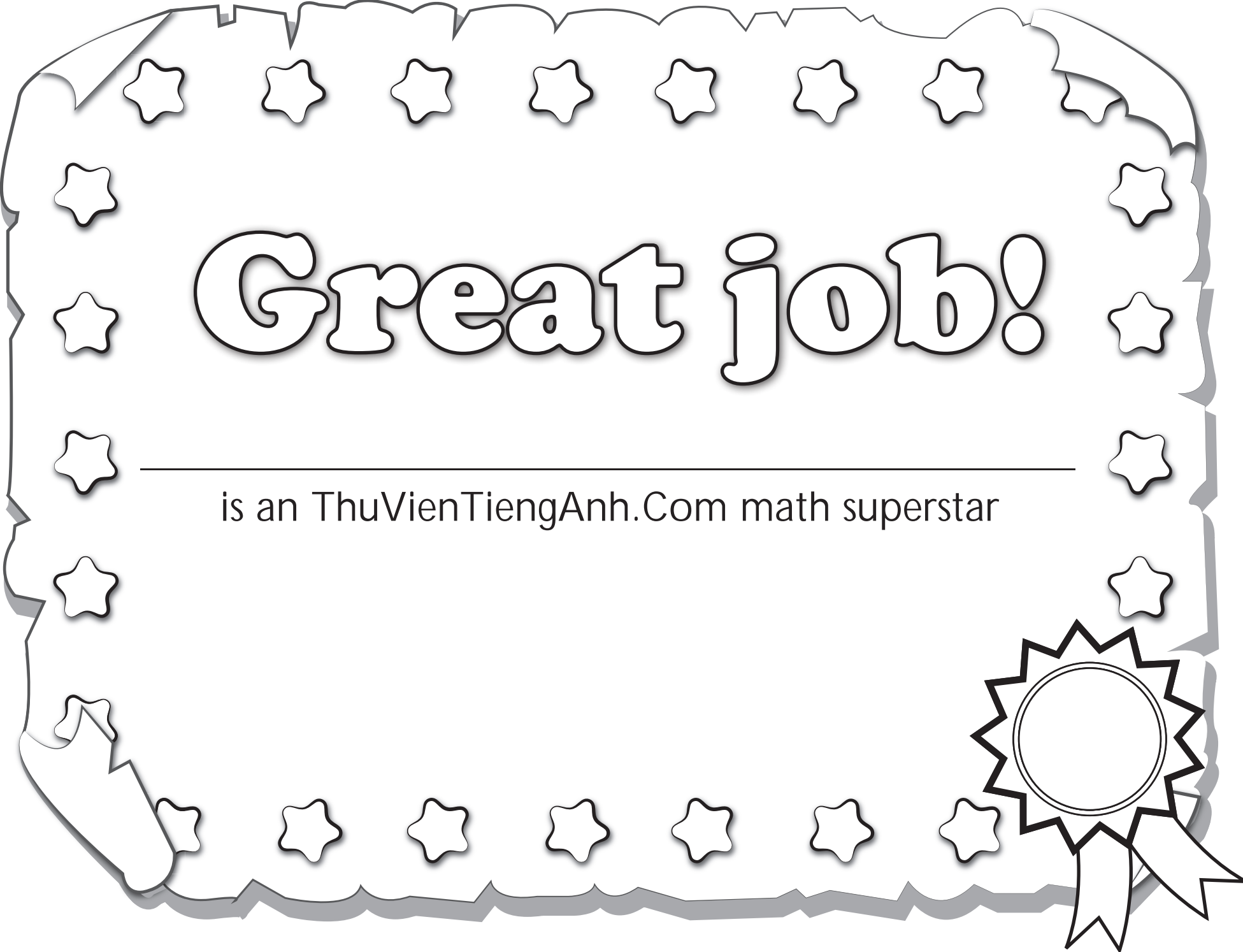
4. Where does this story take place? Encourage her to draw a scene that shows the setting – Goldilocks peeking into the bear's house or Jack climbing up the beanstalk.

5. As she draws, lay the pictures out in the order they occur in the story. While she's developing this sequence, she'll see that pieces are still missing. Time for more drawing!

6. After your child has completed her drawings, bind them together in a notebook or simply staple them together.

Start a fairy tale library of stories retold and illustrated by members of your family. Draw each other's favorites to compare and contrast your versions of each tale. After everyone has done their favorite stories, you can explore other fairy tales at the library.





Great job!

is an ThuVienTiengAnh.Com reading superstar

