

WEEK 4 

FALL REVIEW PACKET

5 Days of Activities



Reading

Writing

Math

Other Fun Stuff

Helpful Hints

Materials You Will Need:

- Pencils
- Colored pencils, markers, or crayons for some of the activities
- Scissors, glue, and other materials for some of the activities





Directions & Tips:



- There is a schedule for each day. You may complete the activities in any order.
- Make sure to plan your time so that you don't let things pile up at the end.
- Read the directions carefully before completing each activity.
- Check off each of the activities when you finish them on the menu.


Activity Menu

	Day 1	Day 2	Day 3	Day 4	Day 5
<p>Literacy</p> 	<p>Alphabet Blocks</p> <p>Find the Letter E: The Itsy Bitsy Spider</p> <p>What Comes Next?</p>	<p>Helicopter Maze</p> <p>Find the Letter R: Row, Row, Row Your Boat</p> <p>The Color Brown</p>	<p>Roller Derby Maze</p> <p>Find the Letter W: Whether the Weather</p> <p>Cut and Paste: Fall Objects</p>	<p>Hidden Submarine</p> <p>Find the Letter K: Hickory Dickory Dock</p> <p>The Color Black</p>	<p>Match the Sounds</p> <p>Find the Letter X: Mix a Pancake</p> <p>Letter By Letter</p>
<p>Math</p> 	<p>Everyday Shapes</p> <p>Mixed Up Shapes</p>	<p>What Can You Make?</p> <p>Drawing Shapes</p>	<p>Pearly Necklace</p> <p>Color in Your Own Pattern</p>	<p>Shape Line Patterns</p> <p>Complete the Number Pattern</p>	<p>Shape Patterns</p> <p>Pattern Safari</p>
<p>Fun Stuff</p>	<p>Match the Correct Item</p>	<p>Nursery Rhyme Coloring</p>	<p>Hot or Cold?</p>	<p>Aquarium Placemat</p>	<p>Words to Live By: Teamwork</p>

DAY 1




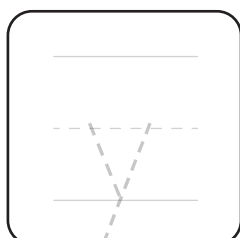

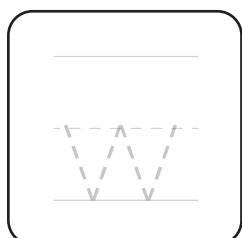

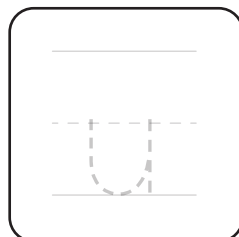
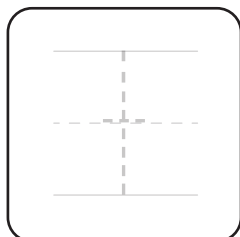


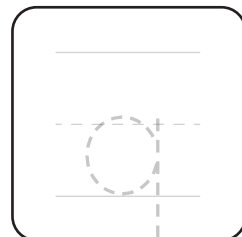


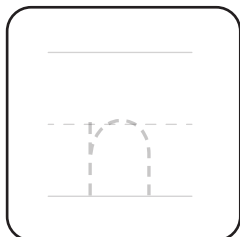

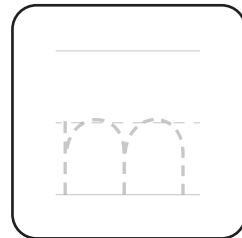
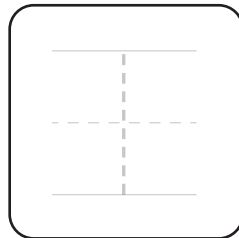


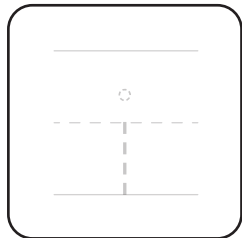



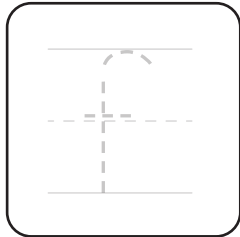

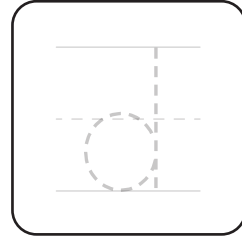
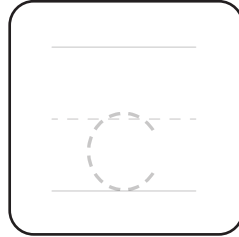

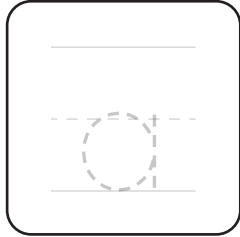
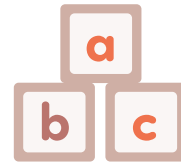
Literacy	<p>Trace and write the lowercase letters.</p> <p>Identify all the letter E's in the poem.</p> <p>Predict what comes next in each picture.</p>
Math	<p>Match the objects to the correct shape.</p> <p>Put the mixed-up shapes back together!</p>
Fun Stuff	<p>Decide which item belongs with each job.</p>



Name _____ Date _____

Alphabet Blocks

Trace the letters. Write in the missing letters.

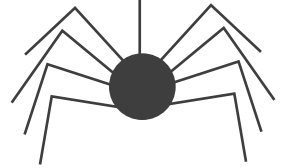


E

Read the poem with a parent!

Circle each E that you see.










The itsy bitsy spider
went up the water spout.
Down came the rain, and
washed the spider out.
Out came the sun, and
dried up all the rain.
And the itsy bitsy spider
went up the spout again.



How many E's did you find?

WHAT COMES NEXT?

Draw a line to show what will happen next in each picture.

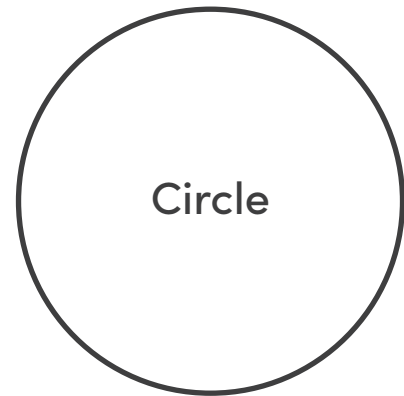
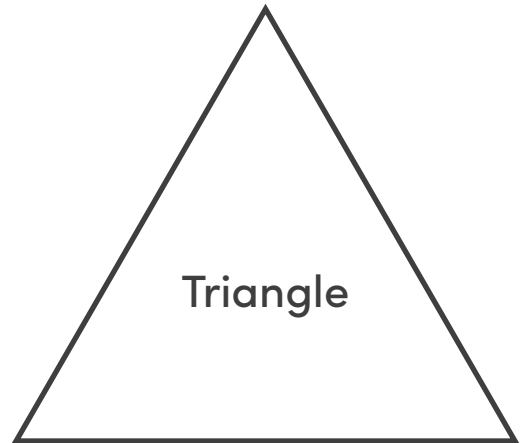






Name _____

Date _____

Everyday Shapes

These objects are shaped like triangles, circles, and rectangles.
Draw lines from the objects to the correct shape.

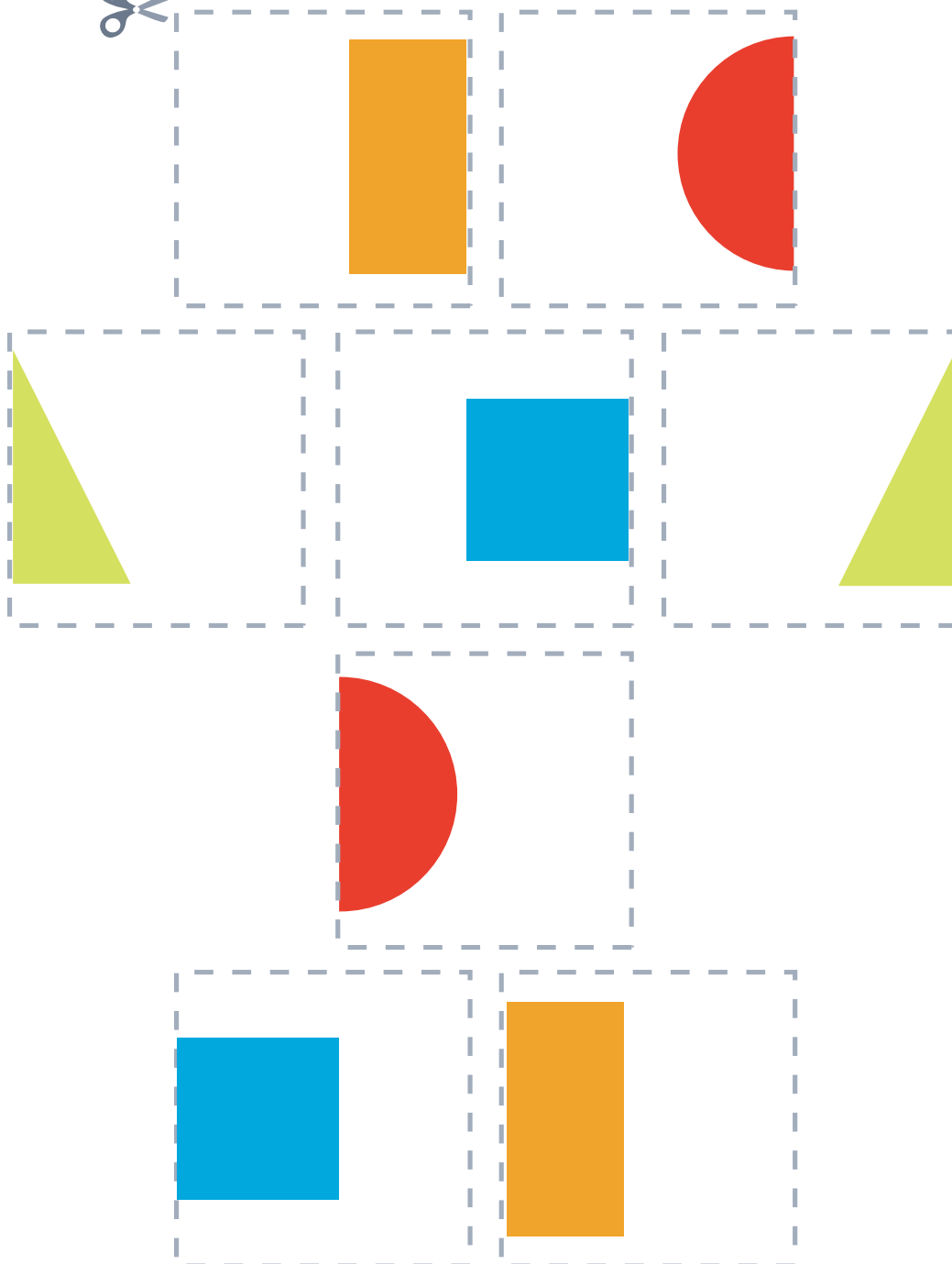


Name _____

Date _____

Mixed Up Shapes

These shapes are mixed up. Can you put them back together? Cut out the pictures and match them to make the shapes whole. You can also turn all the pieces face down and use them as a memory matching game!

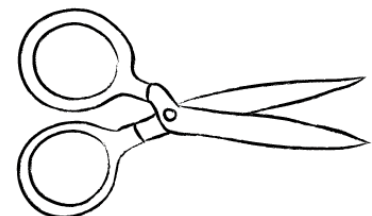






Name _____

Date _____

MATCH THE CORRECT ITEM

Draw a line to match who would use each object for their job.



DAY 2



Literacy

Follow the path in alphabetical order.

Identify all the letter R's in the poem.

Create a book all about the color brown!


Math

Draw a picture using each shape.

Show off your shape drawing skills!

Fun Stuff

Read the nursery rhyme and color the picture.



Name _____

Date _____

Help the helicopter land on the helicopter pad.
Draw a line to make a path to connect A to Z in alphabetical order
and get through the maze.

A blue helicopter is positioned at the top left of the maze. The maze is a path of flowers forming a large 'H' shape. The path starts at 'A' and ends at 'Z'. The path is: A (top row, 2nd) -> B (top row, 3rd) -> C (top row, 4th) -> D (top row, 5th) -> E (top row, 6th) -> F (row 2, 5th) -> G (row 2, 7th) -> H (row 2, 8th) -> I (row 2, 9th) -> J (row 2, 10th) -> K (row 2, 11th) -> L (row 3, 11th) -> M (row 3, 12th) -> N (row 3, 13th) -> O (row 3, 14th) -> P (row 3, 15th) -> Q (row 3, 16th) -> R (row 3, 17th) -> S (row 3, 18th) -> T (row 3, 19th) -> U (row 3, 20th) -> V (row 3, 21st) -> W (row 3, 22nd) -> X (row 3, 23rd) -> Y (row 3, 24th) -> Z (row 3, 25th) -> A (row 4, 2nd) -> B (row 4, 3rd) -> C (row 4, 4th) -> D (row 4, 5th) -> E (row 4, 6th) -> F (row 4, 7th) -> G (row 4, 8th) -> H (row 4, 9th) -> I (row 4, 10th) -> J (row 4, 11th) -> K (row 4, 12th) -> L (row 4, 13th) -> M (row 4, 14th) -> N (row 4, 15th) -> O (row 4, 16th) -> P (row 4, 17th) -> Q (row 4, 18th) -> R (row 4, 19th) -> S (row 4, 20th) -> T (row 4, 21st) -> U (row 4, 22nd) -> V (row 4, 23rd) -> W (row 4, 24th) -> X (row 4, 25th) -> Y (row 4, 26th) -> Z (row 4, 27th). A helicopter pad is at the bottom right, containing the letter 'H'.

R


Read the poem.

Name _____

Date _____

Circle each R that you see.

Row, row, row your boat
Gently down the stream.
Merrily, merrily,
merrily, merrily,
Life is but a dream.



How many R's did you find?




_____, S


Book of Brown




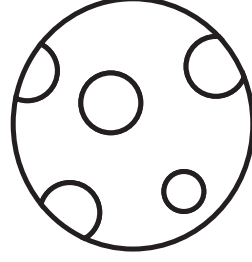
The bear is brown.



The dog is brown.



The cookie is brown.




To make your book of brown, first write your name. Then, use brown to trace the words and color the pictures. When you are done, cut the pages on the dotted lines and have your parent staple them together!

Name _____


Date _____

What Can You Make...



with a circle?




with a triangle?



with a square?



with a rectangle?




Name: _____

Date: _____


Drawing Shapes

Draw each shape.

Circle



Square



Star




Triangle



Diamond




Heart



Name _____

Date _____

Mary, Mary,
quite contrary,
how does
your garden grow?
With silver bells
and
cockle shells
and
pretty maids
all in a row.



DAY 3



Literacy

Skate through the maze in alphabetical order.

Identify all the letter W's in the poem.

Match the object with the correct name.


Math

Finish the pattern by putting the missing bead on each necklace.

Create your own pattern with different colors.

Fun Stuff

Sort the objects between hot and cold.



Name: _____

Date: _____



ROLLER DERBY MAZE

Help this skater make it through the maze!
Draw a line to connect a to z in alphabetical order!

The maze consists of a complex network of paths and dead ends. The paths are labeled with lowercase letters from 'a' to 'z'. The letters are arranged in a way that suggests a path through the maze. The maze is filled with many traffic cones. At the start of the maze is a skater, and at the end is a trophy with a gold medal.

Name _____ Date _____




Read the poem.

Circle each W that you see.



Whether the weather be fine,
Or whether the weather be not,
Whether the weather be cold,
Or whether the weather be hot,
We'll weather the weather
Whatever the weather,
Whether we like it or not!



How many W's did you find? _____

Name _____

Date _____

Cut and Paste: Fall Objects




Cut out the fall objects from the bottom of the page. Paste the picture by the objects name.

Color in the fall objects if you would like!

Apple	Rake	Acorn	Pie

Scarecrow	Corn	Leaf	Pumpkin


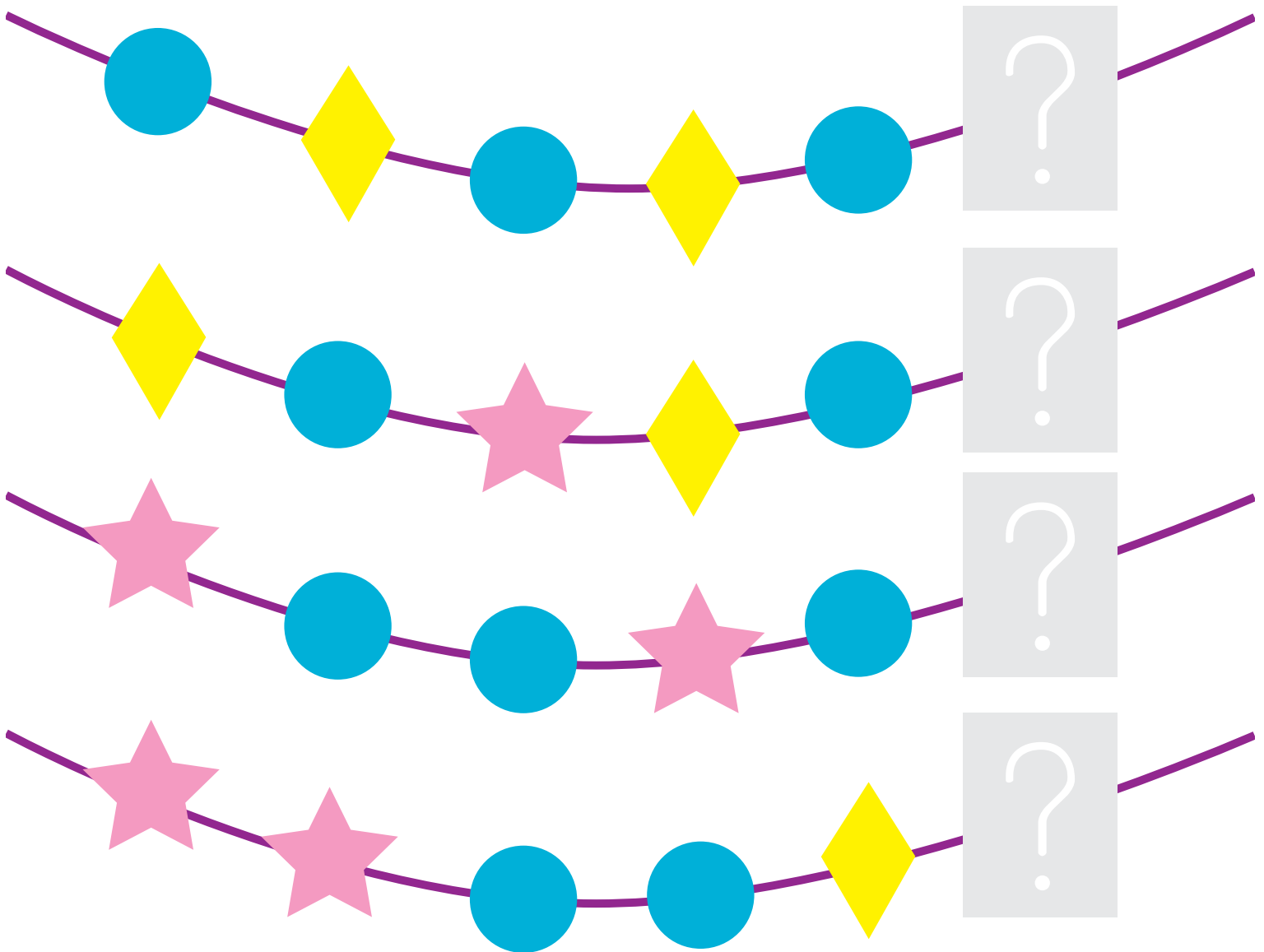


Name _____

Date _____

Pearly Necklace

Which bead comes next? Help finish the pattern by cutting out the missing beads and gluing them on the correct necklace.

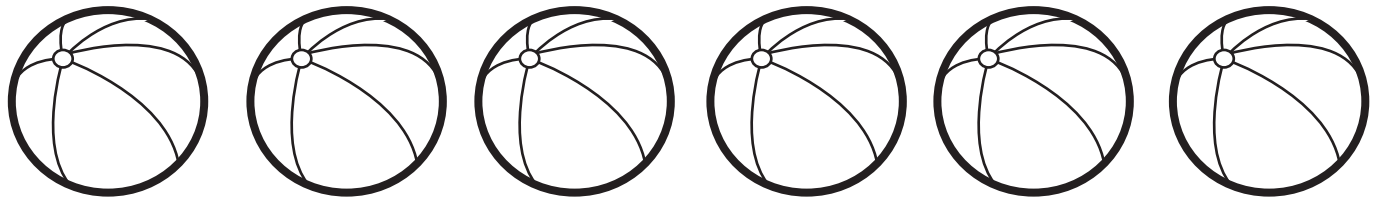



Name _____

Date _____

Color in Your Own Pattern



Create your own pattern with different colors.



Name _____ Date _____

HOT OR COLD?

Which objects are hot and which ones are cold?
Cut out the items below and paste them in the correct picture.



DAY 4



Literacy

Color the letters to find the hidden submarine.

Identify all the letter K's in the poem.

Create a book all about the color black!


Math

Finish each pattern by drawing the shape that comes next.

Write the missing number in each number pattern.

Fun Stuff

Finish the aquarium placemat by drawing in the missing sea life.



Name _____

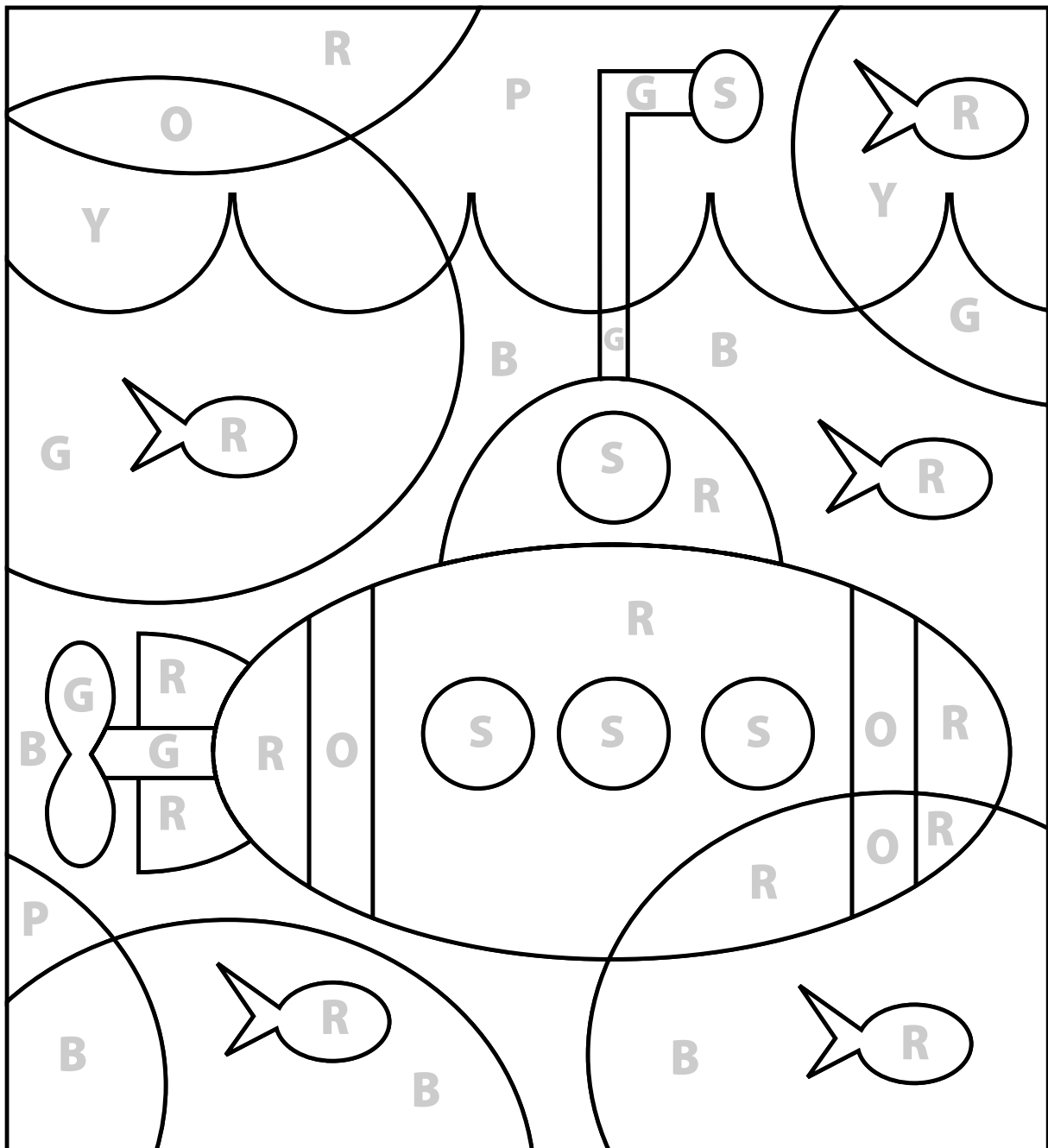
Date _____

HIDDEN IMAGE:

SUBMARINE

Scientists explore the ocean to learn about all the different fish and animals living there. Test your letter skills and find the hidden submarine. Pick a color for each letter.

Color in each space that contains a letter.



K

Read the poem.

Name _____

Circle each K that you see.

Date _____

Hickory dickory dock,
the mouse ran
up the clock.

The clock struck one,
the mouse ran down!
Hickory dickory docky.




How many K's did you find?



K

_____ , s


Book of Black





The bat is black.



The penguin is black.



The ant is black.



To make your book of black, first write your name. Then, use black to trace the words and color the pictures. When you are done, cut the pages on the dotted lines and have your parent staple them together!

Name _____

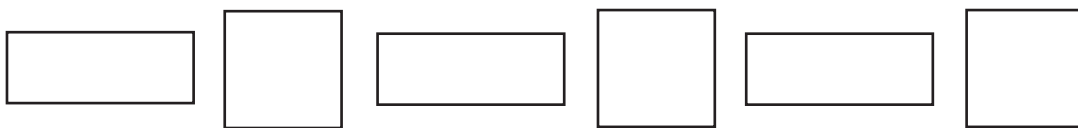
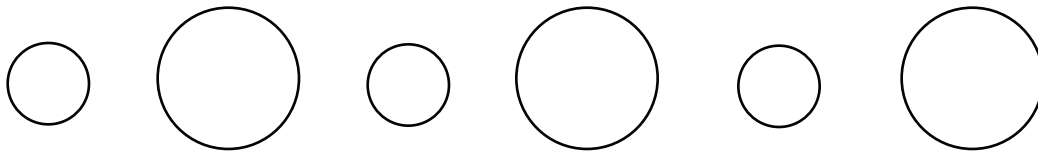
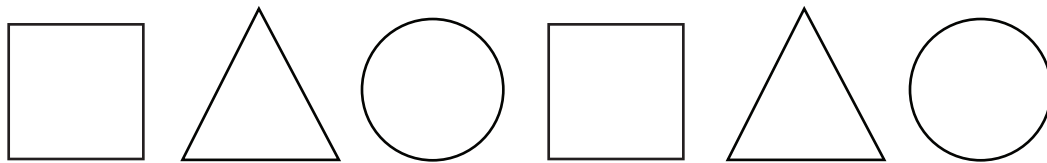
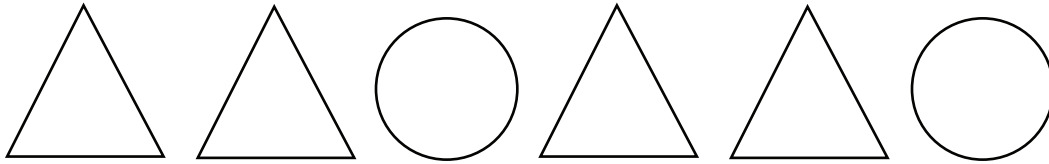
Date _____



Let's go on a Shape Safari!

Shape Line Patterns

Finish each pattern below by drawing the shape that comes next. After you finish all the patterns, create a pattern of your own!



Draw your own pattern in the space below!

Name _____

Date _____

Complete the Number Pattern

Complete the number patterns by writing the correct number in the empty shape.




1	2	3	1	
---	---	---	---	--

4	9	4	9	
---	---	---	---	--

7	8	9	7		
---	---	---	---	--	--

5	5	7	5		
---	---	---	---	--	--

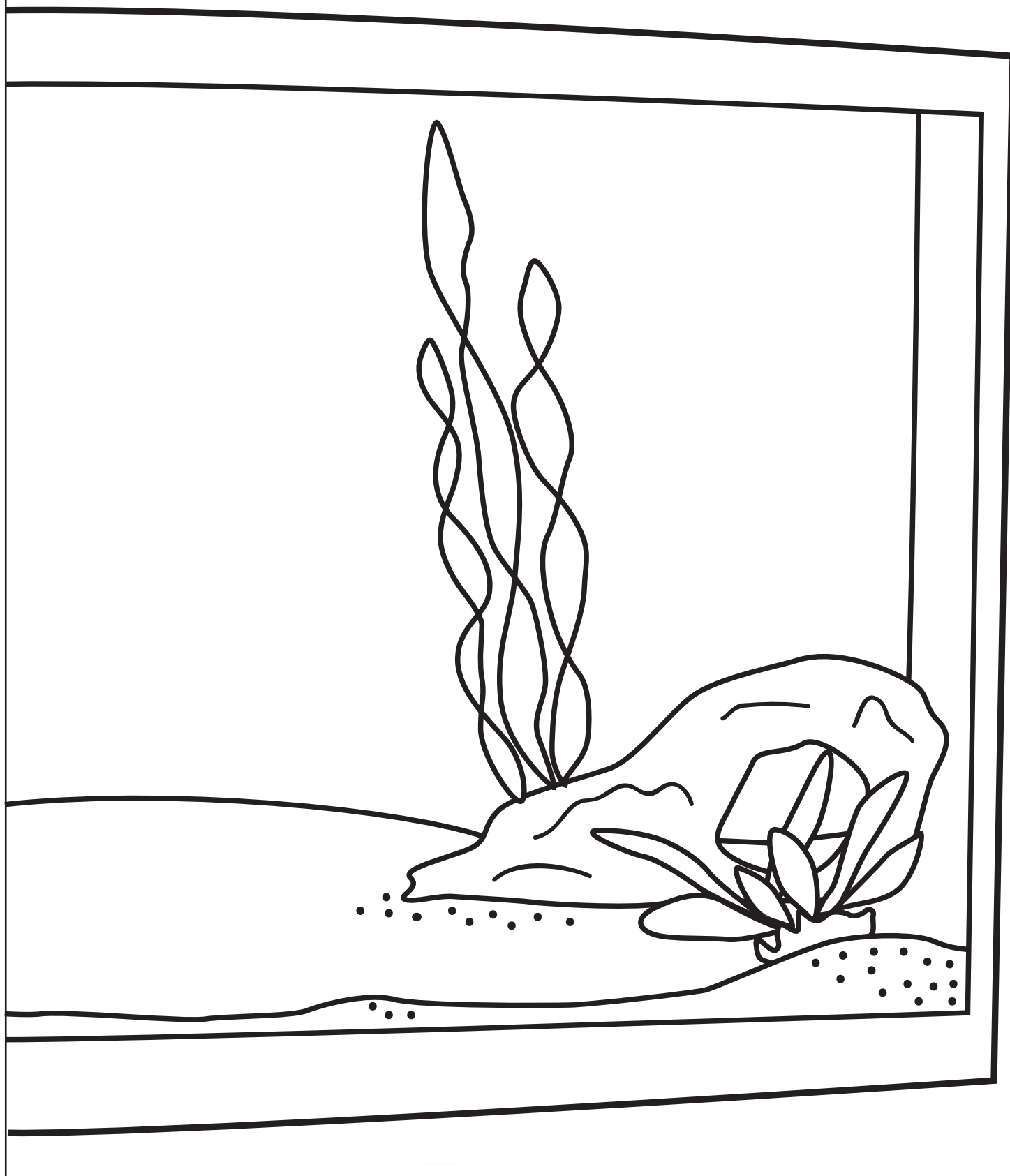
Aquarium Placemat



Cut along the dotted line, then line up with the second page and tape or glue them together to make your placemat!

Something is fishy!

What is missing from this aquarium?
Can you fix the problem by drawing and coloring some
beautiful fish and sea life inside of the tank?



Tape or glue first page here.

DAY 5



Literacy

Match the picture with the letter that makes its beginning sound.

Identify all the letter X's in the poem.

Cut out the letters and spell out the words.


Math

Finish each pattern. Then create your own patterns!

Write the missing letter in each pattern.

Fun Stuff

Color in the picture about teamwork.




Match the Sounds


Draw a line from each picture to the letter that matches its beginning sound.



F



T



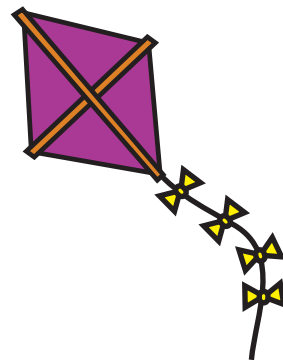
H



B



P




K



S



L




Read the poem.

Name _____

Date _____

Circle each X that you see.



Mix a pancake,
 Mix a pancake,
 Pop it in the pan.
 Fry the pancake,
 Toss the pancake,
 Catch it if you can!



How many X's did you find?

Name _____

Date _____



Letter By Letter

Spell these words letter by letter! First, cut out all the letters in the dotted boxes below. Then, paste each over the matching letter above.

F	i	s	h
---	---	---	---

B	e	a	r
---	---	---	---

M	o	u	s	e
---	---	---	---	---

T	i	g	e	r
---	---	---	---	---

D	o	g
---	---	---



e	F	i	s	T	e
o	g	r	a	e	M
i	u	o	B	r	h
g	D	s			

Name: _____

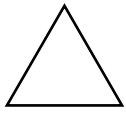

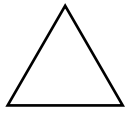

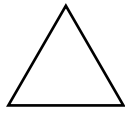

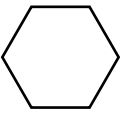

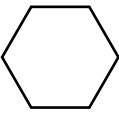


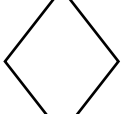

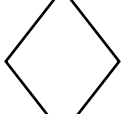

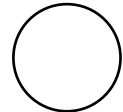
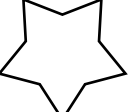
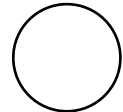
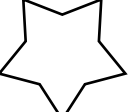
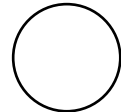
Date: _____



Shape Patterns



Continue the pattern on the dashed lines:






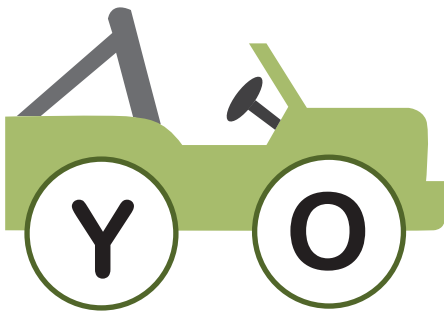






					-----	-----	-----
					-----	-----	-----
					-----	-----	-----
					-----	-----	-----

Create your own patterns on each row:

-----	-----	-----	-----	-----	-----
-----	-----	-----	-----	-----	-----
-----	-----	-----	-----	-----	-----
-----	-----	-----	-----	-----	-----

Pattern Safari

Observe the letters on the safari jeeps. Do you see a pattern? What letter comes next?



Words to Live By: Teamwork



WEEK 4



**FALL
REVIEW PACKET**

**ANSWER
KEYS**




Use these answer keys
to check your work!































Name _____ Date _____

Answer Key

Alphabet Blocks

Trace the letters. Write in the missing letters.



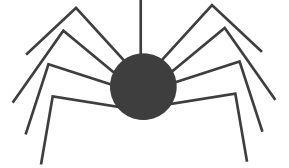
				
				
				
				
				
				

E

Read the poem with a parent! **Answer Key**

Circle each E that you see.

The itsy bitsy spider
went up the water spout.
Down came the rain, and
washed the spider out.
Out came the sun, and
dried up all the rain.
And the itsy bitsy spider
went up the spout again.











How many E's did you find?

18

WHAT COMES NEXT?

Draw a line to show what will happen next in each picture.



Name _____

Date _____


Answer Key Everyday Shapes

These objects are shaped like triangles, circles, and rectangles.
Draw lines from the objects to the correct shape.


window



donut




envelope



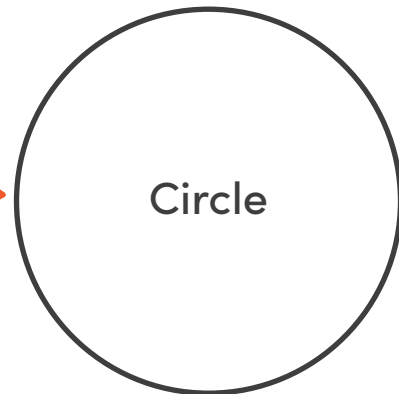
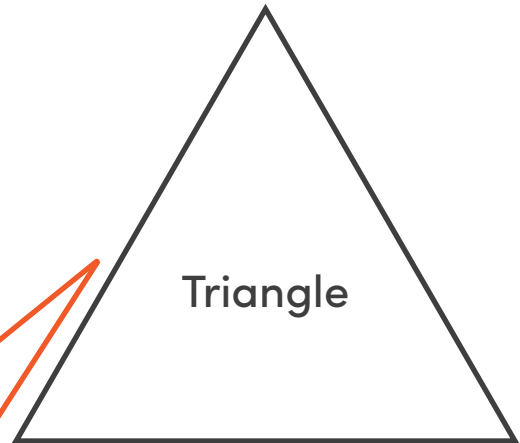

candy corn



fried egg



pizza



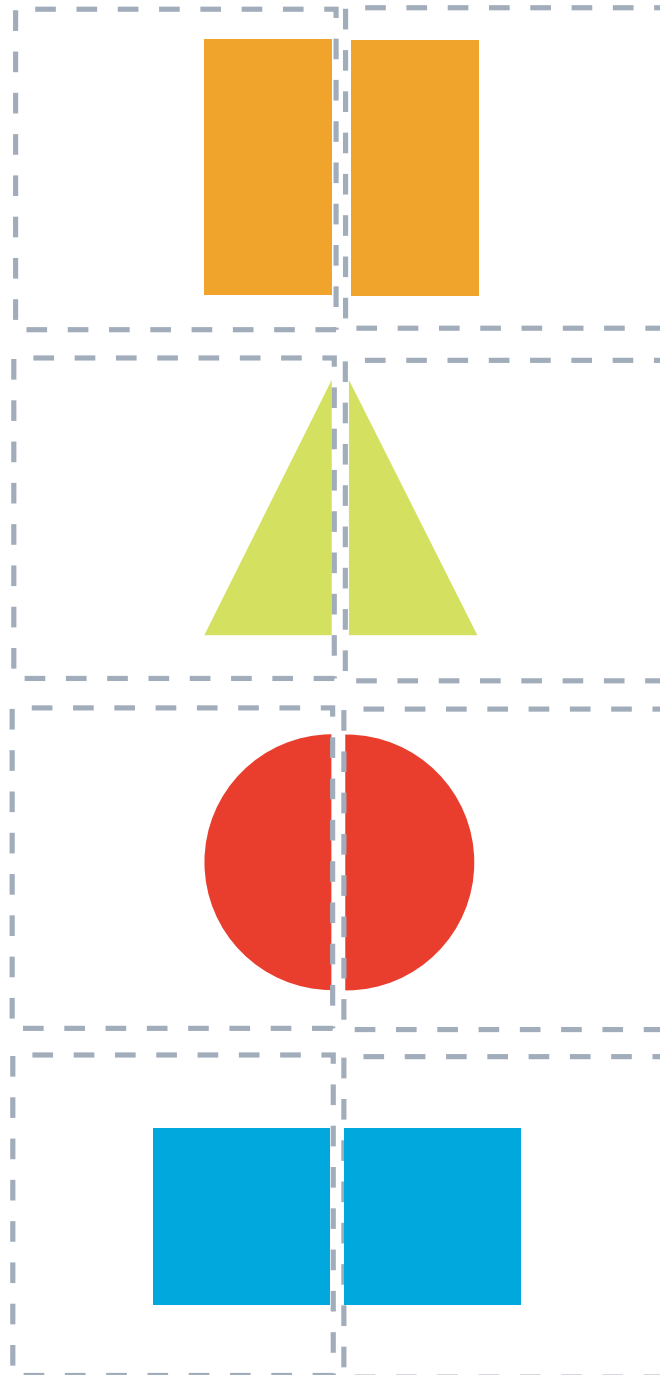
Name _____

Date _____

ANSWER KEY

Mixed Up Shapes

These shapes are mixed up. Can you put them back together? Cut out the pictures and match them to make the shapes whole. You can also turn all the pieces face down and use them as a memory matching game!

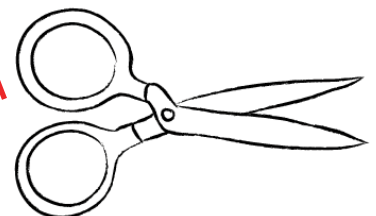





Name _____

Date _____ **ANSWER KEY**

MATCH THE CORRECT ITEM

Draw a line to match who would use each object for their job.



Help the helicopter land on the helicopter pad.
Draw a line to make a path to connect A to Z in alphabetical order
and get through the maze.

The maze is a large, irregular shape with a thick border of white flowers. Inside, there are several paths of flowers. A blue helicopter is at the top left. A red line starts at a red letter 'A' and follows a path through letters B, C, D, E, F, G, H, I, J, K, L, M, N, O, P, Q, R, S, T, U, V, W, X, Y, and Z, ending at a green square with a yellow 'H' inside, representing the helicopter pad.

R

Read the poem.


Name _____

Date _____

Circle each R that you see.

Answer Key

Row, row, row your boat
Gently down the stream.
Merrily, merrily,
merrily, merrily,
Life is but a dream.



How many R's did you find?

14




Name: _____

Date: _____


Answers Drawing Shapes

Draw each shape.


Circle



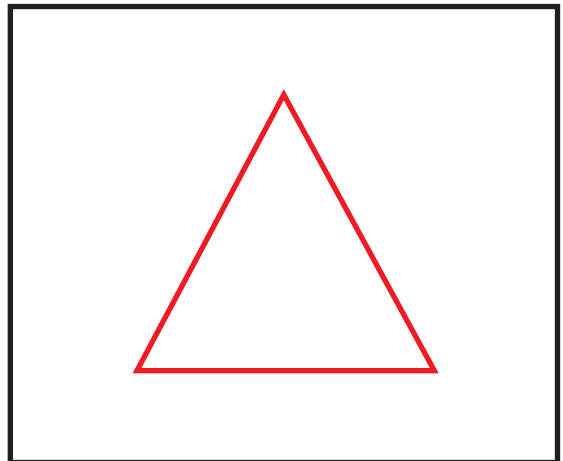
Square



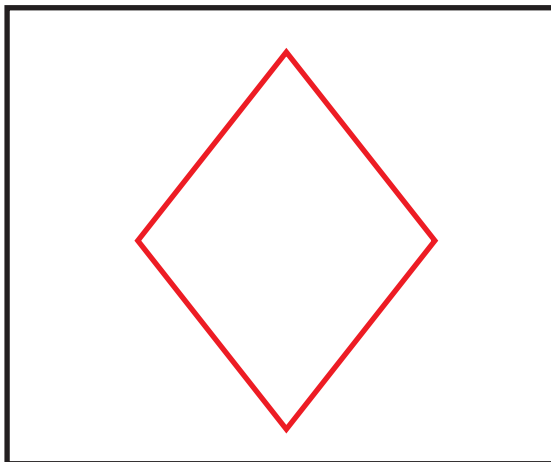
Star




Triangle



Diamond



Heart




Name: _____

Date: _____



ROLLER DERBY MAZE **Answer Key**

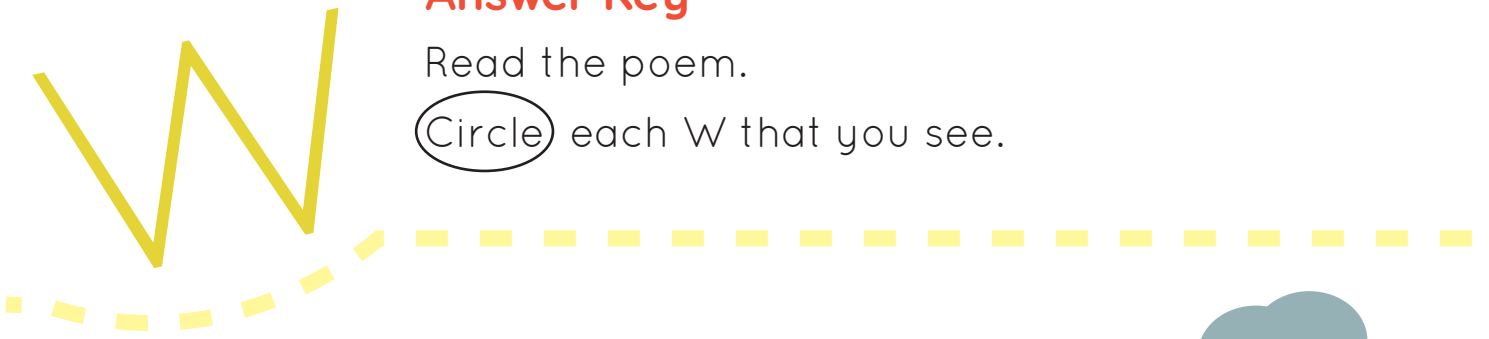
Help this skater make it through the maze!
Draw a line to connect a to z in alphabetical order!




Answer Key

Read the poem.

Circle each W that you see.



Whether the **w**eather be fine,
Or **w**hether the **w**eather be not,
Whether the **w**eather be cold,
Or **w**hether the **w**eather be hot,
We'll **w**eather the **w**eather
Whatever the **w**eather,
Whether **w**e like it or not!



How many W's did you find?

15

Name _____

Date _____


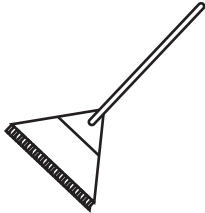
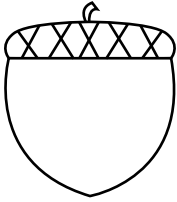

ANSWER KEY


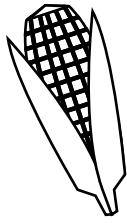


Cut and Paste: Fall Objects



Cut out the fall objects from the bottom of the page. Paste the picture by the objects name.

Color in the fall objects if you would like!

			
Apple	Rake	Acorn	Pie

			
Scarecrow	Corn	Leaf	Pumpkin



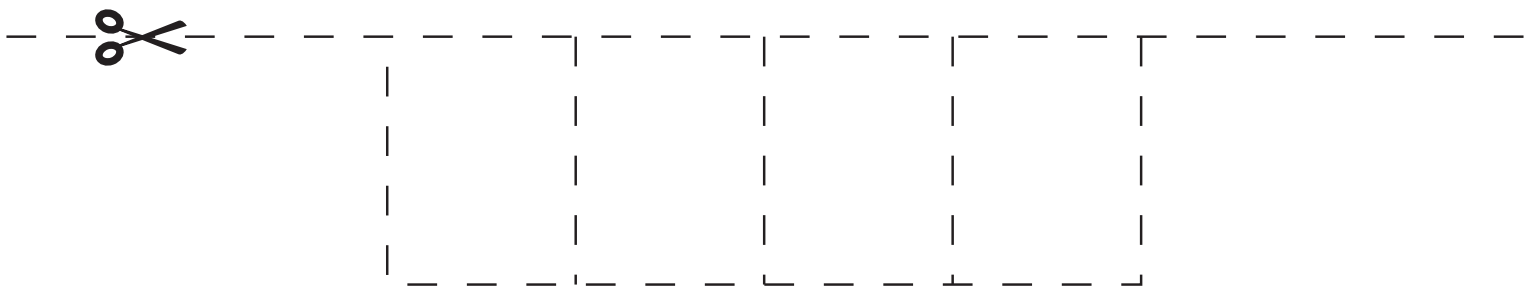
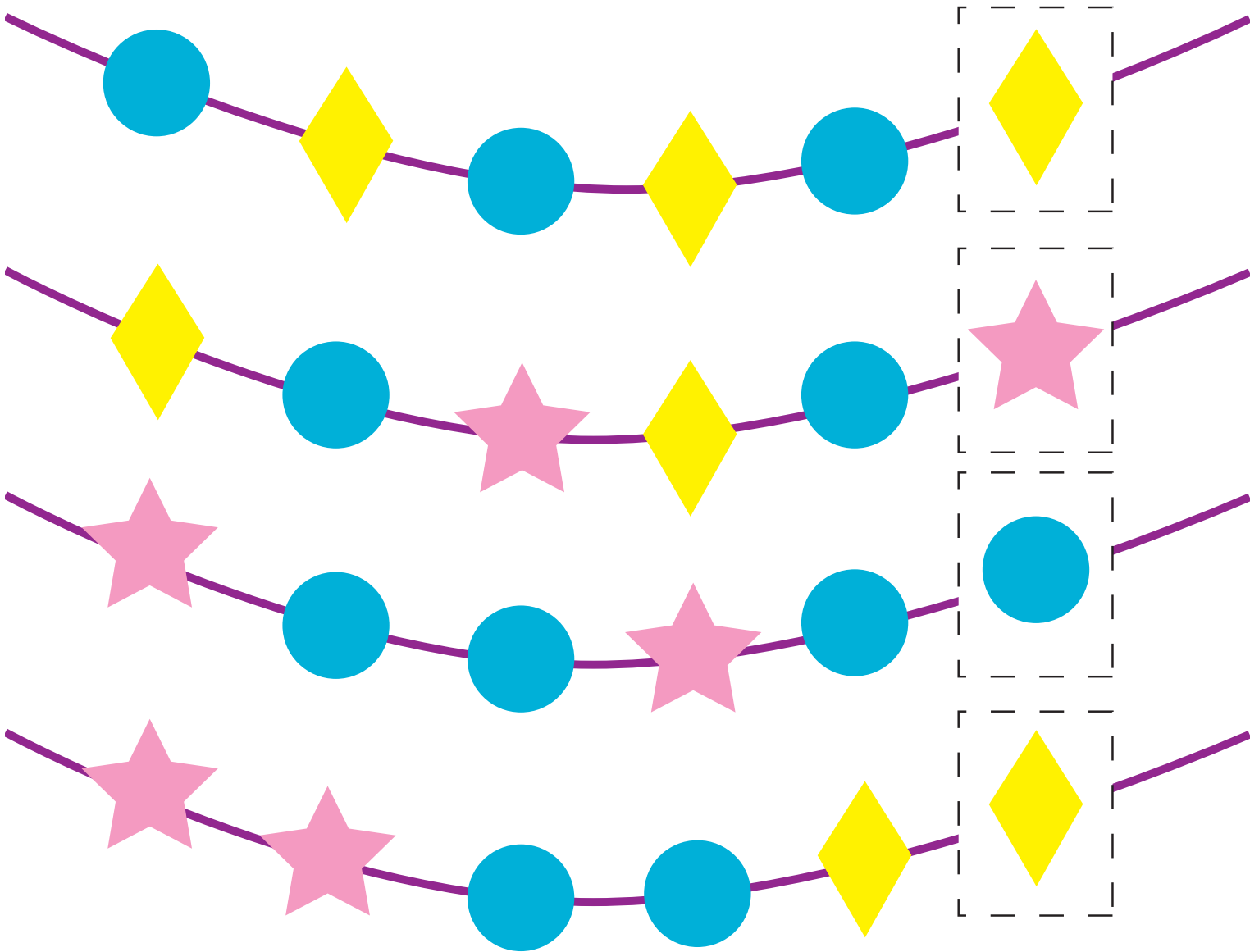
Name _____

Date _____

ANSWER KEY


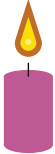








Pearly Necklace

Which bead comes next? Help finish the pattern by cutting out the missing beads and gluing them on the correct necklace.



Answer Key **HOT** OR **COLD**?

Which objects are hot and which ones are cold?
Cut out the items below and paste them in the correct picture.

<p>pie</p> 	<p>candle</p> 
<p>pizza</p> 	<p>hot cocoa</p> 
	<p>igloo</p> 
	<p>snowman</p> 
	<p>lemonade</p> 
	<p>snowflake</p> 
	<p>ice cream</p> 

Name _____

Date _____

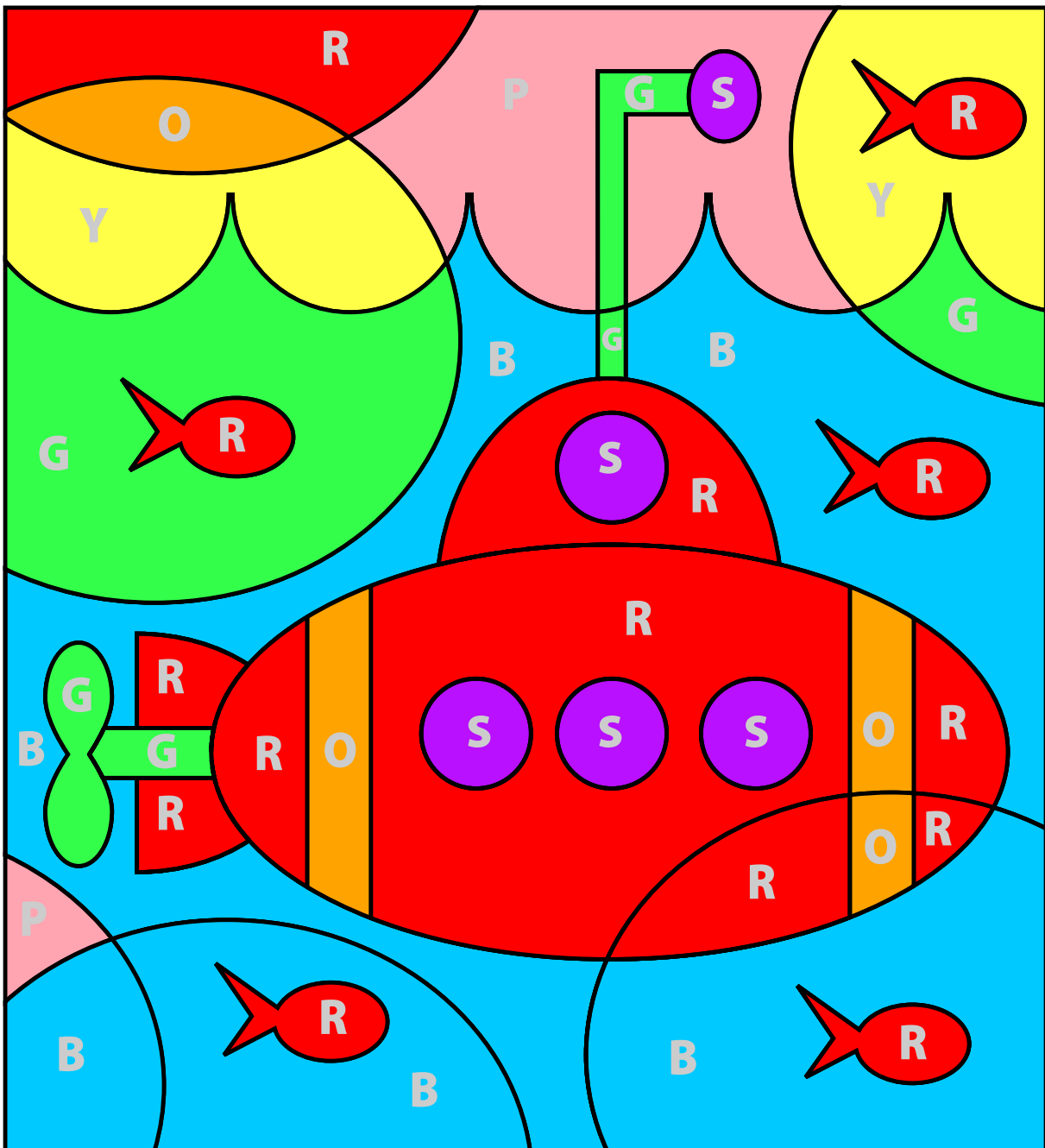
ANSWER KEY

HIDDEN IMAGE:

SUBMARINE

Scientists explore the ocean to learn about all the different fish and animals living there. Test your letter skills and find the hidden submarine. Pick a color for each letter.

Color in each space that contains a letter.



K

Read the poem.

Circle each K that you see.

Name _____

Date _____

Answer Key

Hickory dickory dock,

the mouse ran

up the clock.

The clock struck one,

the mouse ran down!

Hickory dickory docky.



How many K's did you find?

9

K

Name _____

Date _____


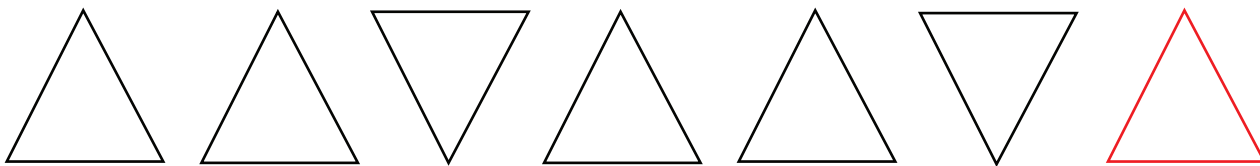


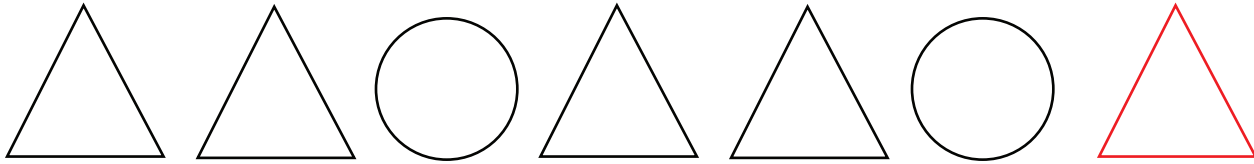
ANSWERS



Let's go on a
Shape Safari!

Shape Line Patterns

Finish each pattern below by drawing the shape that comes next. After you finish all the patterns, create a pattern of your own!



Draw your own pattern in the space below!

Patterns can vary.

Complete the Number Pattern

Complete the number patterns by writing the correct number in the empty shape.



1 2 3 1 2


4 9 4 9 4

7 8 9 7 8 9

5 5 7 5 5 7

Match the Sounds

Draw a line from each picture to the letter that matches its beginning sound.



F

T

H



B


P

K

S

L






Read the poem.

Circle each X that you see.

Name _____

Date _____

Answer Key



Mi(x) a pancake,
 Mi(x) a pancake,
 Pop it in the pan.
 Fry the pancake,
 Toss the pancake,
 Catch it if you can!

How many X's did you find?

2



Name: _____

Date: _____



Shape Patterns Answer Key



Continue the pattern on the dashed lines:

Create your own patterns on each row:

Student patterns will vary.

-----	-----	-----	-----	-----	-----
-----	-----	-----	-----	-----	-----
-----	-----	-----	-----	-----	-----
-----	-----	-----	-----	-----	-----

Pattern Safari

ANSWERS

Observe the letters on the safari jeeps. Do you see a pattern? What letter comes next?

