

WEEK 4 

FALL REVIEW PACKET

5 Days of Activities



Reading

Writing

Math

Other Fun Stuff

Helpful Hints

Materials You Will Need:

- Pencils
- Colored pencils, markers, or crayons for some of the activities
- Scissors, tape, glue, and other materials for some of the activities








Directions & Tips:



- There is a schedule for each day. You may complete the activities in any order.
- Make sure to plan your time so that you don't let things pile up at the end.
- Read the directions carefully before completing each activity.
- Check off each of the activities when you finish them on the menu.

Activity Menu

	Day 1	Day 2	Day 3	Day 4	Day 5
Reading 	Snap the Snail	Memory Match Game	Complete the Summer Story: Short and Long Vowels	Hey, Diddle, Diddle	Make a Mini Storybook: Rhyming Word Fun
Writing 	All About Leafcutter Ants	What Happens Next?	My Describing Poem	The Very Best Game	Fruit and Veggies are...
Grammar 	Long Vowel Sounds	Colorful Word Families	Digraph Sound Review	Kitchen Word Scramble	Word Changer
Math 	Farmers Market Map Above, Below, Left, Middle, Right	Patterns Finish the Pattern	Two-Dimensional Shapes Shapes in the World	3D Shapes in the World Fun on the Farm: Find the 3D Shapes	Sort 2D and 3D Shapes Color and Make Your Own Tangrams
Fun Stuff 	Mistakes Help Me Learn Banner	Snack Time Memory Game	Sports Sudoku	Smoky Mountains National Park	Origami Cat

DAY 1

Reading	Read the story three times, and then draw a picture to go with the story.
Writing	Use the science words to complete the informational text about leafcutter ants.
Grammar	Match each picture to the long vowel you hear in the word.
Math	<p>Read the directions to create a map of the farmers market.</p> <p>Practice using position words such as above, below, left, right, and middle with these pictures of cats and dogs.</p>
Fun Stuff	Color and cut out the words to make a banner with a positive reminder!




Name: _____

Date: _____

Snap the Snail

Read the story 3 times. Color in a star  each time you read. Then illustrate the story.

Snap is a snail. She has a big shell. She loves to go slow. Snap has a cap on her head. Snap is a silly snail.




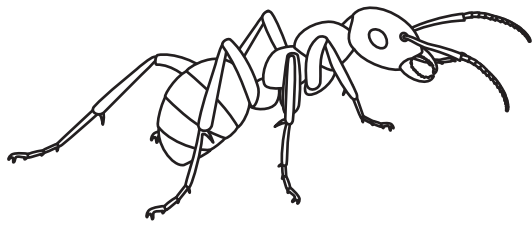
Name: _____

Date: _____

All About Leafcutter Ants

Use the words from the word bank to finish the informational page about leafcutter ants.

floor colony
rainforest farmers



Leafcutter ants live in the Amazon

----- They live

_____ .

on the forest ----- They

_____ .

live together in a -----

_____ .

Leafcutter ants are -----


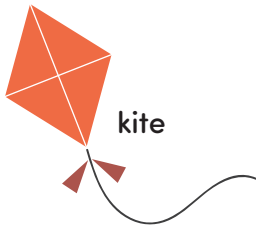

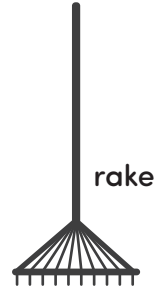

because they grow food.

Name _____

Date _____

Long Vowel Sounds

Circle all the words that have a long vowel sound. Draw a line to connect each long vowel with the word that makes its sound. (Hint: you may have to connect more than one word with any given vowel sound!) Now go back and place an **X** over all the words that don't belong.





USING POSITION WORDS

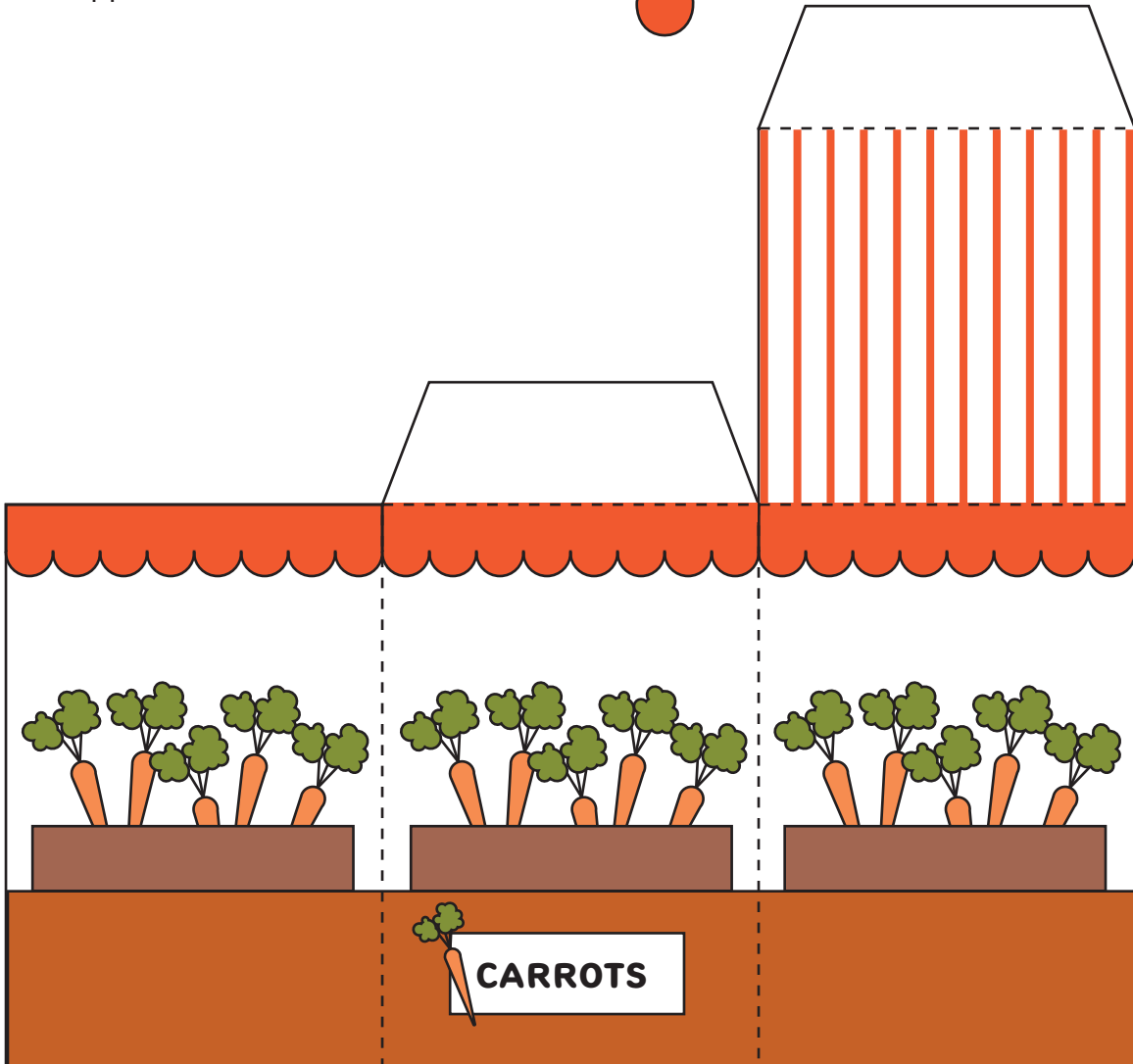
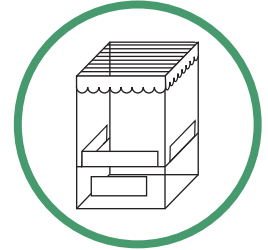
FARMERS MARKET MAP




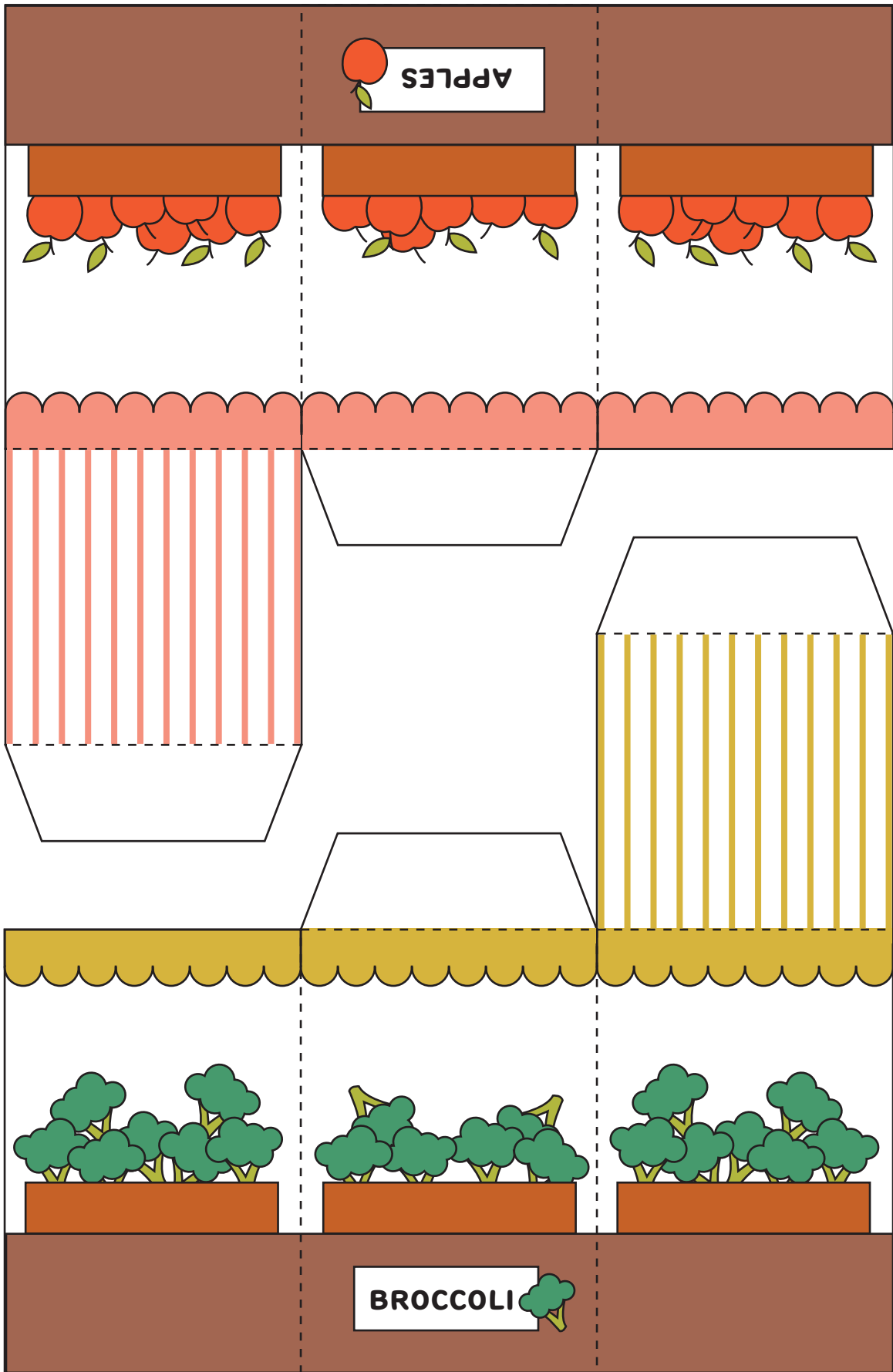
The farmers market has closed down the street for the day.

Follow these steps to make your own market!

1. Cut out the market stands and fold them at the dashed lines.
2. Use glue to keep the tabs secure. There will be one open side.
3. Use the following hints to put the stands in the right place on the street:
 - The carrot stand is across from the apple stand.
 - The lettuce stand is across from the cherry stand.
 - The broccoli stand is next to the lettuce stand.
 - The apple stand is next to the broccoli stand.

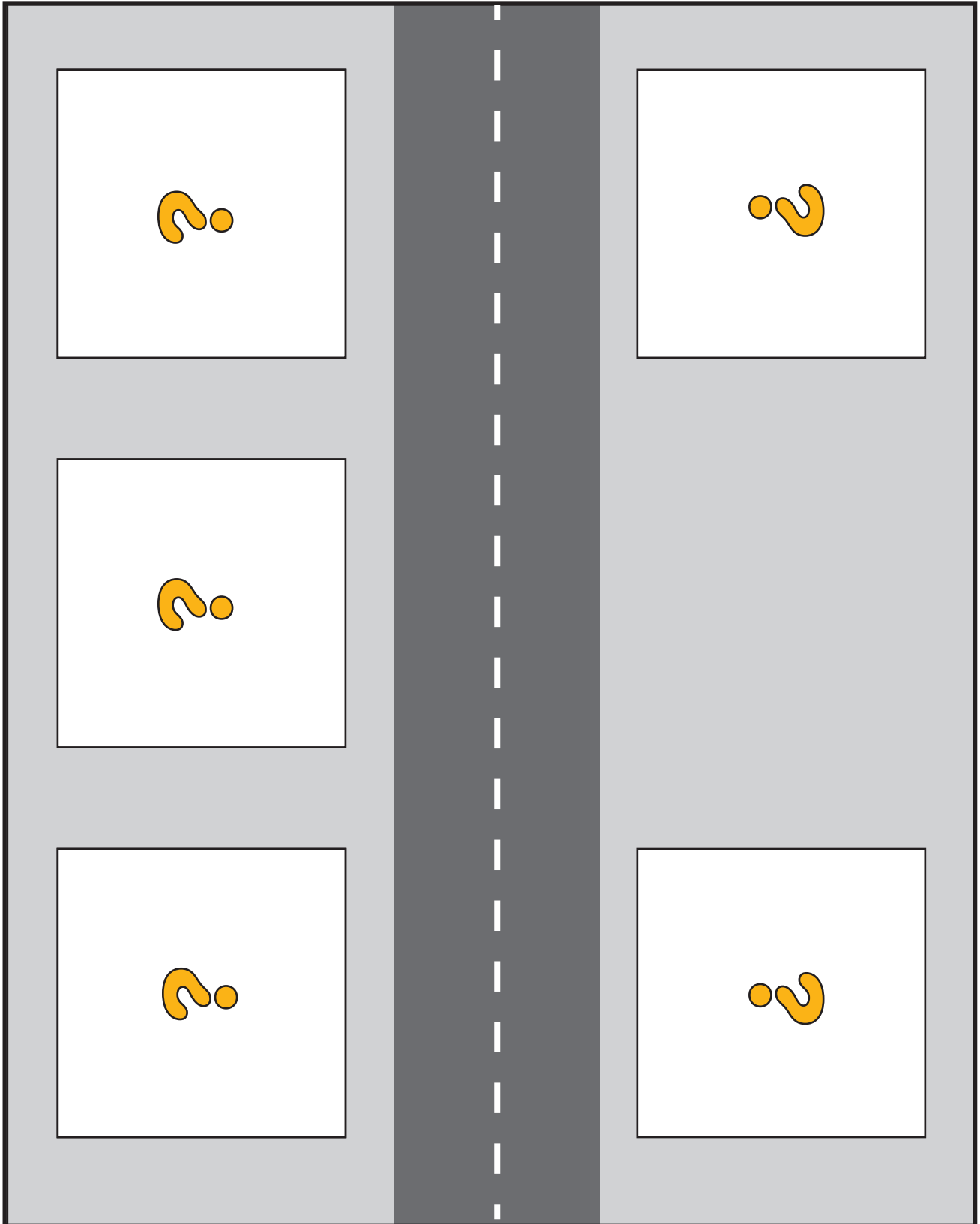







Name _____ Date _____


FARMERS MARKET




Above Below Left • Middle • Right



1. Is the dog **above** or **below** the cat?





2. Is the dog to the **left** or the **right** of the cat?



3. Is the white cat **above** or **below** the dog?

4. Is the white dog to the **left**, in the **middle**, or to the **right** of the brown dogs?



5. Is the white cat **above** or **below** the brown dog?

6. Is the blue dog to the **left** or the **right** the yellow dog?

7. Is the purple cat to the **left**, in the **middle**, or to the **right** of the dog with spots?

BONUS: Where is the green cat?

Name _____

Date _____



Directions:

1. Cut out the parts of your “Mistakes help me learn and grow” banner.
2. Use tape to join the words into a sentence that will become your banner.
3. Decorate your “Mistakes help me learn and grow” banner and draw a picture of yourself learning from a mistake.
4. Hang your banner up where you need a positive reminder!



Mistakes

help me

Name _____

Date _____ 


learn and



grow.



DAY 2

Reading	Play a matching game with even more sight words!
Writing	Put the pictures in order by writing numbers under them.
Grammar	Color the words to show what word family they belong to.
Math	Cut and glue shapes to finish the pattern. Draw the missing shape in each pattern.
Fun Stuff	Play a matching game with pictures of healthy snacks!



Memory Match Game

Cut out each card and place face down (be sure to mix them up).
At each turn a player turns over two cards trying to make a match.

you

was

this

you

was

this

like

play

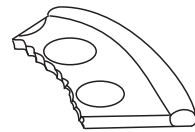
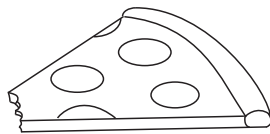
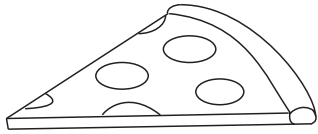
here

like

play

here



What happens next?



Write a 1 in the box that happens first.

Write a 2 in the box that happens second.

Write a 3 in the box that happens third.




Name: _____


Date: _____

Colorful Word Families


Color the words to match each word family.



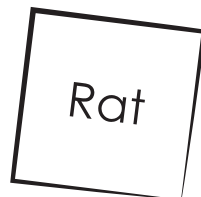
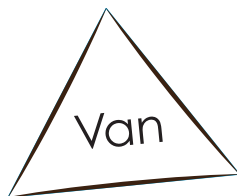

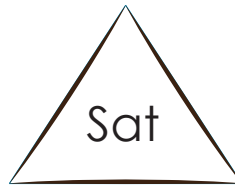
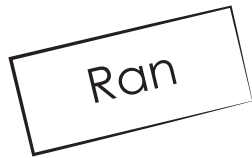

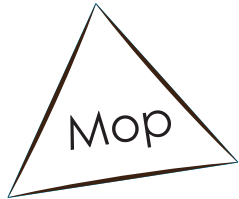
-an Family



-op Family



-at Family










Name _____

Date _____

Patterns


Cut out and glue the shapes at the bottom of the page to complete each pattern.



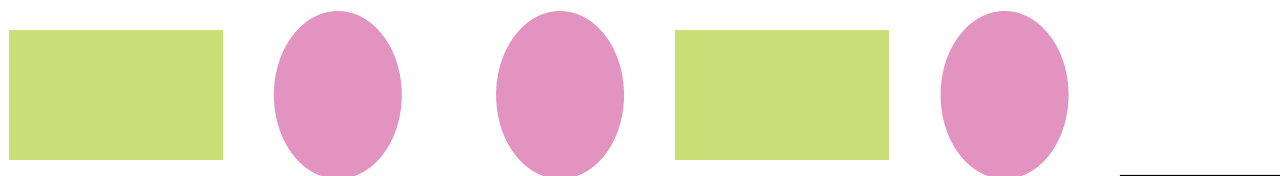
Name: _____

Date: _____

Finish the Pattern



Look at each pattern. Finish the pattern by drawing the missing shapes.




Snack Time Memory Game

Name _____

Date _____

1. Cut out and place the cards face down on a flat surface.
2. Players take turns looking under two cards.
3. If the pictures match, the player keeps the cards and gets another turn.
4. The player with the most cards at the end wins!



DAY 3



Reading	Fill in the blanks to complete each sentence in this summer story.
Writing	Use your five senses to draw and write a poem about a special place.
Grammar	Write the missing letters in each word and match them to the correct pictures.
Math	Practice identifying different 2D shapes. Cut and paste the pictures of real world objects to match them to their shape name.
Fun Stuff	Complete the Sudoku puzzle with the correct sports picture.

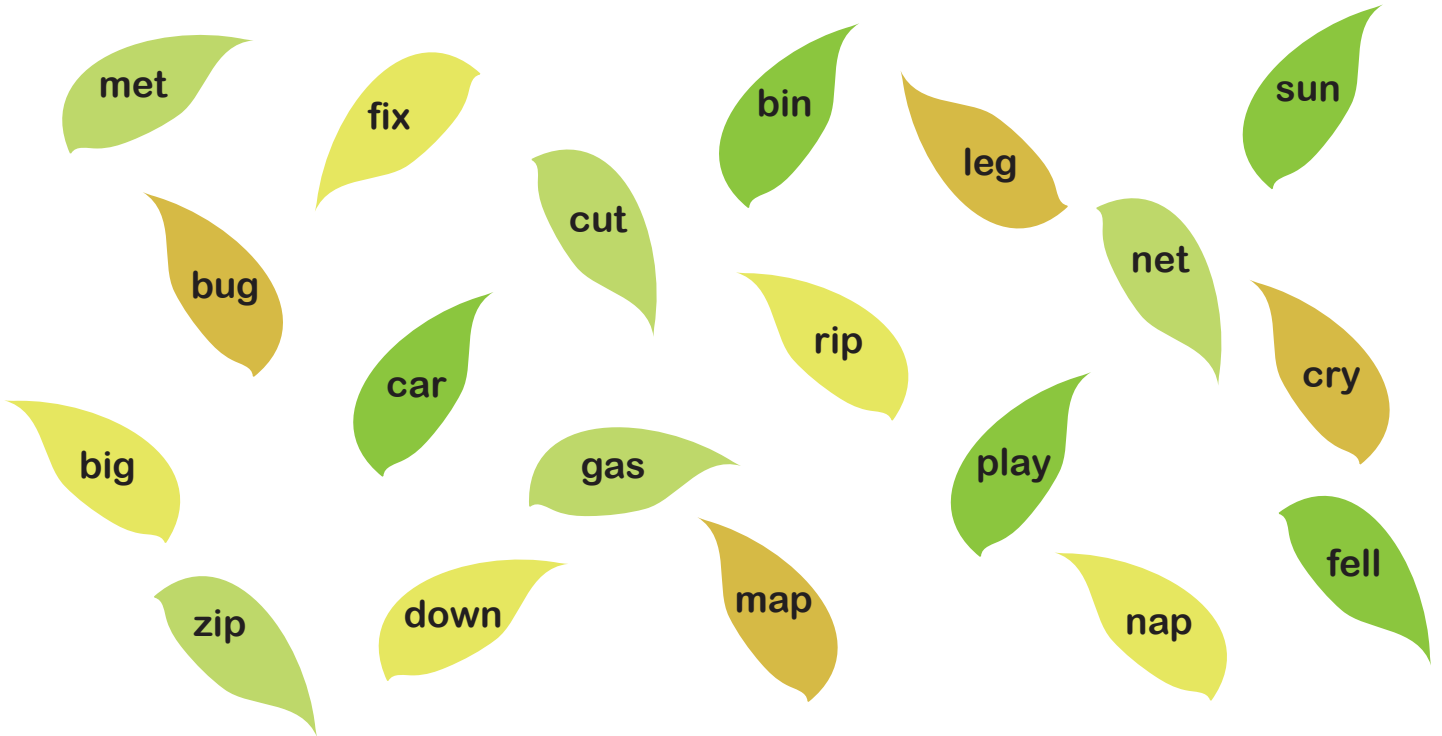


Name: _____

Date: _____

Complete the Summer Story: Short and Long Vowels

Choose a word below to complete each sentence.



During the summer, I love to _____ with my friends.

But I _____ off my bike this morning.

It hurt so much that I let out a loud _____.

My brother put a bandage on my _____.

My dad stitched the _____ in my shirt.

My mom will _____ my broken bike.

The _____ is still shining, so I go back out to play.



Name: _____

Date: _____

My Describing Poem

Choose a place to write about. Then fill in each section using drawings and words.

Place: _____



You can see



You can hear



You can taste



You can smell



You can feel

Name: _____

Date: _____

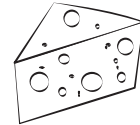
Digraph Sound Review

Fill in the blanks with the correct sound.


Choose from the sounds **ch** , **qu** , or **wh**

Then, draw a line from the word to its picture.


__ __ een




__ __ ilt




__ __ eese



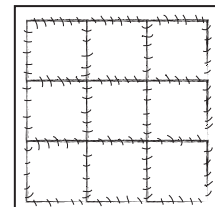
bea __ __



__ __ ale



__ __ eel




Two-Dimensional Shapes

Trace, color, and write.


Trace each shape.



square



circle



triangle








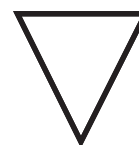



rectangle

Color the squares blue.

Color the triangles green.

Color the circles orange.

Color the rectangles red.












Write S on all squares.

Write T on all triangles.

Write R on all rectangles.

Write C on all circles.











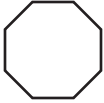









Name: _____

Date: _____

Shapes in the World

Directions: Cut out the pictures and glue them next to the matching shape.

Rectangle  	Square  	Oval  
Circle  	Triangle  	Octagon  



Name _____

Date _____


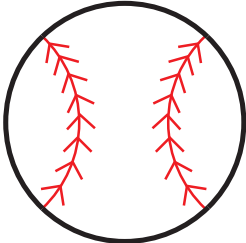

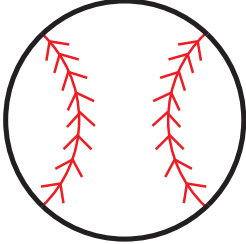





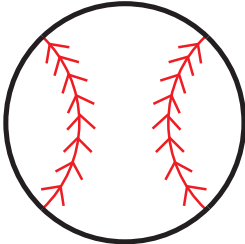








Sports Sudoku

This is a Sudoku puzzle!

To play, cut out the pictures and glue each one in the correct square. Remember:
The football, soccer ball, tennis ball, and baseball must appear only once in each

row , column , and block .

DAY 4



Reading	Read the classic poem “Hey, Diddle, Diddle” to find the rhyming words. Then draw a picture!
Writing	Draw and write about your favorite game to play.
Grammar	Unscramble the names of different kitchen items.
Math	<p>Cut and paste the pictures of real world objects to match them to their 3D shape name.</p> <p>Find and color all of the different 3D shapes in this farm picture.</p>
Fun stuff	Learn about the Smoky Mountains National Park in Tennessee with this coloring page.



Name: _____

Date: _____

Hey, Diddle, Diddle

Draw a picture for Hey, Diddle, Diddle. Circle the rhyming words.



Hey, diddle, diddle, the cat and the fiddle,
The cow jumped over the moon;
The little dog laughed to see such sport,
And the dish ran after the spoon.



Name: _____

Date: _____

The Very Best Game



Draw a picture of your favorite game.

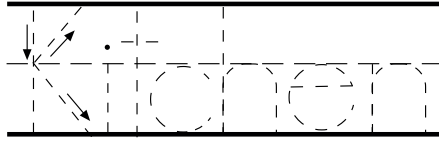
Then finish the sentences to tell all about the game.

My favorite game is _____.

I like it because _____.


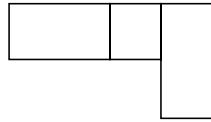
You will enjoy it if you like _____.

That is why I think _____
is the very best game.

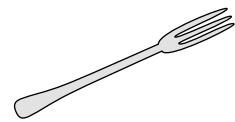
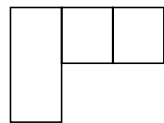


Unscramble each word to find the name of a kitchen utensil. Then write it in the space provided. When you're done, draw a line from the word to the matching picture.

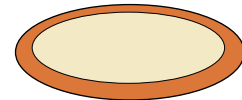
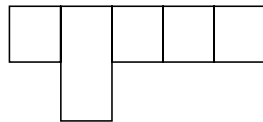
ugm



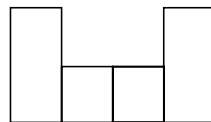
nap




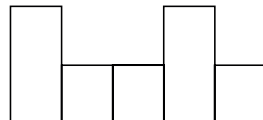
onosp




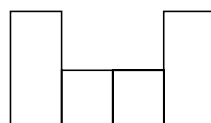
rofk



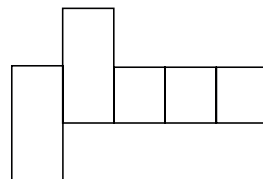
ifkne



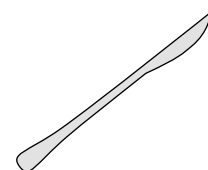
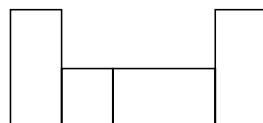
ihds



lsasg



wolb



Name: _____



Date: _____

3D Shapes in the World

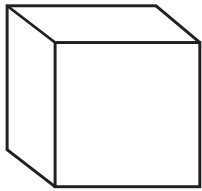



Cut out the pictures and glue them next to the matching shape.

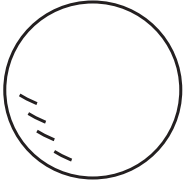

Rectangular Prism



Cube

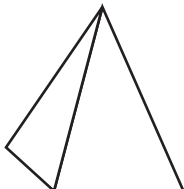

Sphere

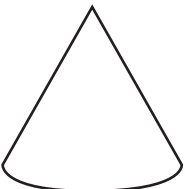

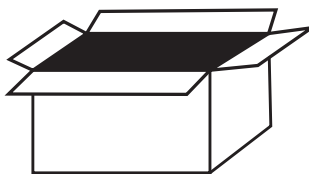

Cylinder

Pyramid

Cone

Name: _____

Date: _____

Fun on the Farm: Find the 3D Shapes

Look at the shape picture below. Follow the directions to color the 3D shapes.


Color all the rectangular prisms **purple**.

Color all the spheres **blue**.

Color all the cubes **green**.


Color all the cones **yellow**.

Color all the cylinders **red**.




Smoky Mountains National Park, Tennessee

Great Smoky Mountains National Park has historic buildings, hiking trails, and mountain scenery.



DAY 5

Reading	Make a mini storybook with fun rhyming words.
Writing	Complete the sentences to tell your thoughts about fruits and veggies.
Grammar	Change “map” to “pig” by changing one letter at a time!
Math	Cut and paste to sort the 2D and 3D shapes. Make your own tangrams, and then complete a puzzle with them.
Fun stuff	Learn how to fold your own origami cat!




To assemble the mini books:

1. Cut on the dotted lines

3. Put pages in correct order

2. Fold on solid lines

4. Staple along left edge



Look at the cat.

Look at the duck.

Look at the fish in a dish.


Look at the fox.

Look at the bee.

Look at the frog on the log.

8

RHYMING WORD FUN



Colored by: _____

1

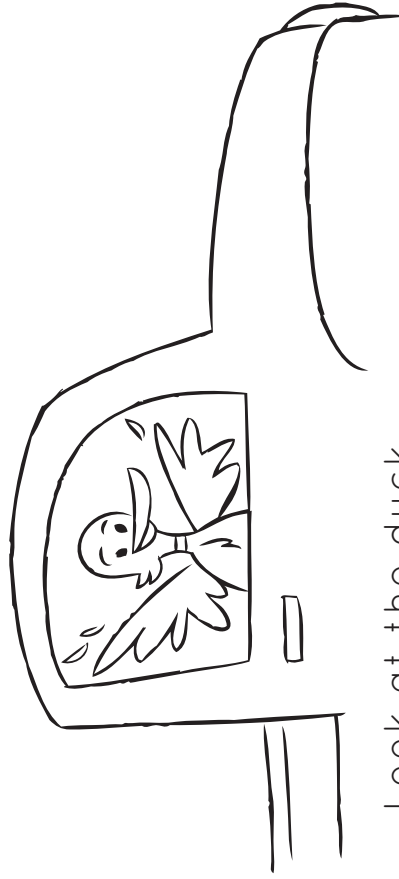


Look at the bee.

Can you see?

I see a bee in a tree.

6



Look at the duck.

It is stuck.

Look at the duck stuck in a truck.

3

To assemble the mini books: 1. Cut on the dotted lines 3. Put pages in correct order
2. Fold on solid lines 4. Staple along left edge



Look at the cat.
She has a hat.
Look at the cat on the mat with a hat.

2



Look at the fish.
He is in a dish.
Look at the fish in a dish.

4



Look at the frog.
He lives in a bog.
Look at the frog on a log in the bog.

7



Look at the fox.
She is in a box.
Look at the fox in the box.

5

FOLD

FOLD

Fruits and Veggies are...

Name: _____

Date: _____

Fill in the blanks to create your own simple list story.

Fruits are _____

but veggies are _____.

Fruits come from _____.

Veggies come from _____.

My favorite fruit is _____.

My favorite vegetable is _____.

The best meal with fruits is _____.

The most tasty meal with veggies
is _____.

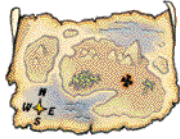
The most important thing about fruits
and veggies is _____.

Name _____

Date _____

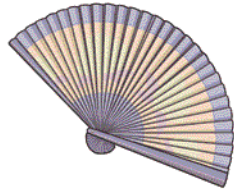
WORD CHANGER

Starting with the first word, change one letter to make the next word.

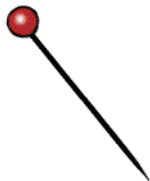



m a p








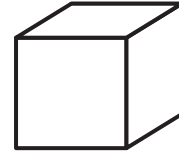


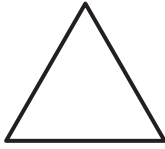
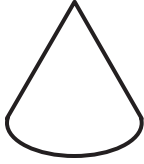




Name _____

Date _____

SORT 2D AND 3D SHAPES



cylinder

rectangle

cone

triangle

sphere

circle

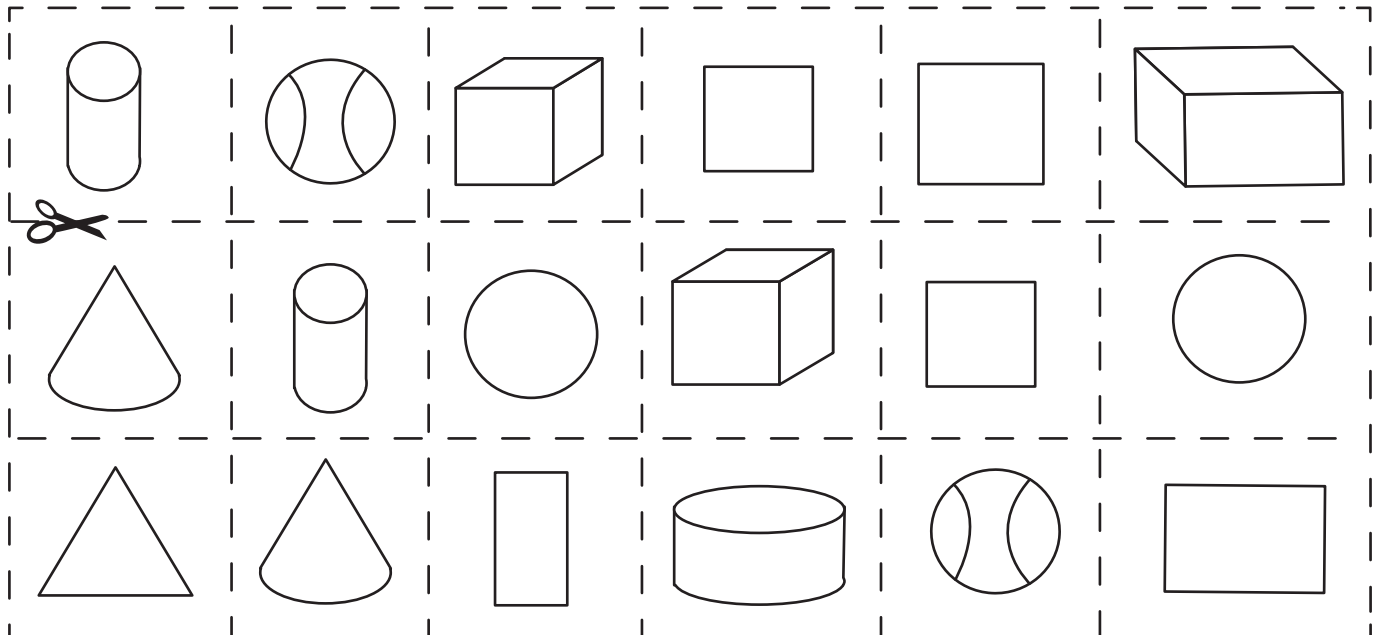
cube

square


2-DIMENSIONAL SHAPES

3-DIMENSIONAL SHAPES

Identify the difference in the 2D and 3D shapes below by coloring them in, cutting them out and sorting them.

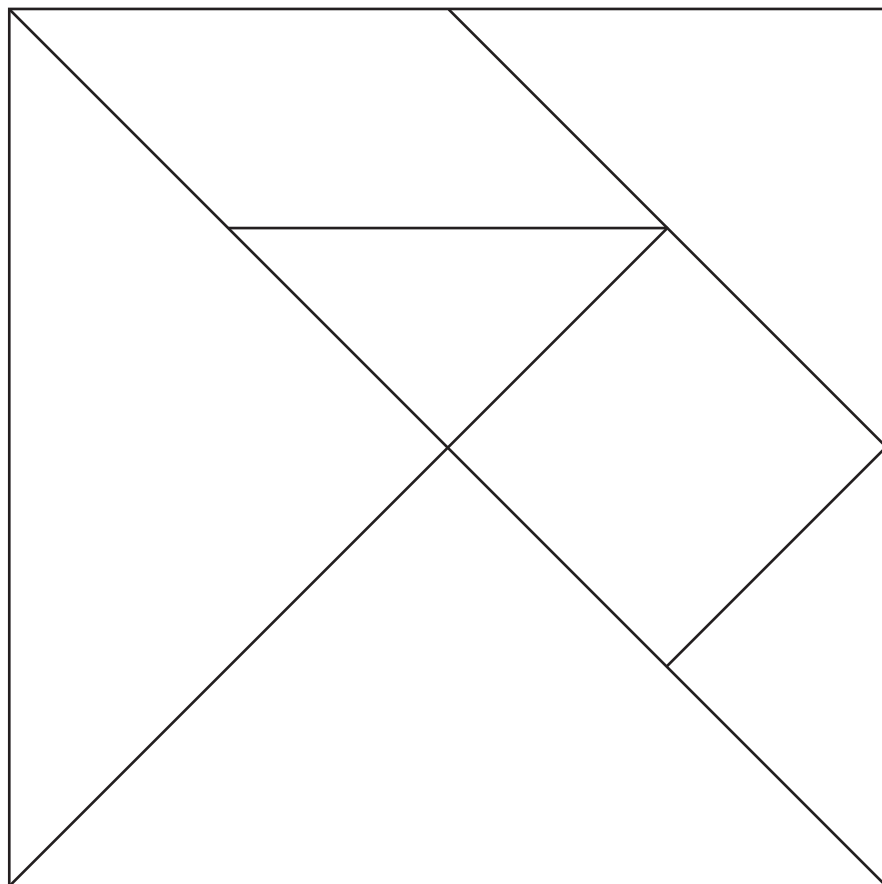


Color and Make Your Own Tangrams



Tangram is an ancient Chinese geometric puzzle where a square is cut into seven pieces that can be arranged to create different figures.

Objective of the puzzle: To form a specific shape using all seven pieces, which may not overlap.

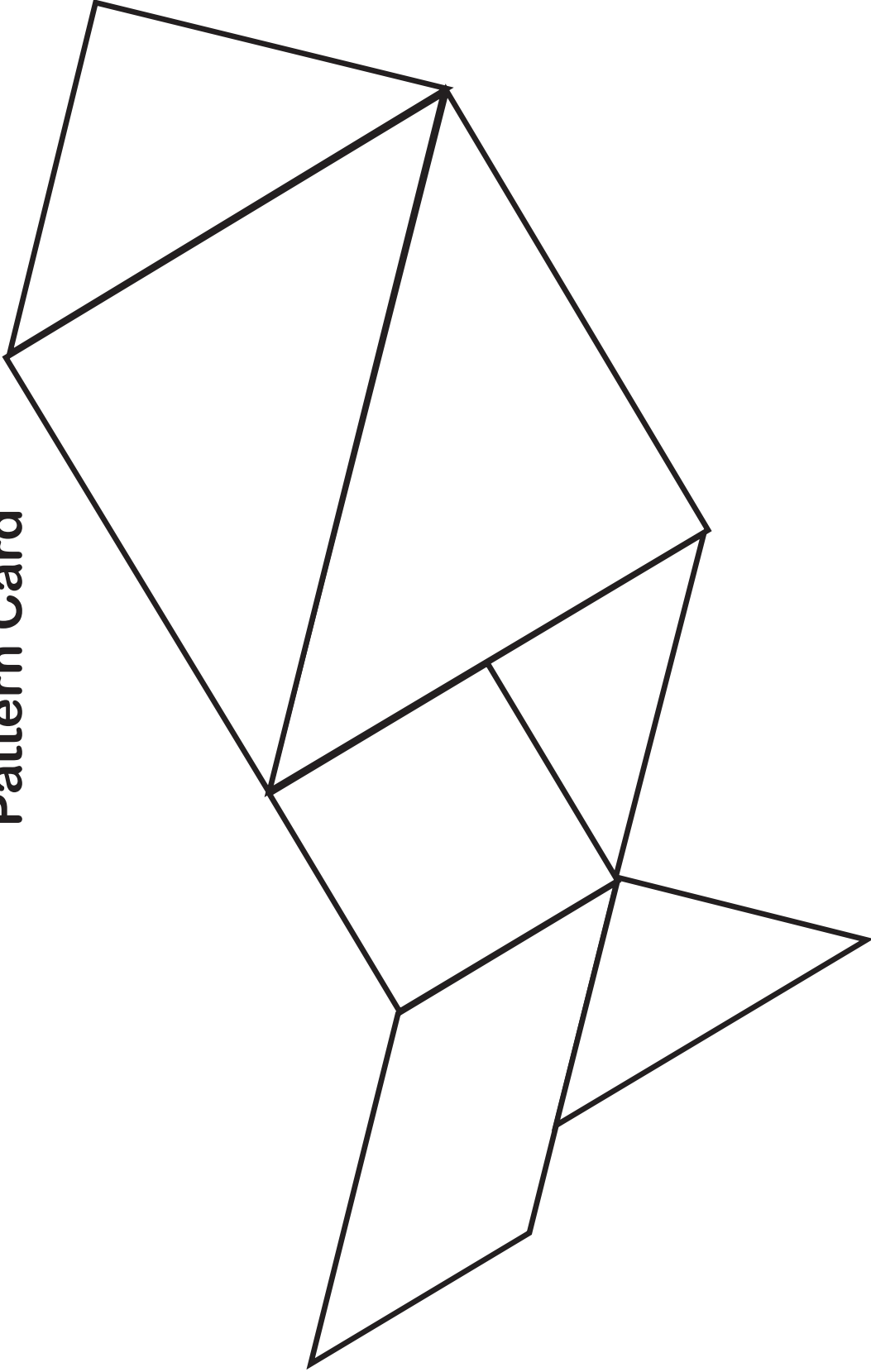


1. Print this pattern on cardstock or thick paper so it can be reused.
2. Cut out the pieces.
3. Print out a tangram pattern card.
4. Use all seven of these pattern pieces to recreate the picture on that pattern card.

TIP: Try to create the figure again on plain paper, without using the pattern card as a guide.

TANGRAMS BEGINNERS

Pattern Card

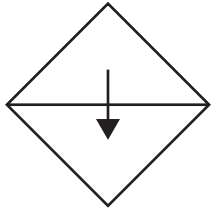


Ask your child to recreate this picture using all seven pattern pieces

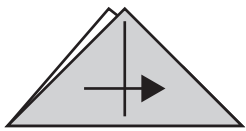
10 Things to Do with a Piece of Paper

★ Origami Cat ★

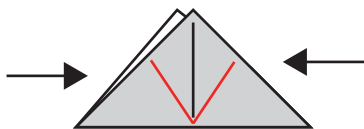
Print out the next page and cut on the dotted lines.
Fold on the solid lines. Follow the instructions below.



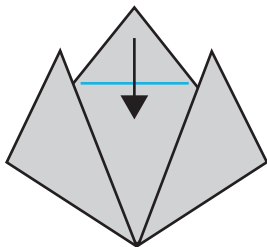
Step 1: Put the gray paper face down. Fold the piece of paper in half from top to bottom. Follow the solid guide lines to make straight folds.



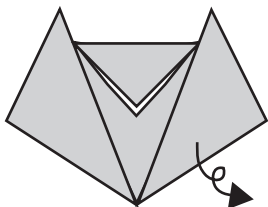
Step 2: Unfold. Fold the piece of paper in half from left to right.




Step 3: Fold in the left and right points on the red solid lines toward the center so they create a "V" shape.



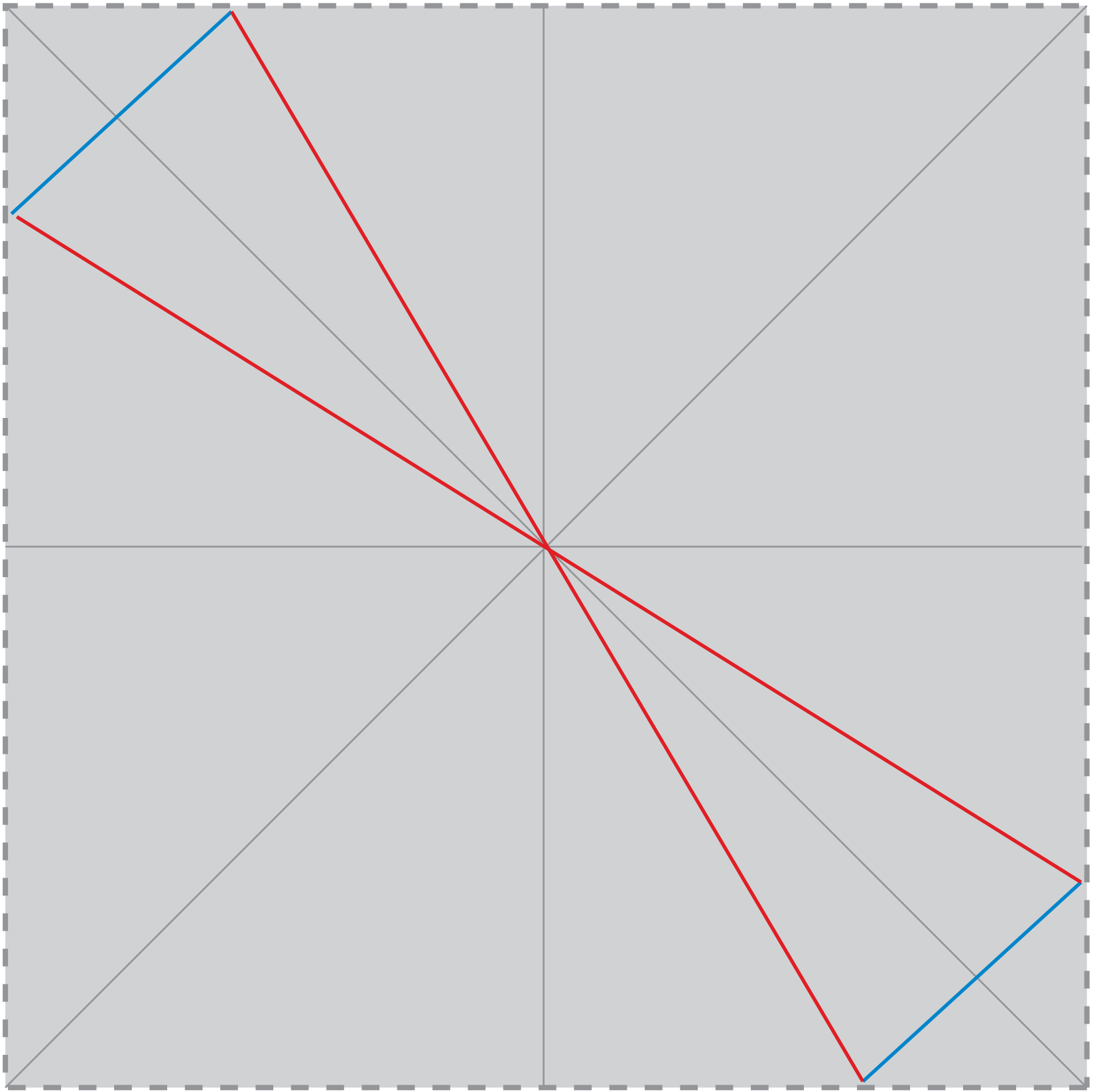
Step 4: Fold the top point on the solid blue line between the left and right folds.




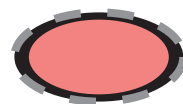




Step 5: Turn over the paper.



Step 6: Draw a fun cat face or cut out and glue the face pieces onto the front. Your new friend is complete. Meow!



Optional Cat Face Pieces



WEEK 4



FALL
REVIEW PACKET

ANSWER
KEYS



Use these answer keys
to check your work!


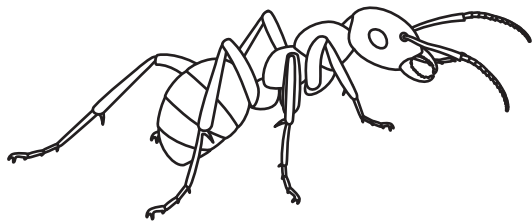
Name: Answer Key

Date: _____

All About Leafcutter Ants

Use the words from the word bank to finish the informational page about leafcutter ants.

floor colony
rainforest farmers



Leafcutter ants live in the Amazon

rainforest. They live

on the forest floor. They

live together in a colony.

Leafcutter ants are farmers

because they grow food.

Answer Key

Long Vowel Sounds

Name _____

Date _____

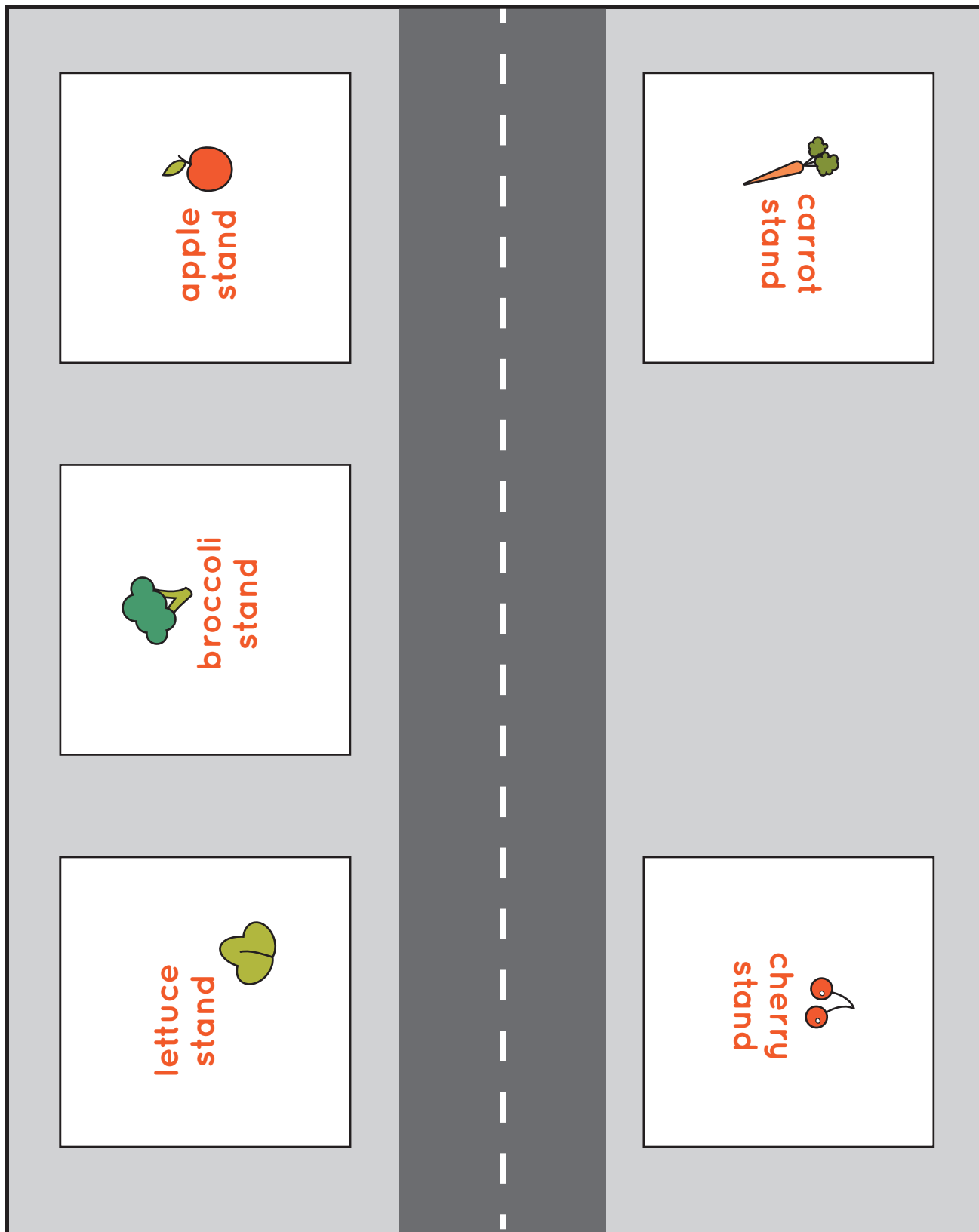
Circle all the words that have a long vowel sound. Draw a line to connect each long vowel with the word that makes its sound. (Hint: you may have to connect more than one word with any given vowel sound!) Now go back and place an **X** over all the words that don't belong.

The worksheet contains the following items and connections:


- Vowel A:** No words are connected to it.
- Vowel E:** Connected to 'tea' (circled) and 'green' (circled).
- Vowel I:** Connected to 'pail' (circled), 'lime' (circled), and 'rose' (circled).
- Vowel O:** Connected to 'pole' (circled).
- Vowel U:** Connected to 'tube' (circled) and 'cute' (circled).

Words marked with a red X (not connected): 'map', 'bell', 'fish', 'rake', 'truck', and 'lock'.

FARMERS MARKET





Above • Below • Left • Middle • Right





1. Is the dog **above** or **below** the cat?

2. Is the dog to the **left** or the **right** of the cat?



3. Is the white cat **above** or **below** the dog?

4. Is the white dog to the **left**, in the **middle**, or to the **right** of the brown dogs?



5. Is the white cat **above** or **below** the brown dog?

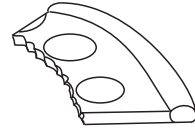
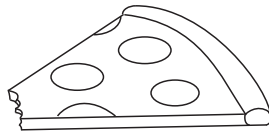
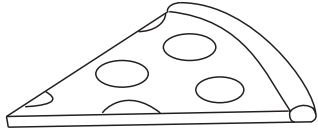
6. Is the blue dog to the **left** or the **right** the yellow dog?

7. Is the purple cat to the **left**, in the **middle**, or to the **right** of the dog with spots?

Answers may vary **BONUS:** Where is the green cat?

The green cat is to the left of the brown dog.

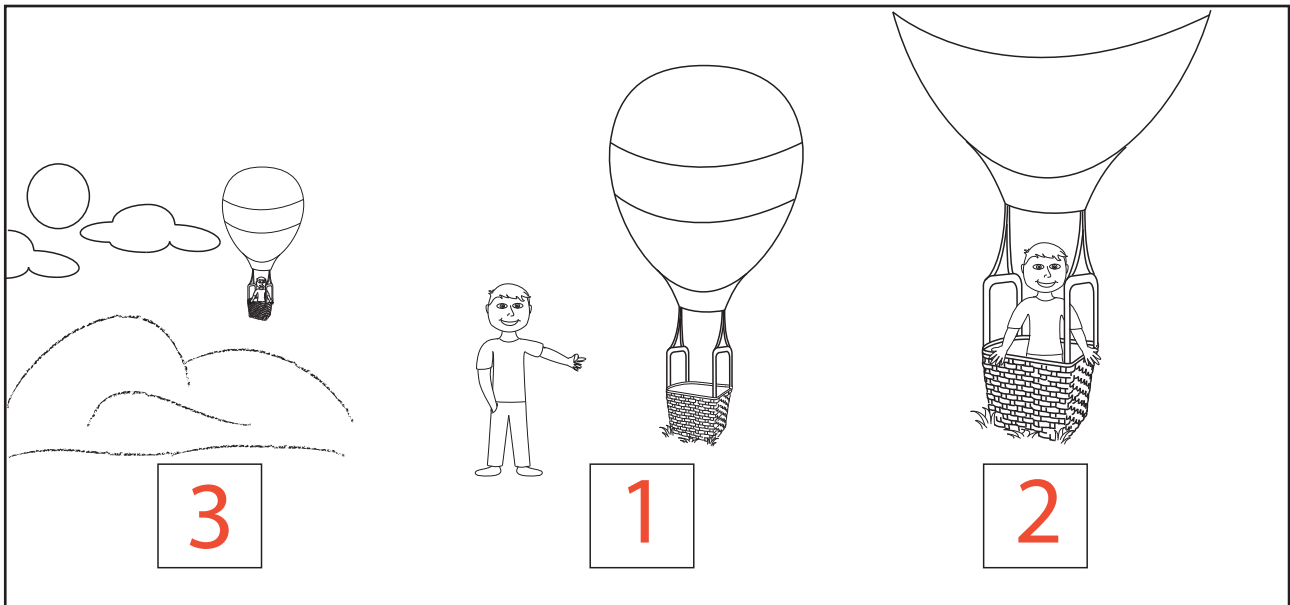
What happens next?




Write a 1 in the box that happens first.

Write a 2 in the box that happens second.

Write a 3 in the box that happens third.



3 1 2



2 3 1


Name: _____

Date: _____


Answer Key

Colorful Word Families


Color the words to match each word family.



-an Family



-op Family

































-at Family

A large rectangular box containing various colored shapes with words inside. The words are: Mop (green triangle), Tan (red circle), Cat (blue rectangle), Fan (red square), Ran (red rectangle), Sat (blue triangle), Top (green heart), Bat (blue heart), Van (red triangle), Chop (green square), Mat (blue pentagon), Can (red pentagon), Rat (blue square), Pop (green circle), and Drop (green rectangle).

Patterns


Cut out and glue the shapes at the bottom of the page to complete each pattern.

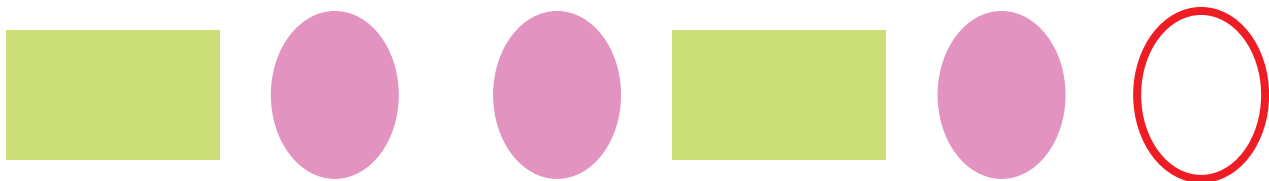

Name: Answer Key

Date: _____

Finish the Pattern

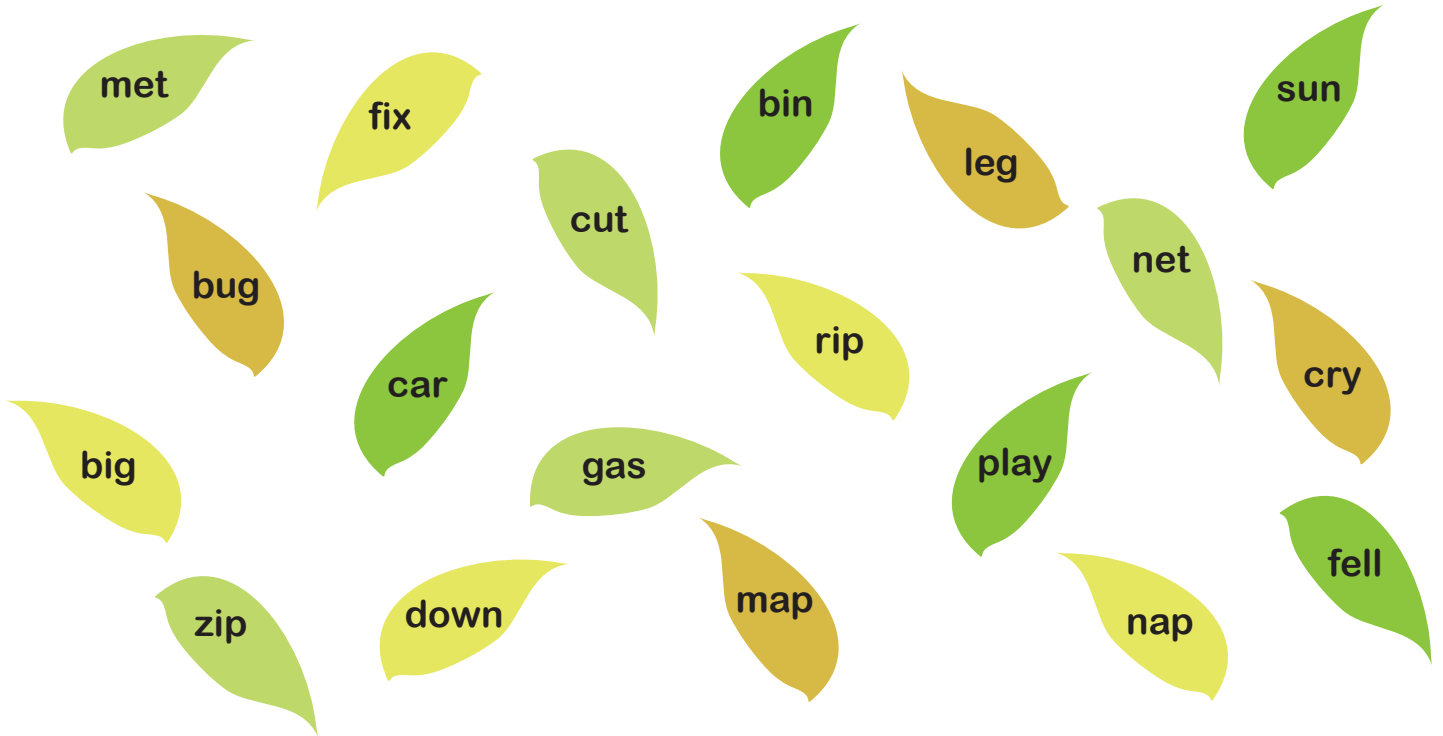


Look at each pattern. Finish the pattern by drawing the missing shapes.



Complete the Summer Story: Short and Long Vowels

Choose a word below to complete each sentence.



During the summer, I love to play with my friends.

But I fell off my bike this morning.

It hurt so much that I let out a loud cry.

My brother put a bandage on my cut.

My dad stitched the rip in my shirt.

My mom will fix my broken bike.

The sun is still shining, so I go back out to play.



Name: Answer Key

Date: _____

Digraph Sound Review

Fill in the blanks with the correct sound.

Choose from the sounds **ch**, **qu**, or **wh**

Then, draw a line from the word to its picture.

q u een


q u ilt

c h eese

beac h

w h ale

w h eel




Red lines connect the words to their corresponding pictures: Queen to Queen, Quilt to Quilt, Cheese to Cheese, Beach to Beach, Whale to Whale, and Wheel to Wheel.

Two-Dimensional Shapes

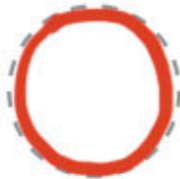
Trace, color, and write.

Answer Key

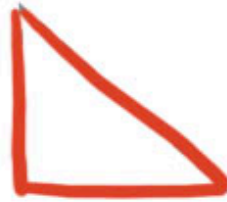
Trace each shape.



square



circle



triangle





rectangle

Color the squares blue.

Color the triangles green.

Color the circles orange.

Color the rectangles red.



Write S on all squares.

Write T on all triangles.

Write R on all rectangles.

Write C on all circles.













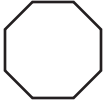

Name: _____







Date: _____

Answer Key

Shapes in the World

Directions: Cut out the pictures and glue them next to the matching shape.

<p>Rectangle </p> <p></p>	<p>Square </p> <p></p>	<p>Oval </p> <p></p>
<p>Circle </p> <p></p>	<p>Triangle </p> <p></p>	<p>Octagon </p> <p></p>


easy

Sports Sudoku

This is a Sudoku puzzle!

To play, cut out the pictures and glue each one in the correct square. Remember:
The football, soccer ball, tennis ball, and baseball must appear only once in each

row , column , and block .



Name: Answer Key

Date: _____

Hey, Diddle, Diddle

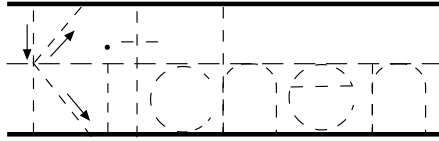
Draw a picture for Hey, Diddle, Diddle. Circle the rhyming words.



Hey, diddle, diddle, the cat and the fiddle,
The cow jumped over the moon;
The little dog laughed to see such sport,
And the dish ran after the spoon.

Pictures will vary.

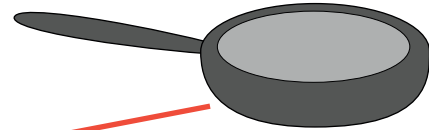




Unscramble each word to find the name of a kitchen utensil. Then write it in the space provided. When you're done, draw a line from the word to the matching picture.

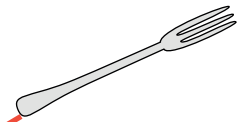
ugm

m	u	g	
---	---	---	--



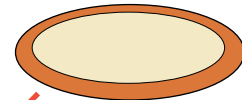
nap

p	a	n	
---	---	---	--



onosp

s	p	o	o	n	
---	---	---	---	---	--




rofk

f	o	r	k	
---	---	---	---	--




ifkne

k	n	i	f	e	
---	---	---	---	---	--




ihds

d	i	s	h	
---	---	---	---	--



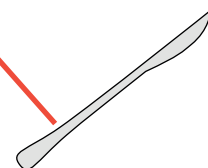
lsasg

g	l	a	s	s	
---	---	---	---	---	--



wolb

b	o	w	l	
---	---	---	---	--


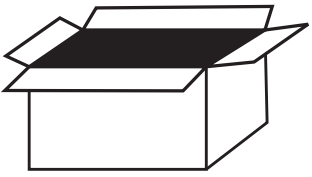


3D Shapes in the World

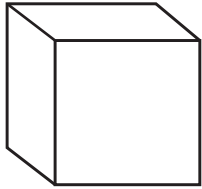



Cut out the pictures and glue them next to the matching shape.

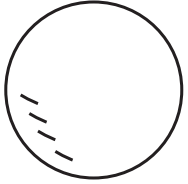

Rectangular Prism

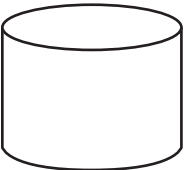

Cube

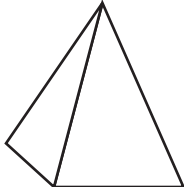

Sphere



Cylinder

Pyramid

Cone

Name: Answer Key

Date: _____

Fun on the Farm: Find the 3D Shapes

Look at the shape picture below. Follow the directions to color the 3D shapes.


Color all the rectangular prisms **purple**.

Color all the spheres **blue**.

Color all the cubes **green**.

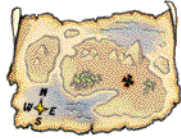
Color all the cones **yellow**.

Color all the cylinders **red**.



WORD CHANGER

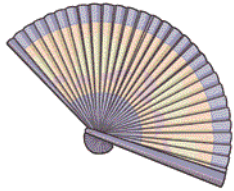
Starting with the first word, change one letter to make the next word.



m a p



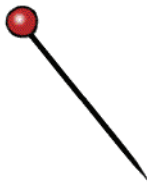
m a n




f a n



f i n

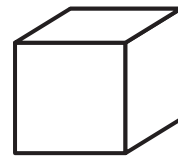

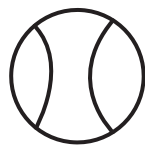
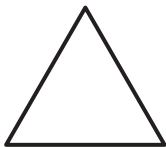
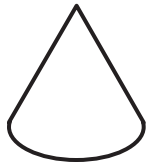


p i n



p i g

SORT 2D AND 3D SHAPES



cylinder

rectangle

cone

triangle

sphere

circle

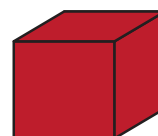
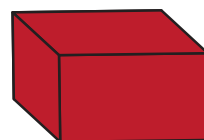
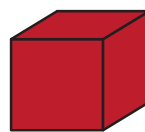

cube

square

2-DIMENSIONAL SHAPES



3-DIMENSIONAL SHAPES



Identify the difference in the 2D and 3D shapes below by coloring them in, cutting them out and sorting them.