

WEEK 3 

FALL REVIEW PACKET

5 Days of Activities



Reading

Writing

Math

Other Fun Stuff

Helpful Hints

Materials You Will Need:

- Pencils
- Colored pencils, markers, or crayons for some of the activities
- Scissors, glue, and other materials for some of the activities








Directions & Tips:



- There is a schedule for each day. You may complete the activities in any order.
- Make sure to plan your time so that you don't let things pile up at the end.
- Read the directions carefully before completing each activity.
- Check off each of the activities when you finish them on the menu.

Activity Menu

| | Day 1 | Day 2 | Day 3 | Day 4 | Day 5 |
|---|---|--|--|-----------------------------|---|
| Reading  | Spot the Dog | Memory Match Game | Complete the Story with B Words | Five Little Monkeys | Make a Mini Story Book: Questions, Questions |
| Writing  | Missing the Main Topic: Sea Turtles | A Mixed-Up Beach Day | All About My Neighborhood | Amazing Ocean Animals | My House Is... |
| Grammar  | Practice Your Short Vowel Sounds! | My -at and -ay Word Family Houses | Digraph Sound Review | Unscramble Words: Tools | Word Changer |
| Math  | Counting by 2s Soccer Play of the Game | How Long Is It? Which is Tallest? | Measuring Magic Animals Big & Small | Weight Let's Compare | Cute Animal Graph Which of These Do No Belong? |
| Fun Stuff  | Senses and Feelings | Tools of the Trade | All About Trees | Jane Goodall Coloring Page | Planting Flowers in the Garden |

DAY 1



| | |
|------------------|--|
| Reading | Read the passage and draw a picture that goes with the story. |
| Writing | Determine the main topic in this text about sea turtles. |
| Grammar | Find the short-vowel words that match the pictures. |
| Math | Fill in the missing numbers to count by 2s. Practice skip-counting with this soccer-themed worksheet. |
| Fun Stuff | Show what you know about your five senses and practice reading emotions. |



Name: _____

Date: _____



Spot the Dog

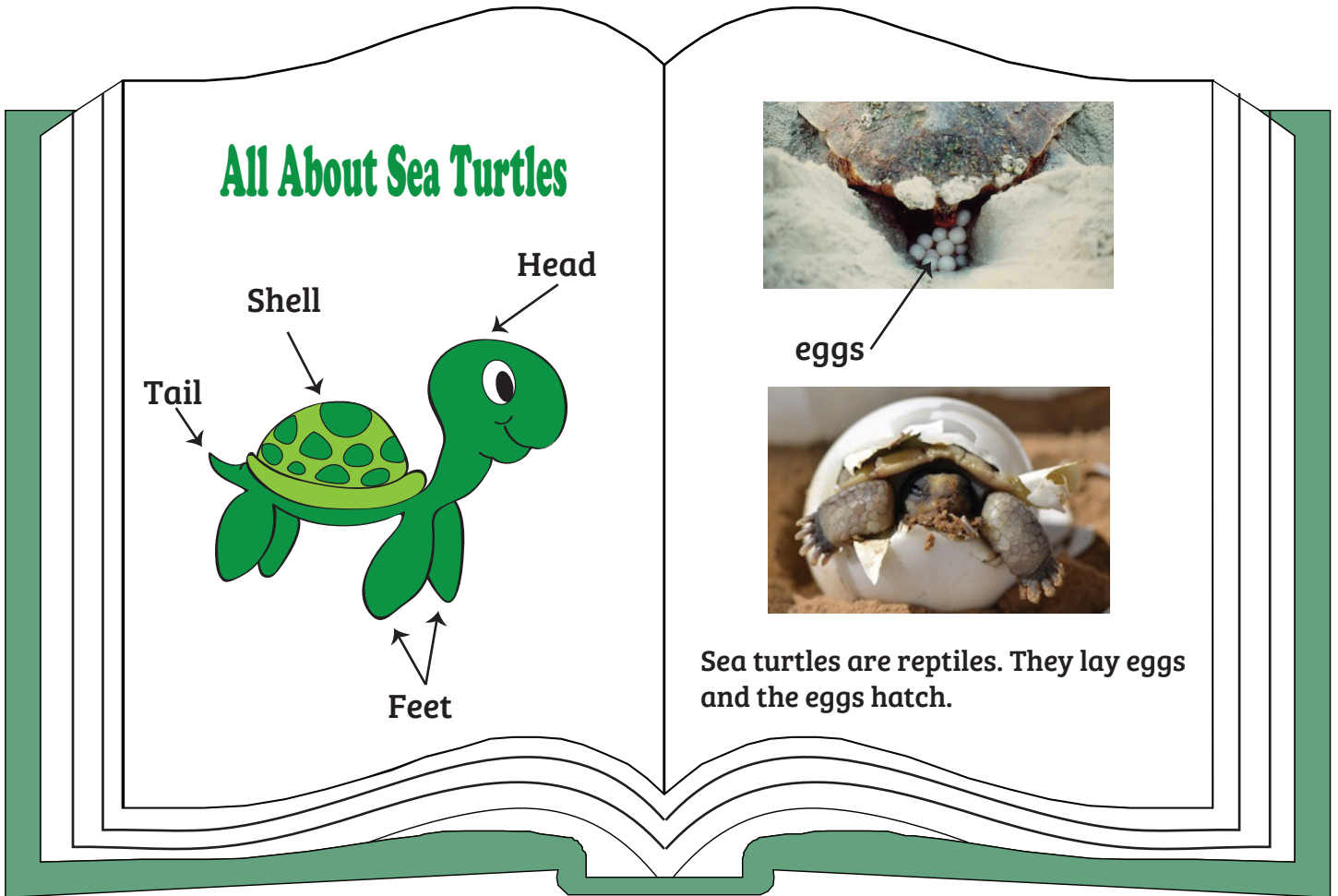
Read the story 3 times. Color in a star  each time you read. Then illustrate the story.

Spot is a dog. He is a big dog. Spot has black fur and brown eyes. He likes to play ball. Spot is a good dog.

A large, empty rectangular box with rounded corners and a double-line border, provided for the student to draw an illustration of the story.

Missing the Main Topic: Sea Turtles

Look at the book pages below. Cut out the words at the bottom to finish the sentences.



The main topic of this book is

One key idea is that sea turtles lay

sea turtles




eggs



Practice your short vowel sounds!


Say the name of each picture below, and then circle the correct word.

1.




cat
can
cub

2.



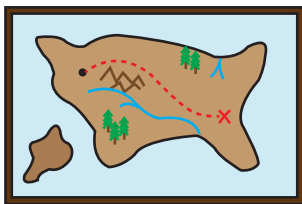
net
nip
nap

3.



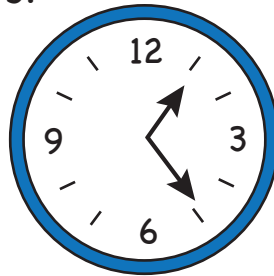
sup
sip
shell

4.



met
mud
map

5.



clap
clock
clump

6.




suck
stop
set

7.




hand
hen
hunk

8.



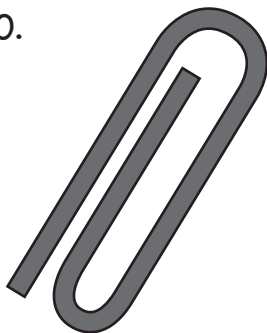
pad
pet
puck

9.




fat
fig
fun

10.



cut
cap
clip

11.



wet
well
win

12.




bus
bit
bop

Practice your short vowel sounds!


Say the name of each picture below, and then circle the correct word.

1.



dip
duck
deck

2.




sun
sent
sand

3.



mock
men
mug

4.



bug
bag
beg

5.



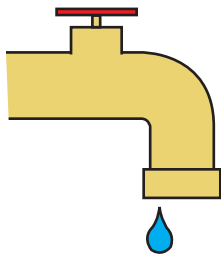
lip
lag
luck

6.



nap
nut
nip

7.




dock
dab
drip

8.



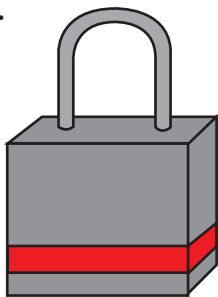
slim
shin
sap

9.



bat
bun
big

10.



lack
lock
lid

11.



chip
cog
cab

12.





wig
west
wag

Name _____

Date _____

Counting by 2s

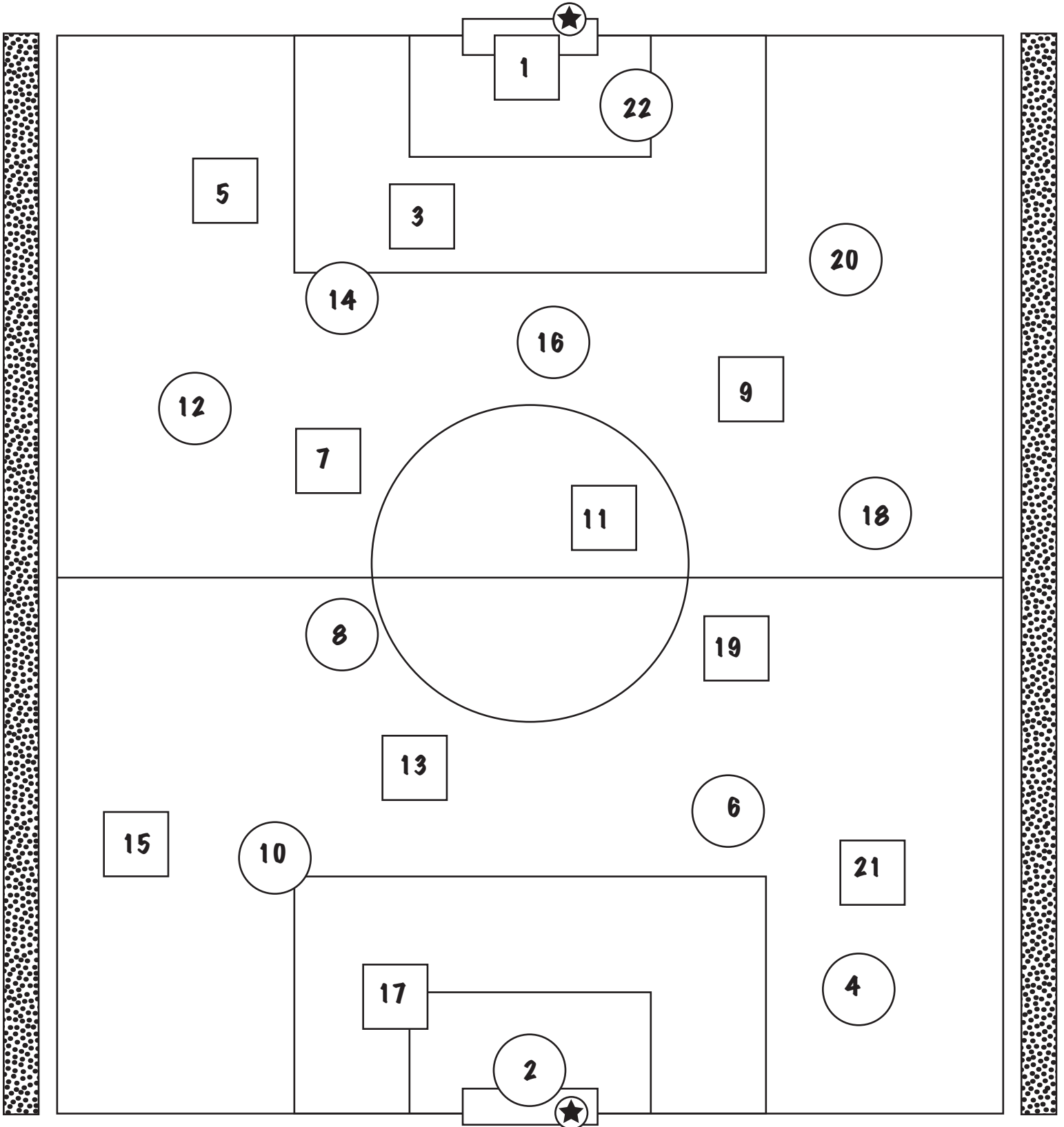


Fill in the missing numbers to count by 2s.

| | | | | |
|----|----|----|----|----|
| 1 | | 3 | | 5 |
| | 7 | | 9 | |
| 11 | | 13 | | 15 |
| | 17 | | 19 | |
| 21 | | 23 | | 25 |
| | 27 | | 29 | |

Soccer Play of the Game

The even team (circles) is playing the odd team (squares). Choose a team to help score and win!
 Players pass when you connect their numbers by skip counting. (Example: 1, 3, 5...) Start at the
 goalie (1 or 2) and pass your way up the field! The final player will score by connecting to the star!



Name: _____

Date: _____


Senses and Feelings

Circle the correct answer.



What are the people using in the pictures?





What are the people using in the pictures?



How do the dogs feel in the pictures?



How do the cats feel in the pictures?



DAY 2

| | |
|------------------|--|
| Reading | Play a matching game with even more sight words! |
| Writing | Put the mixed-up story in order. |
| Grammar | Sort the words into the correct word family house. |
| Math | Practice measuring with inches. Circle the living thing that has grown the tallest. |
| Fun Stuff | Match each type of tool with the correct community worker. |



Memory Match Game

Cut out each card and place face down (be sure to mix them up).
At each turn a player turns over two cards trying to make a match.

see

the

for

see

the

for

my

she

are

my

she

are

Name _____

Date _____

A Mixed-Up Beach Day

Directions: Cut out the pictures and paste them in the correct order.



Last, Sam and Jan eat a picnic lunch.

1



First, Sam and Jan play in the sand.

2



Next, Sam and Jan go for a swim.

3

Name: _____

Date: _____

My -at and -ay Word Family Houses

Cut out the word cards. Then glue them into the matching word family house.

-ay Words

-at Words

Play

Cat

Stay

Bat

Mat

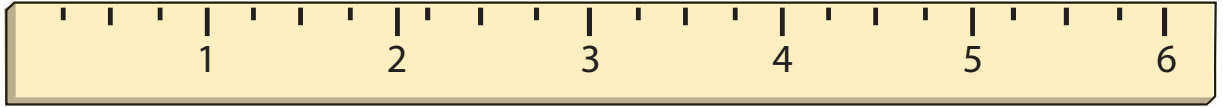

Tray

Rat

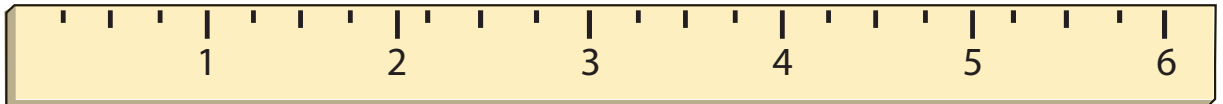
Lay

How Long Is It?

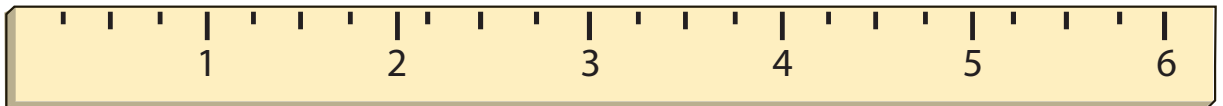
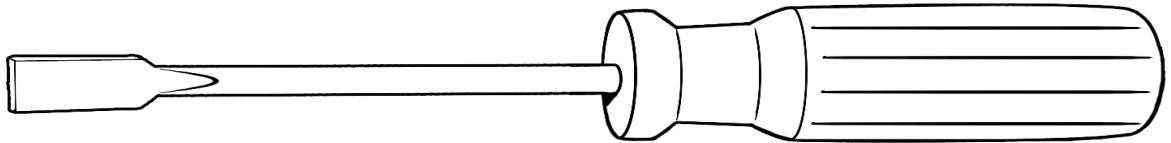
3



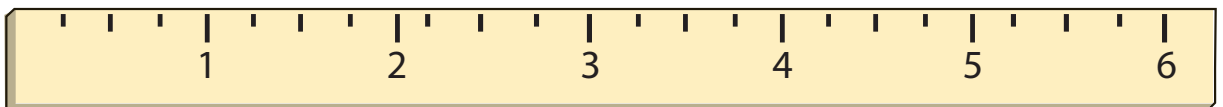
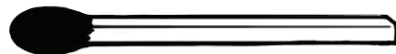
_____ inches long



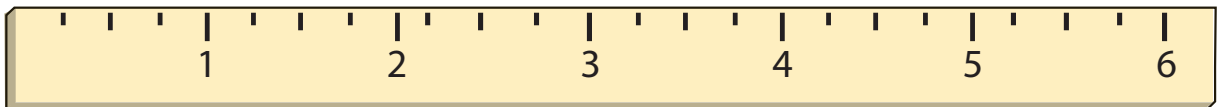

_____ inches long



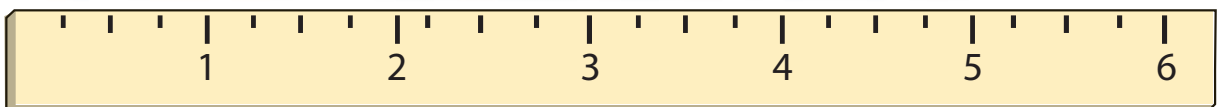
_____ inches long



_____ inches long



_____ inches long




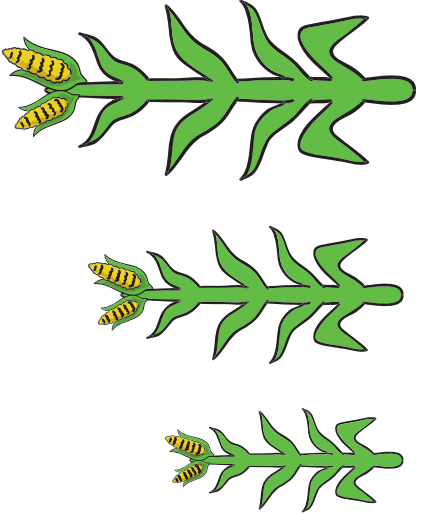




_____ inches long



Which Is Tallest?

Living things love to grow. Circle the living thing that has grown the tallest.

| | | |
|--|--|---|
|  |  |  |
|  |  |  |

Name: _____

Date: _____

Tools of the Trade


Draw a line to match each type of tool with the correct community worker.

Doctor



Paint

Farmer




Pot

Hair
Dresser




Shovel &
Rake

Chef



Stethoscope

Painter



Scissors

DAY 3



| | |
|------------------|---|
| Reading | Fill in the blanks in the story with the correct B words from the top of the page. |
| Writing | Draw and write about a person, a place, and an animal in your neighborhood. |
| Grammar | Complete the words with the correct digraph sound, and then match each word to a picture. |
| Math | Help the fairy compare her tools and friends by telling which is longer or taller. Circle the animals that are bigger and smaller. |
| Fun Stuff | Label the different parts of a tree. |



Name: _____

Date: _____

COMMON SIGHT WORDS:

Complete the Story with B Words

Read all of the words below that start with the letter B.

Then choose a word from the buckets to fill in the blanks in each sentence.



1. We go to the _____ in the afternoon.
2. First, mom spreads out the _____ over the sand.
3. Then, dad covers my _____ with sunscreen.
4. I fill the beach _____ with air.
5. My sister asks for help to _____ a sandcastle.
6. My brother reads his _____ under the umbrella.
7. When it is time to go home, I let out a _____ sigh.
8. At night, I take a _____ and go to _____ .


Name: _____

Date: _____




All About My Neighborhood

Draw and write about your neighborhood.



Draw a person in your neighborhood.


Write about a person in your neighborhood.



Handwriting practice lines consisting of a solid top line, a dashed middle line, and a solid bottom line, repeated five times.

Draw a place in your neighborhood.


Write about a place in your neighborhood.



Handwriting practice lines consisting of a solid top line, a dashed middle line, and a solid bottom line, repeated five times.

Draw an animal in your neighborhood.

Write about an animal in your neighborhood.



Handwriting practice lines consisting of a solid top line, a dashed middle line, and a solid bottom line, repeated five times.

Name: _____

Date: _____

Digraph Sound Review

Fill in the blanks with the correct sound.

Choose from the sounds **sh** , **ph** , or **th**

Then, draw a line from the word to its picture.

__ __ ark



slo __ __



__ __ one




__ __ rimp



__ __ oto

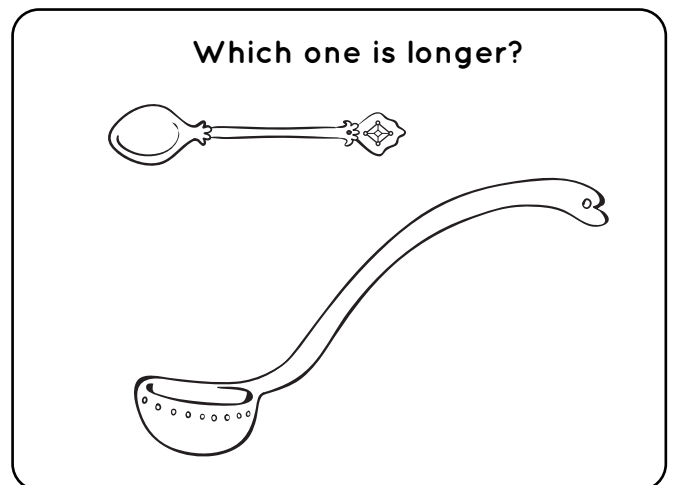




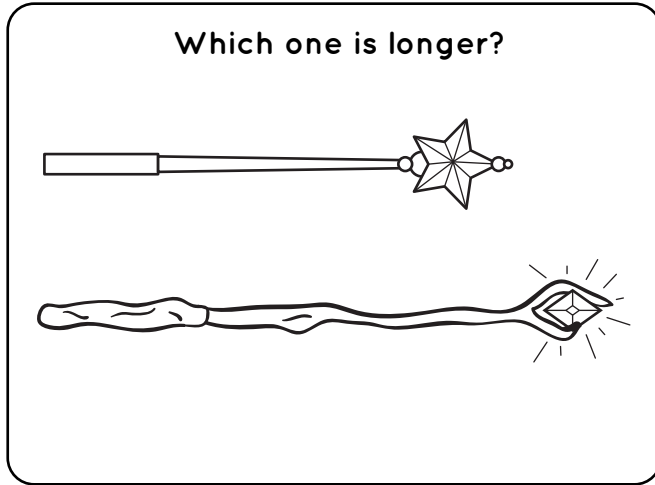


ear __ __







Measuring Magic

Help the fairy compare her tools and friends by circling which one is longer or taller than the other.








Animals Big & Small

Circle the animals that are bigger.



Circle the animals that are smaller.




Name _____

Date _____

All About Trees

The parts of this tree are all mixed up. Name each part correctly using the words below.

root, fruit, branch, leaf, trunk



DAY 4



| | |
|------------------|--|
| Reading | Find the rhyming words in the poem, "Five Little Monkeys." |
| Writing | Draw and write about your favorite ocean animal. |
| Grammar | Unscramble the names of different tools. |
| Math | Circle which object is heavier. Compare two or more objects. |
| Fun stuff | Learn about the famous scientist Jane Goodall with this coloring page! |



Name: _____

Date: _____

Five Little Monkeys

Directions: 1. Circle the rhyming words in the poem.
2. Color in the picture of the monkey jumping on the bed.

Five little monkeys jumping on the bed,

One fell down and bumped his head,

Mama called the doctor and the doctor said,

"No more monkeys jumping on the bed!"

Four little monkeys jumping on the bed,

One fell down and bumped his head,

Mama called the doctor and the doctor said,

"No more monkeys jumping on the bed!"

Three little monkeys jumping on the bed,

One fell down and bumped his head,

Mama called the doctor and the doctor said,

"No more monkeys jumping on the bed!"

Two little monkeys jumping on the bed,

One fell down and bumped his head,

Mama called the doctor and the doctor said,


"No more monkeys jumping on the bed!"

One little monkey jumping on the bed,

He fell down and bumped his head,

Mama called the doctor and the doctor said,

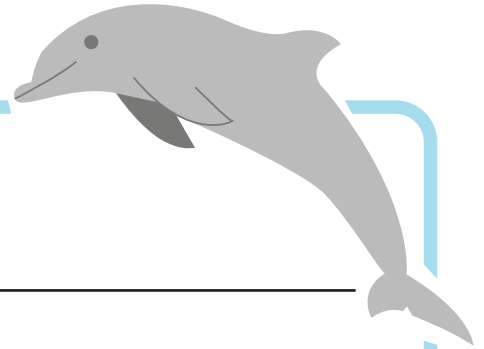
"Put those monkeys straight to bed!"




Name: _____

Date: _____

Amazing Ocean Animals



Write about your favorite ocean animal.



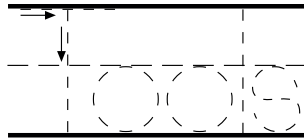
My favorite ocean animal is the _____

A picture of my favorite ocean animal.

I like the _____ best because

Name _____

Date _____



Unscramble each word to find the name of a tool, then write it in the space provided.
When you're done, draw a line from the word to the matching picture.


ermham

| | | | | | | |
|--|--|--|--|--|--|--|
| | | | | | | |
|--|--|--|--|--|--|--|



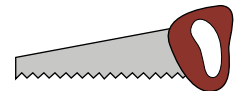
was

| | | |
|--|--|--|
| | | |
|--|--|--|



logve

| | | | | |
|--|--|--|--|--|
| | | | | |
| | | | | |



rlild

| | | | | |
|--|--|--|--|--|
| | | | | |
| | | | | |




srhub

| | | | | |
|--|--|--|--|--|
| | | | | |
| | | | | |



rewcs

| | | | | |
|--|--|--|--|--|
| | | | | |
|--|--|--|--|--|



hcwnre




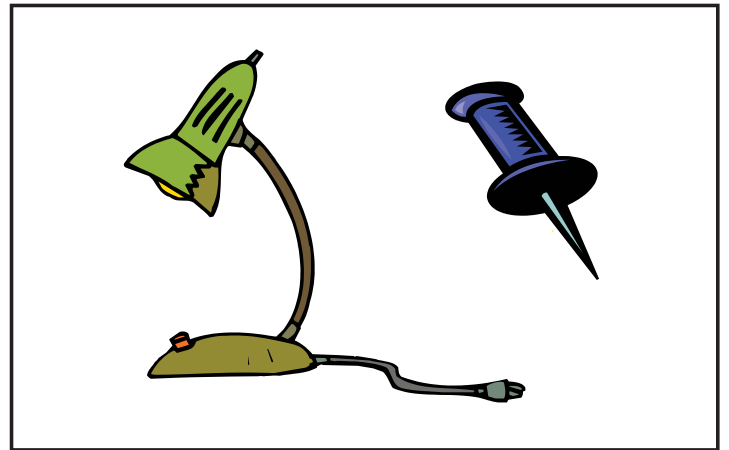

| | | | | | | |
|--|--|--|--|--|--|--|
| | | | | | | |
|--|--|--|--|--|--|--|




Weight




Circle the object that is heavier.






Let's Compare!




Please look at the pictures.
Then circle the correct answer.


Example:




Which carrot is **longer**?



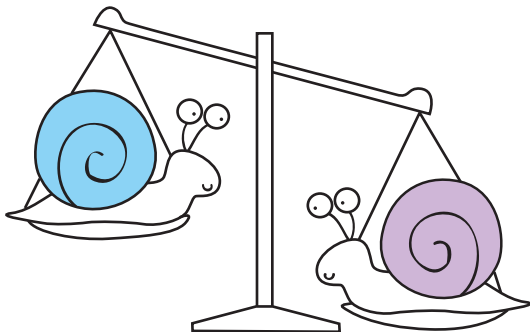
Who is **shorter**?




Who is **bigger**?



Who is **older**?



Who is **heavier**?



Which flower is the **shortest**?

Jane Goodall



Jane Goodall is a scientist and anthropologist who has studied chimpanzees for many years. She has devoted her life to protecting wildlife and animals.


DAY 5



| | |
|------------------|---|
| Reading | Make a mini story book about asking and answering questions. |
| Writing | Complete the sentences to tell all about your home! |
| Grammar | Change "sun" to "pig" by changing one letter at a time. |
| Math | <p>Cut and paste to make a bar graph showing how many cute animals there are.</p> <p>Decide which object does not belong in each group of pictures.</p> |
| Fun stuff | Color and cut out the flowers. Then glue them in rows based on flower type to create a beautiful garden. |



To assemble the mini book: 1. Cut on the dotted lines
2. Fold on solid lines



What do you say?
Thank you.

8





Will you play with me?
Yes, I will play with you.

6

3. Put pages in correct order
4. Staple along left edge

questions, questions



1



What are you going to do?
I am going to learn and play.


3

To assemble the mini book: 1. Cut on the dotted lines
2. Fold on solid lines



Where are you going?
I am going to school.


2



When will you come home?
I will come home after school.

4

3. Put pages in correct order
4. Staple along left edge




When do you want a snack?
I want a snack now.

7



Why are you running?
I have to go to the bus.


5



Name _____

Date _____

My House Is...



Fill in the blanks to create your own simple list story.

My house is _____.

My front door is _____.

The colors of the walls are _____
_____ and _____.

My backyard is _____.

There are _____ rooms in my house.

My room is _____.

My house is near _____.


The best thing about my house
is _____.

Name _____

Date _____

Word Changer


Starting with the first word, change one letter to make the next word.















Cute Animal Graph

Cut out the animals and arrange each kind in a column.
Which row has the most? Which has the least?





Name _____

Date _____

WHICH OF THESE DO NOT BELONG?

In each group of pictures, circle the one that is different from the rest.




Name _____
Date _____




Planting Flowers in the Garden

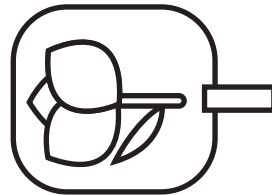
Use the flowers on page two to create a beautiful flower garden sorted by flower type!



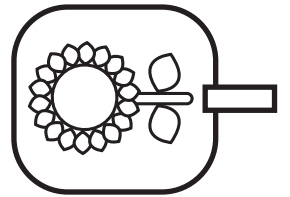
rose



daisy



tulip



sunflower

| | | | |
|--|--|--|--|
| | | | |
| | | | |
| | | | |
| | | | |



Planting Flowers in the Garden


Color all the flowers. Then cut them out with the help of an adult. Next sort them and glue each kind of flower in a row to plant your own flower garden.

sunflower

daisy

rose

tulip



WEEK 3



FALL
REVIEW PACKET

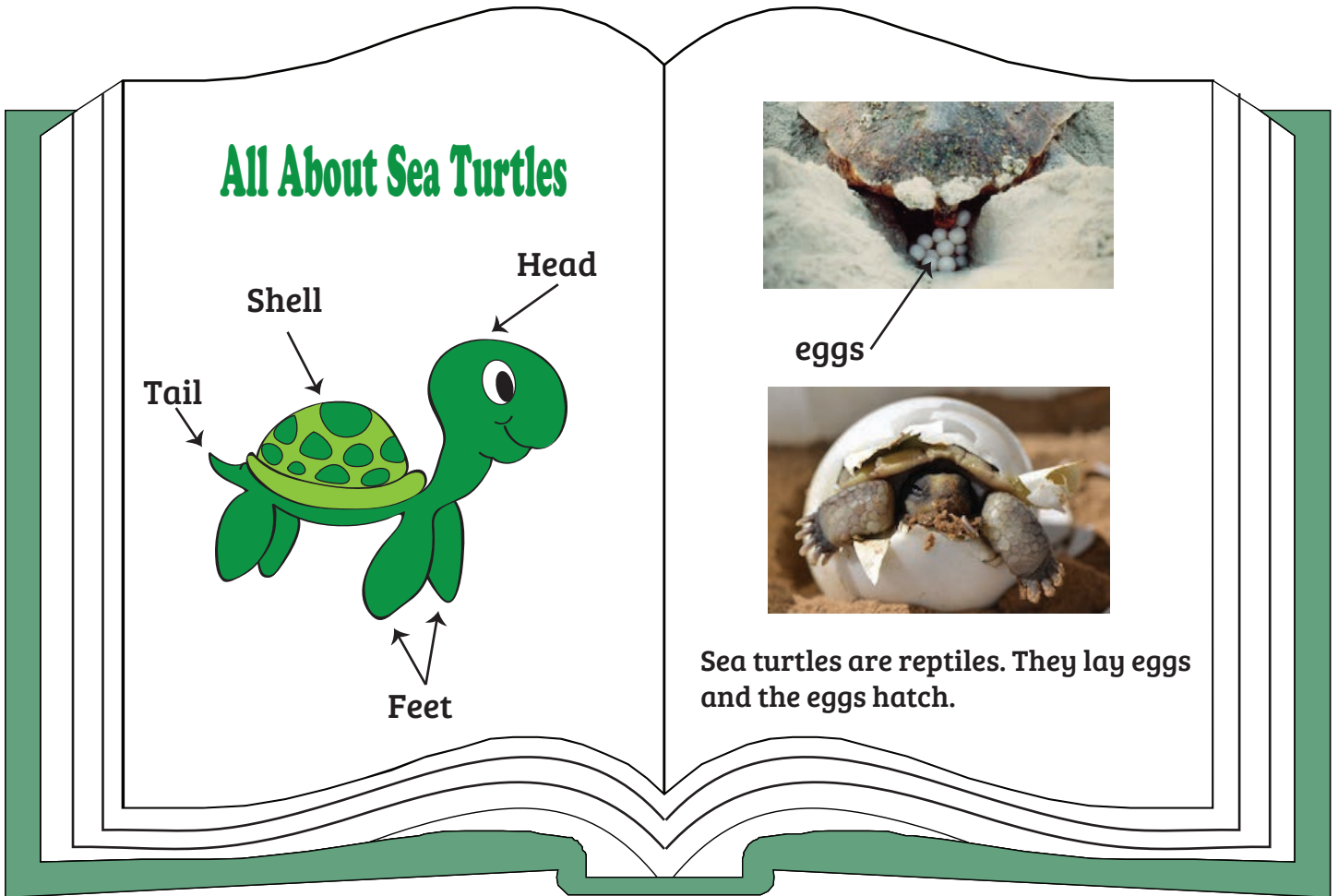
ANSWER
KEYS



Use these answer keys
to check your work!

Missing the Main Topic: Sea Turtles

Look at the book pages below. Cut out the words at the bottom to finish the sentences.



The main topic of this book is

Sea turtles



One key idea is that sea turtles lay


eggs



Practice your short vowel sounds!


Say the name of each picture below, and then circle the correct word.

1.




cat
can
cub

2.



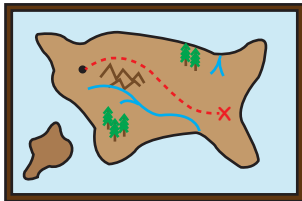
net
nip
nap

3.



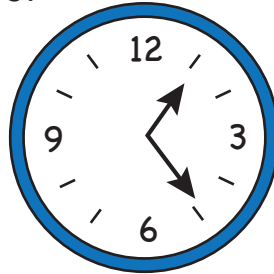
sup
sip
shell

4.



met
mud
map

5.



clap
clock
clump

6.




suck
stop
set

7.




hand
hen
hunk

8.



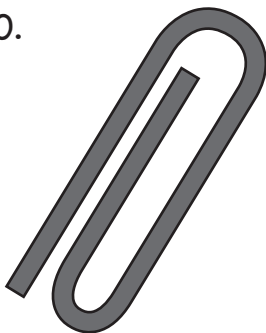
pad
pet
puck

9.




fat
fig
fun

10.



cut
cap
clip

11.



wet
well
win







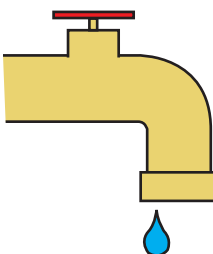


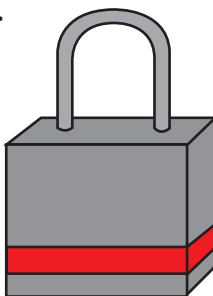


12.





bus
bit
bop

Practice your short vowel sounds!

Say the name of each picture below, and then circle the correct word.

| | | |
|--|---|---|
| <p>1.</p>  <p>dip duck deck</p> | <p>2.</p>  <p>sun sent sand</p> | <p>3.</p>  <p>mock men mug</p> |
| <p>4.</p>  <p>bug bag beg</p> | <p>5.</p>  <p>lip laq luck</p> | <p>6.</p>  <p>nap nut nip</p> |
| <p>7.</p>  <p>dock dab drip</p> | <p>8.</p>  <p>slim shin sap</p> | <p>9.</p>  <p>bat bun big</p> |
| <p>10.</p>  <p>lack lock lid</p> | <p>11.</p>  <p>chip coq cab</p> | <p>12.</p>  <p>wig west wag</p> |

Counting by 2s

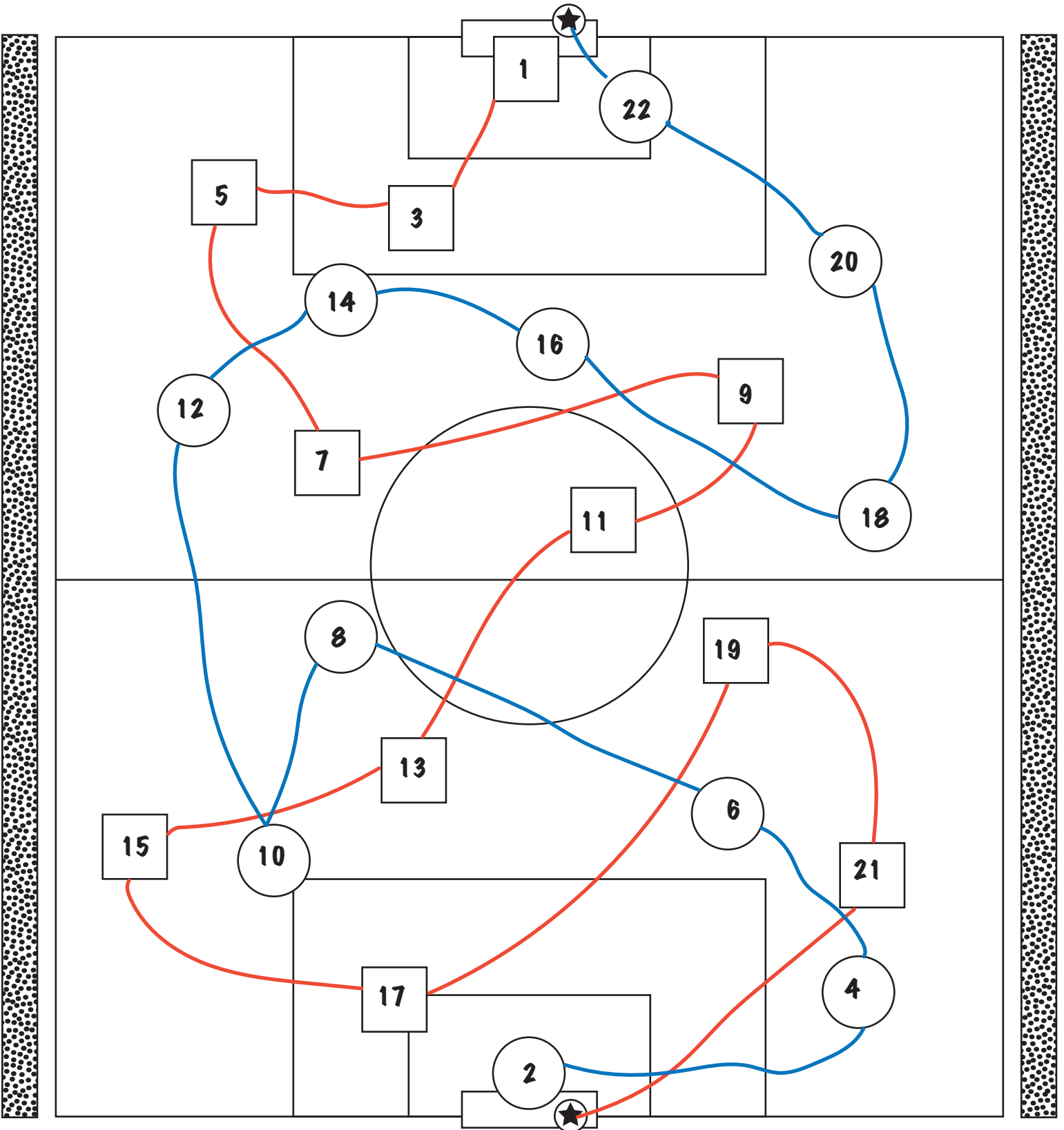


Fill in the missing numbers to count by 2s.

| | | | | |
|----|----|----|----|----|
| 1 | 2 | 3 | 4 | 5 |
| 6 | 7 | 8 | 9 | 10 |
| 11 | 12 | 13 | 14 | 15 |
| 16 | 17 | 18 | 19 | 20 |
| 21 | 22 | 23 | 24 | 25 |
| 26 | 27 | 28 | 29 | 30 |

Soccer Play of the Game

The even team (circles) is playing the odd team (squares). Choose a team to help score and win!
 Players pass when you connect their numbers by skip counting. (Example: 1, 3, 5...) Start at the goalie (1 or 2) and pass your way up the field! The final player will score by connecting to the star!



Name: **Answer Key**

Date: _____


Senses and Feelings

Circle the correct answer.



What are the people using in the pictures?





What are the people using in the pictures?



How do the dogs feel in the pictures?



How do the cats feel in the pictures?



Name _____

Date _____

A Mixed-Up Beach Day

Answer Key

Directions: Cut out the pictures and paste them in the correct order.



First, Sam and Jan play in the sand.



Next, Sam and Jan go for a swim.



Last, Sam and Jan eat a picnic lunch.

Name: Answer Key

Date: _____

My -at and -ay Word Family Houses

Cut out the word cards. Then glue them into the matching word family house.

-ay Words

Play

Tray

Stay

Lay

-at Words

Cat


Rat

Bat

Mat

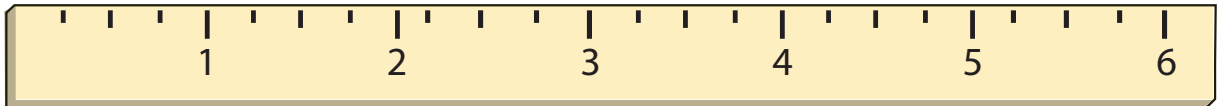
Answers Key How Long Is It?

3



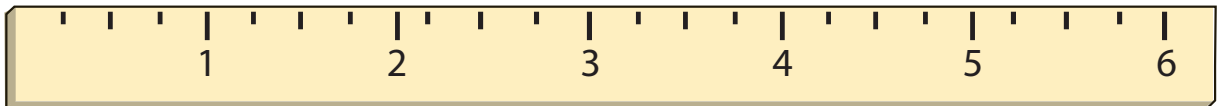
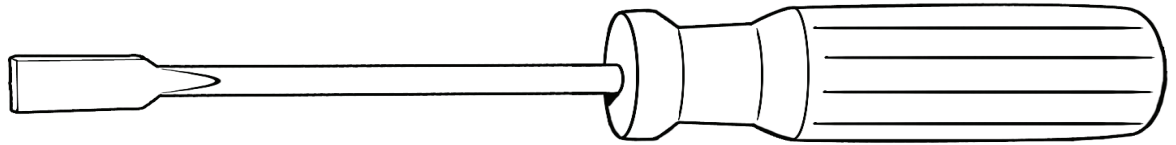
inches long

5



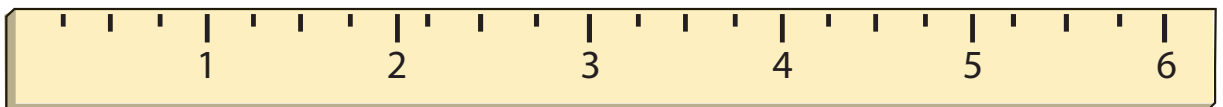
inches long

6



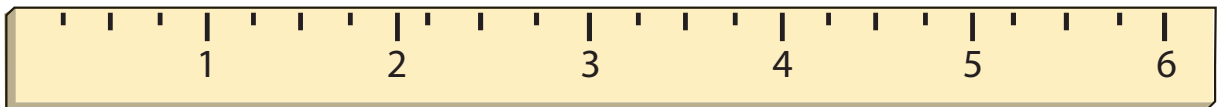

inches long

2



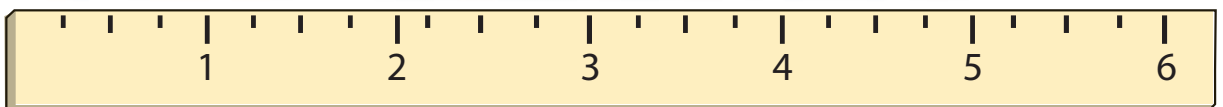
inches long

4



inches long

5



inches long

Name _____


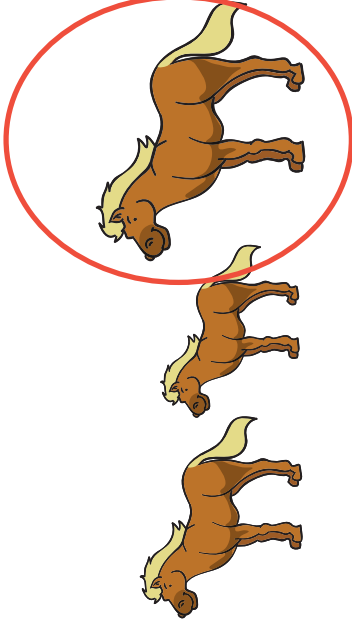




Date _____



Which Is Tallest?

Answer Key

Living things love to grow. Circle the living thing that has grown the tallest.



| | | |
|--|--|---|
|  |  |  |
|  |  |  |



Name: Answer Key



Date: _____



Tools of the Trade



Draw a line to match each type of tool with the correct community worker.

Doctor   **Paint**

Farmer   **Pot**

Hair Dresser   **Shovel & Rake**

Chef   **Stethoscope**

Painter   **Scissors**

Name: **Answer Key** _____

Date: _____

COMMON SIGHT WORDS:

Complete the Story with B Words

Read all of the words below that start with the letter B.

Then choose a word from the buckets to fill in the blanks in each sentence.



1. We go to the beach in the afternoon.
2. First, mom spreads out the blanket over the sand.
3. Then, dad covers my body with sunscreen.
4. I fill the beach ball with air.
5. My sister asks for help to build a sandcastle.
6. My brother reads his book under the umbrella.
7. When it is time to go home, I let out a big sigh.
8. At night, I take a bath and go to bed.

Name: Answer Key

Date: _____

Digraph Sound Review

Fill in the blanks with the correct sound.

Choose from the sounds **sh**, **ph**, or **th**

Then, draw a line from the word to its picture.

s h ark


slo t h

p h one

s h rimp

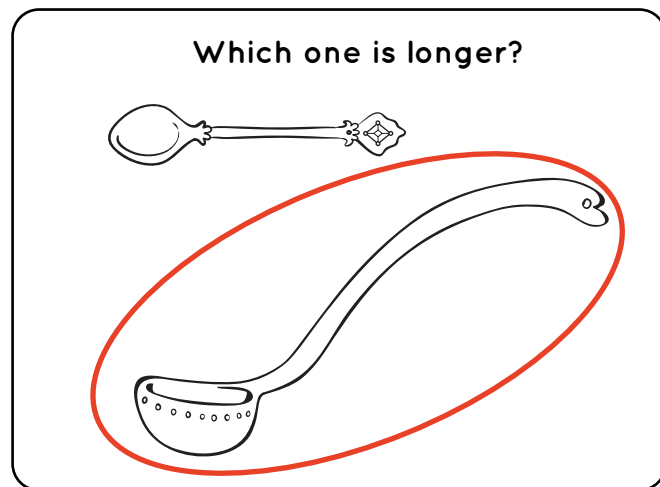
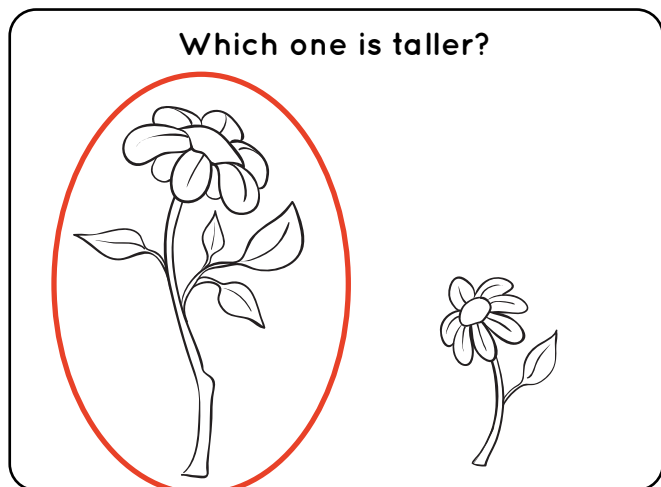

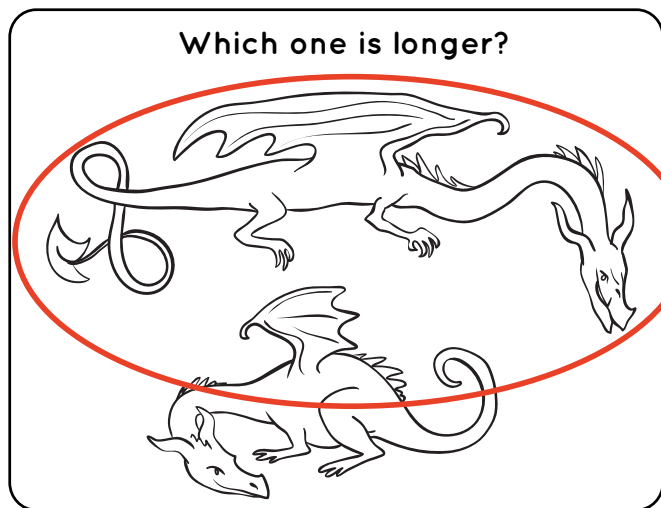
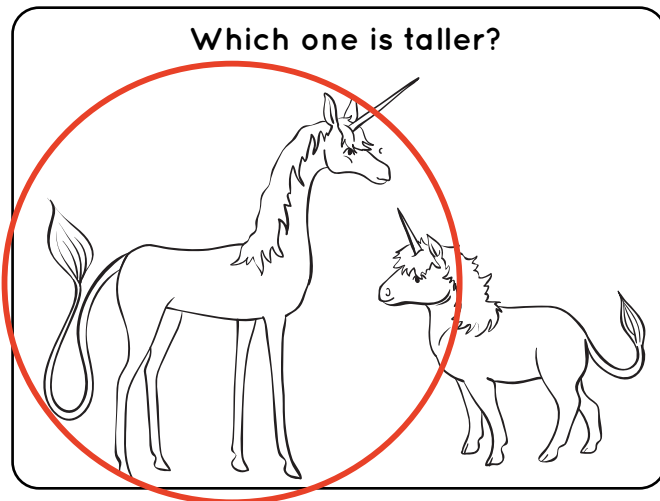
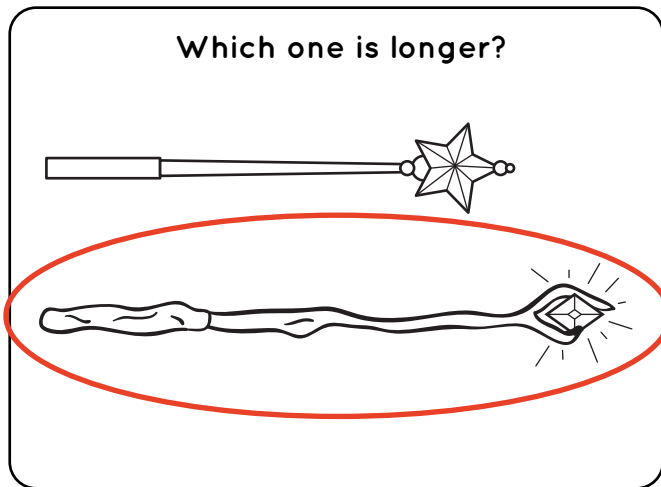
p h oto

ear t h






Measuring Magic

Help the fairy compare her tools and friends by circling which one is longer or taller than the other.

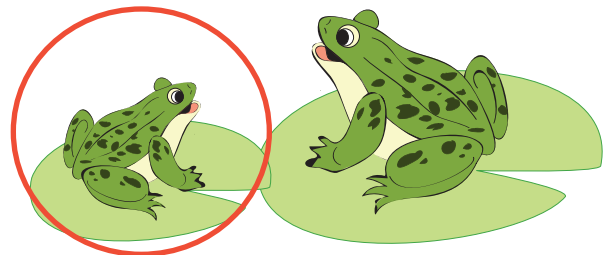


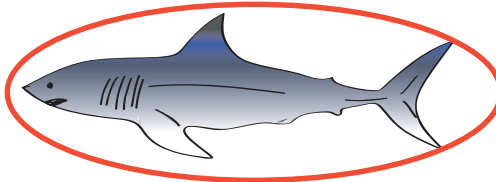




Animals Big & Small

Circle the animals that are bigger.




Circle the animals that are smaller.



All About Trees

The parts of this tree are all mixed up. Name each part correctly using the words below.

root, fruit, branch, leaf, trunk



Name: Answer Key

Date: _____

Five Little Monkeys

Directions: 1. Circle the rhyming words in the poem.
2. Color in the picture of the monkey jumping on the bed.

Five little monkeys jumping on the bed,

One fell down and bumped his head,

Mama called the doctor and the doctor said,


"No more monkeys jumping on the bed!"

Four little monkeys jumping on the bed,

One fell down and bumped his head,

Mama called the doctor and the doctor said,

"No more monkeys jumping on the bed!"



Three little monkeys jumping on the bed,

One fell down and bumped his head,

Mama called the doctor and the doctor said,

"No more monkeys jumping on the bed!"

Two little monkeys jumping on the bed,

One fell down and bumped his head,

Mama called the doctor and the doctor said,

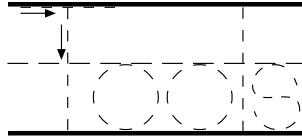
"No more monkeys jumping on the bed!"

One little monkey jumping on the bed,



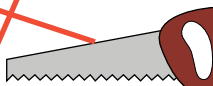




He fell down and bumped his head,

Mama called the doctor and the doctor said,

"Put those monkeys straight to bed!"



Unscramble each word to find the name of a tool, then write it in the space provided. When you're done, draw a line from the word to the matching picture.




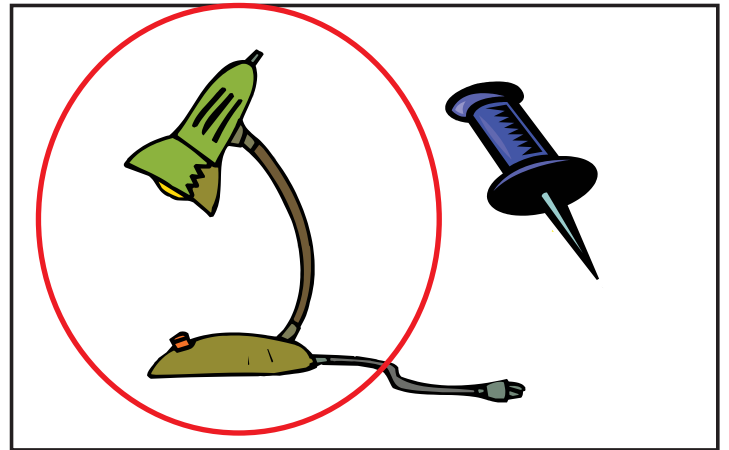

| | | |
|--------|-------------|---|
| ermham | h a m m e r |  |
| was | s a w |  |
| logve | g l o v e |  |
| rlild | d r i l l |  |
| srhub | b r u s h |  |
| rewcs | s c r e w |  |
| hcwnre | w r e n c h |  |

Note: Red lines connect the words to their corresponding pictures: 'ermham' to 'wrench', 'was' to 'saw', 'logve' to 'glove', 'rlild' to 'drill', 'srhub' to 'brush', 'rewcs' to 'screw', and 'hcwnre' to 'hammer'.

Answer Key **Weight**




Circle the object that is heavier.






Let's Compare!




Please look at the pictures.
Then circle the correct answer.

Answer Key


Example:




Which carrot is **longer**?




Who is **shorter**?




Who is **bigger**?



Who is **older**?



Who is **heavier**?



Which flower is the **shortest**?


Name _____

Date _____

Answer Key

Word Changer

Starting with the first word, change one letter to make the next word.



s u n




r u n



r u g



b u g




b i g



p i g

Cute Animal Graph


Cut out the animals and arrange each kind in a column.
Which row has the most? Which has the least?





most

least

4





3



2



1



WHICH OF THESE DO NOT BELONG?

In each group of pictures, circle the one that is different from the rest.

