

WEEK 1



FALL REVIEW PACKET

5 Days of Activities



Reading

Writing

Math

Other Fun Stuff

Helpful Hints

Materials You Will Need:

- Pencils
- Colored pencils, markers, or crayons for some of the activities
- Scissors, glue, and other materials for some of the activities








Directions & Tips:



- There is a schedule for each day. You may complete the activities in any order.
- Make sure to plan your time so that you don't let things pile up at the end.
- Read the directions carefully before completing each activity.
- Check off each of the activities when you finish them on the menu.

Activity Menu

	Day 1	Day 2	Day 3	Day 4	Day 5
Reading 	Smooth Reading #1	Memory Match Game	Fill in the Sight Word	Five Little Ducks	Make a Mini Story Book: My Cat
Writing 	Missing the Main Topic: Dogs	What Happened?	All About Me Report	The Best Animal	My Special Day
Grammar 	Short Vowel Review	In the Middle	Beginning Blends Review	Unscramble Animal Names	Switch It!
Math 	Counting Bugs Ordinal Numbers	Practice Counting Numbers Counting Numbers Backward	Writing Numbers to 20 The Way We Write Our Numbers	Flower Power Fruity Number Fun	Skip Count by Ten Busy Bee
Fun Stuff 	Uppercase Alphabet in Color	Follow the Shape Maze	Animal Habitats	Jackie Robinson Coloring Page	Color by Word

DAY 1



Reading	Read the passage and color the picture that goes with the story.
Writing	Determine the main topic in this text about dogs.
Grammar	Fill in the missing short vowel.
Math	Fill in the missing numbers to find out how many bugs are on the page. Learn all about ordinal numbers.
Fun Stuff	Practice writing your letters with different colors.



Name: _____

Date: _____

Smooth Reading #1

Read the passage 3 times. Each time you read, color in a star.


The kids like to play.

They play in the park.

They like to slide and swing.

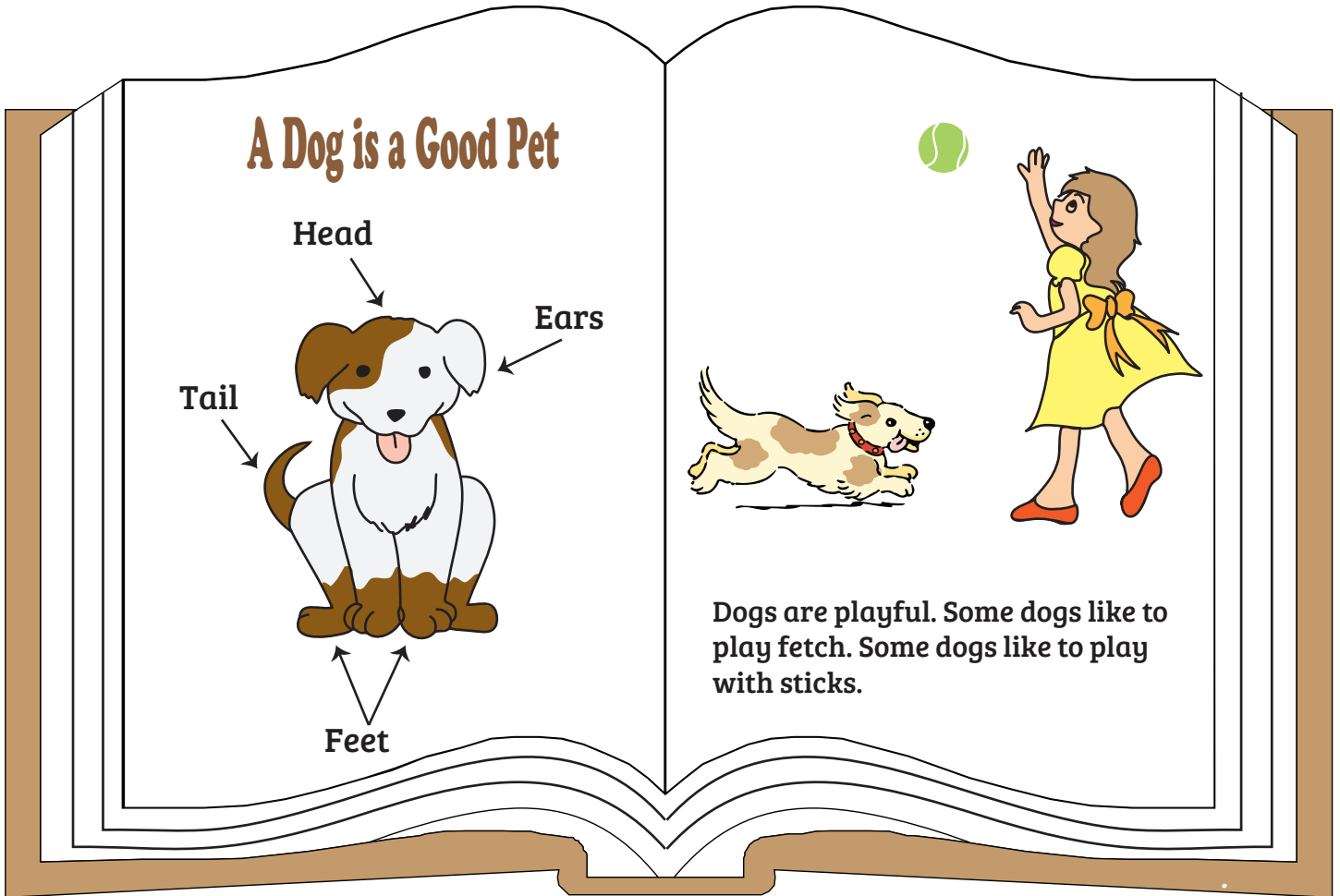


Color the picture that goes with the story.



Missing the Main Topic: Dogs

Look at the book pages below. Cut out the words at the bottom to finish the sentences.



The main topic of this book is

One key idea is that dogs like to

Dogs  play 

Short Vowel Review

a


e

i


o

u

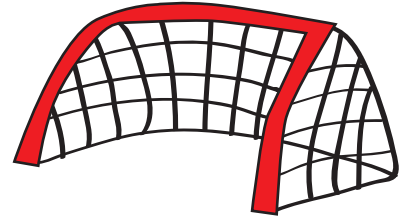
Write the missing vowel for each word below.



b _ d _




c _ t _




n _ t _




n _ t _




d _ g _



b _ t _



p _ g _



b _ g _

10




































t _ n _

Name: _____

Date: _____

Counting Bugs

Fill in the missing numbers to find out how many bugs are on the page. Color the bugs when you are finished.

 <u>1</u>	 _____	 _____	 _____	 <u>5</u>
 <u>6</u>	 _____	 _____	 <u>9</u>	 _____
 <u>11</u>	 _____	 _____	 _____	 _____
 _____	 _____	 _____	 _____	 <u>20</u>
 _____	 _____	 _____	 _____	 _____
 _____	 _____	 _____	 <u>29</u>	 _____
 <u>31</u>	 _____	 _____	 _____	 _____

Name _____

Date _____

Ordinal Numbers



first

1st



second

2nd



third

3rd



fourth

4th



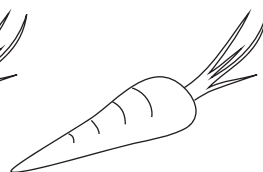
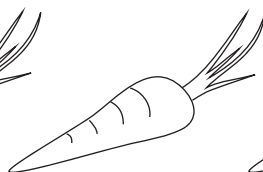
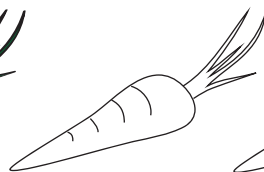

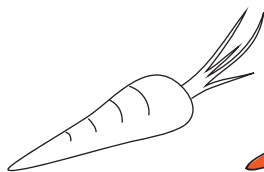
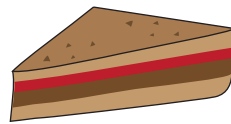
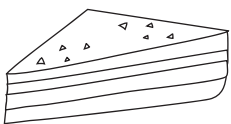
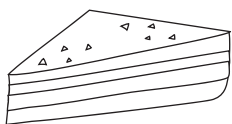
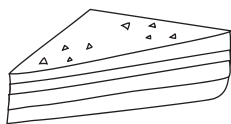
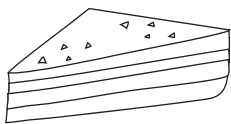
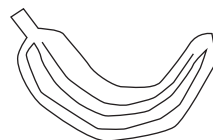
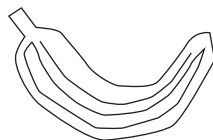
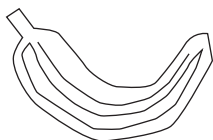
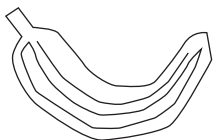

fifth

5th

Write the ordinal number indicated by the colored object



3rd



Name

Date

Uppercase Alphabet in Color

Have fun coloring in each uppercase letter with a different color of your choice.
For extra fun, outline each letter with multiple different colors to create a rainbow effect!

A B C D E

F G H I J K

L M N O P

Q R S T U

V W X Y Z

DAY 2

Reading	Play a matching game with sight words!
Writing	Put this mixed-up story back in order.
Grammar	Fill in the missing middle letter.
Math	Practice counting up to 30 by filling in the missing numbers. Practice counting backwards and write in the missing numbers.
Fun Stuff	Help the rabbit get to her garden by following the squares in the maze.



Memory Match Game

Cut out each card and place face down (be sure to mix them up).
At each turn a player turns over two cards trying to make a match.

I

it

to

I

it

to

am

go

me

am

go

me

Name: _____

Date: _____



What Happened?

Cut out the pictures and paste them in the correct order.

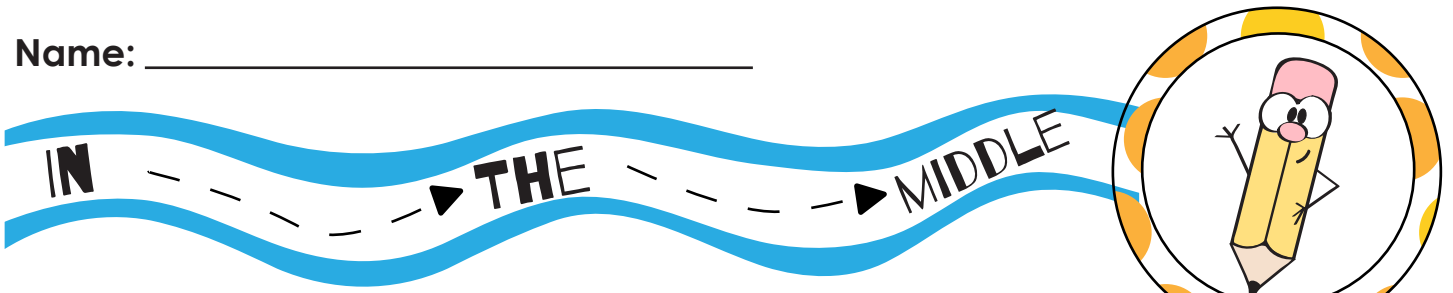
1

2


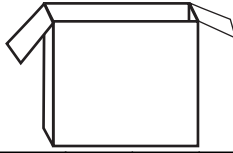







3



Name: _____



Say the name of each picture. Then color the sound you hear in the middle.
Trace and finish the word.

<p>m b n</p>  <p>_____</p> <p>a _____</p>	<p>o a u</p>  <p>_____</p> <p>b _____</p>	<p>o a i</p>  <p>_____</p> <p>c _____</p>
<p>a e i</p>  <p>_____</p> <p>v _____</p>	<p>a b u</p>  <p>_____</p> <p>c _____</p>	<p>e a i</p>  <p>_____</p> <p>s _____</p>
<p>u a i</p>  <p>_____</p> <p>c _____</p>	<p>i e u</p>  <p>_____</p> <p>p _____</p>	<p>a e i</p>  <p>_____</p> <p>p _____</p>


Practice Counting Numbers



Write in the missing numbers.

1


2



4


5

6






8

9




11

12




16


17




19




21





23



25



27



30


Counting Numbers Backwards



Count from the highest to the lowest numbers and write in the missing numbers.

25





24



22



21

20




15


14





11





9



7



4




1

Name: _____

Date: _____

Follow the Shape Maze

Can you find all of the **squares**? Color the **squares** in to help the rabbit get to the carrots in the garden!



DAY 3



Reading	Fill in the missing sight word in each sentence.
Writing	Write all about yourself!
Grammar	Practice matching consonants at the beginning of familiar words.
Math	Write numbers up to 20! Learn about how to make teen numbers.
Fun Stuff	Draw pictures of different animal habitats.



Name: _____

Date: _____


Fill in the Sight Word

Use a word from the box to fill in the blank in each sentence.


the out is are in went on



Her foot got stuck in _____ mud.



My book _____ still in the car.



My eyes _____ brown.




The boy is playing _____ the swings.



The bottle of water is _____ my backpack.

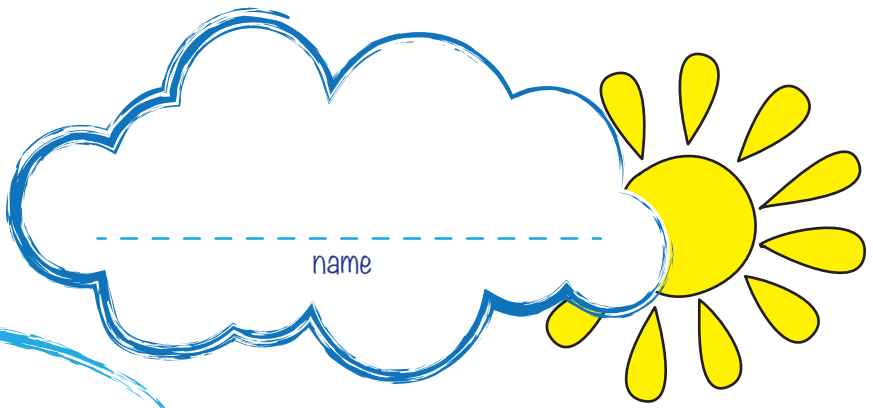


The chicken eggs fell _____ of the basket.



The king and the prince _____ on a walk.

ALL ABOUT



name

I am  years old

My birthday is

.....

When I grow up I want to be a

.....



My favorite foods are:

.....

.....

.....

.....

Family Portrait

I like to

.....

A picture of my family


Name: _____

Date: _____

Beginning Blends Review

Look at each picture. Which letters match the beginning of the word? Color in the bubble under to the correct answer.

1.



fl



tr



gr



fr



2.



pl



gr




gl



pr



3.



br



cl



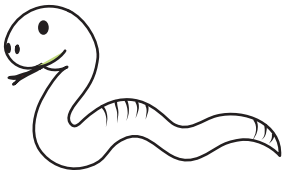
sr



cr



4.



sn



tr



sl



pl



5.



cl



br



sp




pr



Name: _____

Date: _____

Writing Numbers to 20



Start at 1 and write numbers in each box until you get to the end (or as high as you can count!)




Name _____

Date _____

THE WAY WE WRITE OUR NUMBERS

Circle the objects into groups of 10. Then answer the questions:
How many groups of ten did you have? How many were left over?


EXAMPLE:



We write our numbers by putting them into groups of 10!

Groups of 10 1	Leftover 2	Hey! That's the number 12
--------------------------	----------------------	-------------------------------------

NOW IT'S YOUR TURN!



Groups of 10	Leftover	Hey! That's the number
--------------	----------	------------------------

Animal Habitats

Animals are all different and need different habitats to survive.

Draw a picture of each animal's habitat.




Frog

Pond, lake or creek



Polar Bear

Ice and snow




Sloth

Rain forest



Mole

Underground



Rattlesnake

Desert



Black Bear

Mountain

DAY 4




Reading	Read the poem about the Five Little Ducks. Then complete the puppet show activity.
Writing	Write all about your favorite animal!
Grammar	Unscramble the animal names.
Math	Compare the flowers in each flower pot. Compare the numbers in each piece of fruit.
Fun stuff	Learn about Jackie Robinson with this coloring page.



Name: _____

Date: _____

Five Little Ducks



Five little ducks
Went out one day
Over the hill and far away
Mother duck said
"Quack, quack, quack, quack."
But only four little ducks came back.

Two little ducks
Went out one day
Over the hill and far away
Mother duck said
"Quack, quack, quack, quack."
But only one little duck came back.

Four little ducks
Went out one day
Over the hill and far away
Mother duck said
"Quack, quack, quack, quack."
But only three little ducks came back.

One little duck
Went out one day
Over the hill and far away
Mother duck said
"Quack, quack, quack, quack."
But none of the five little ducks came back.

Three little ducks
Went out one day
Over the hill and far away
Mother duck said
"Quack, quack, quack, quack."
But only two little ducks came back.

Sad mother duck
Went out one day
Over the hill and far away
The sad mother duck said
"Quack, quack, quack."


And all of the five little ducks came back.



Five Little Ducks

Activity For The Five Little Ducks


Print out the patterns for mother duck and the five little ducks. If available, print on cardstock or thicker paper. Ask children to color in the patterns, and then help cut them out and glue them onto popsicle sticks. Put on a puppet show with the puppets based on the story "The Five Little Ducks."



Name: _____

Date: _____

The Best Animal



Draw a picture of your favorite animal.
Then finish the sentences to tell all about the animal.

My favorite animal is the _____.

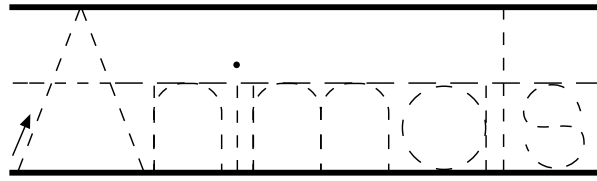
I like it because _____.

It can also _____.

That is why I think _____
is the very best animal.



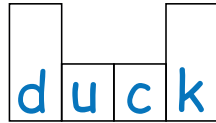
Name _____

Date _____




Unscramble each word to find the name of an animal. Then write it in the space provided. When you're done, draw a line from the word to the matching picture.

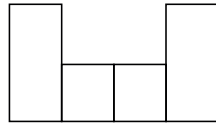
kucd




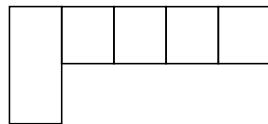
osome



rbid




osoeg



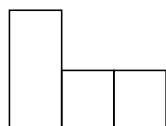
omues



woc



ebe








Flower Power

Count the flowers in each pot. Write the number in the box. Write $<$ or $>$ to show which pot has more flowers.






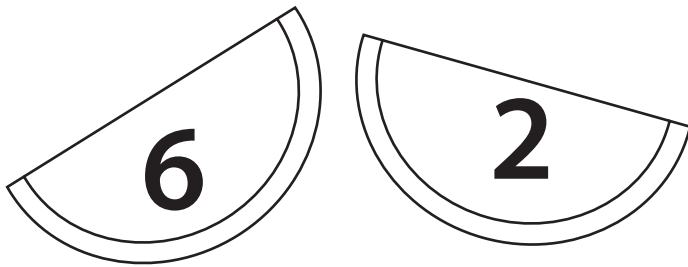


$<$ means **less than**

$>$ means **greater than**



Fruity Number Fun

Compare the fruit, and then color the one containing the larger number.



Jackie
Robinson

1919-1972

Baseball Player
and
Civil Rights
Activist



DAY 5



Reading	Make a mini story book all about a cat.
Writing	Write three important details about a special day.
Grammar	Read each word. Then change the first letter to make a new word.
Math	Practice skip counting by 10. Write the missing numbers up to 100!
Fun stuff	Color each sight word in this space-themed worksheet.



To assemble the mini books: 1. Cut on the dotted lines 3. Put pages in correct order
2. Fold on solid lines 4. Staple along left edge




I love my cat.

8

MY CAT



1



My cat can jump.

6



My cat is nice.

3

FOLD

FOLD

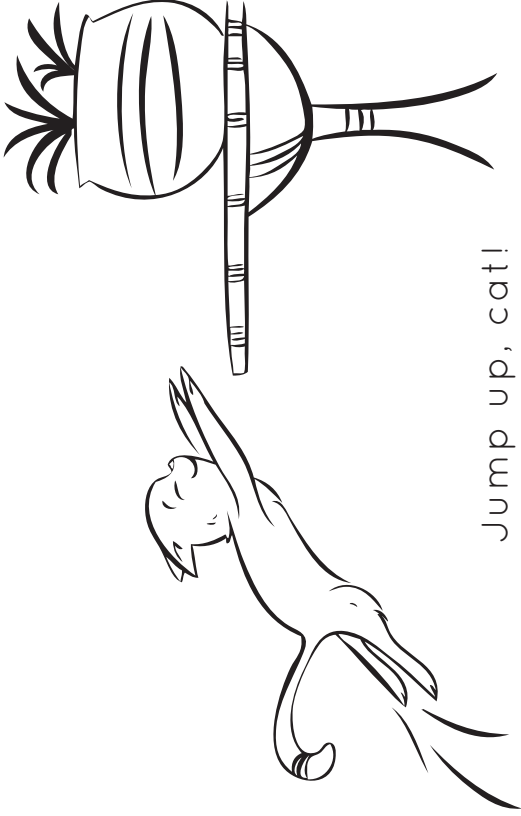
To assemble the mini books: 1. Cut on the dotted lines 3. Put pages in correct order
2. Fold on solid lines 4. Staple along left edge



I love my cat.

2

FOLD



Jump up, cat!

7



My cat can play.

4

FOLD




Play, cat, play!

5

Name _____

Date _____





My Special Day



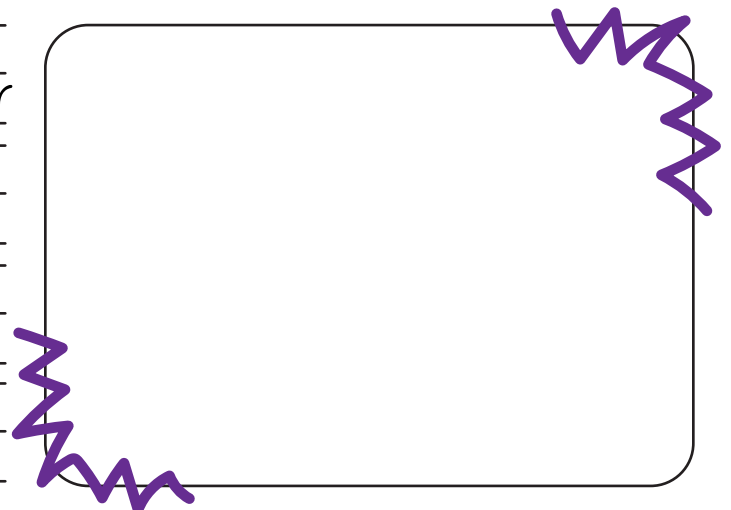
Can you remember a day that was very special to you? Draw and write down 3 important details about your special day.

On my special day



It made me happy
because

The thing I remember
the most is



Name: _____

Date: _____

Switch it!

Read each word. Then change the first letter to make a new word!



C A T

 A T



C A N

 A N





M A P

 A P



H A T

 A T




P I G

 I G



B U G

 U G







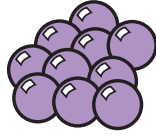



















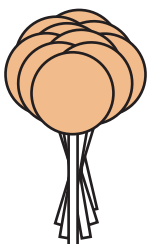
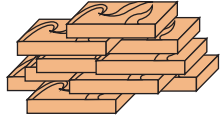
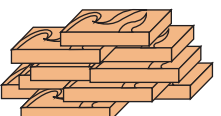
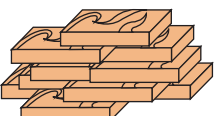
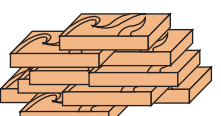








Name _____

Date _____


Skip Count by Ten

Each pile has ten candies in it. Count by tens and write the total in the box.

			<input data-bbox="1209 273 1526 441" type="text"/>							
					<input data-bbox="1209 504 1526 672" type="text"/>					
										<input data-bbox="1209 766 1526 934" type="text"/>
		<input data-bbox="1209 1060 1526 1228" type="text"/>								
							<input data-bbox="1209 1312 1526 1480" type="text"/>			
				<input data-bbox="1209 1564 1526 1732" type="text"/>						
						<input data-bbox="1209 1774 1526 1942" type="text"/>				

Busy Bee

Help Benny the Bee fill in the missing numbers in his honeycomb.



1		3	4	5			8	9	
	12		14			17	18		20
21	22			25	26		28		
		33	34		36			39	40
41		43				47	48		
51				55	56		58	59	
	62	63		65				69	70
	72		74			77	78	79	
81		83		85	86			89	
91				95		97	98		

COLOR BY WORD



RUG = light blue

RIP = yellow

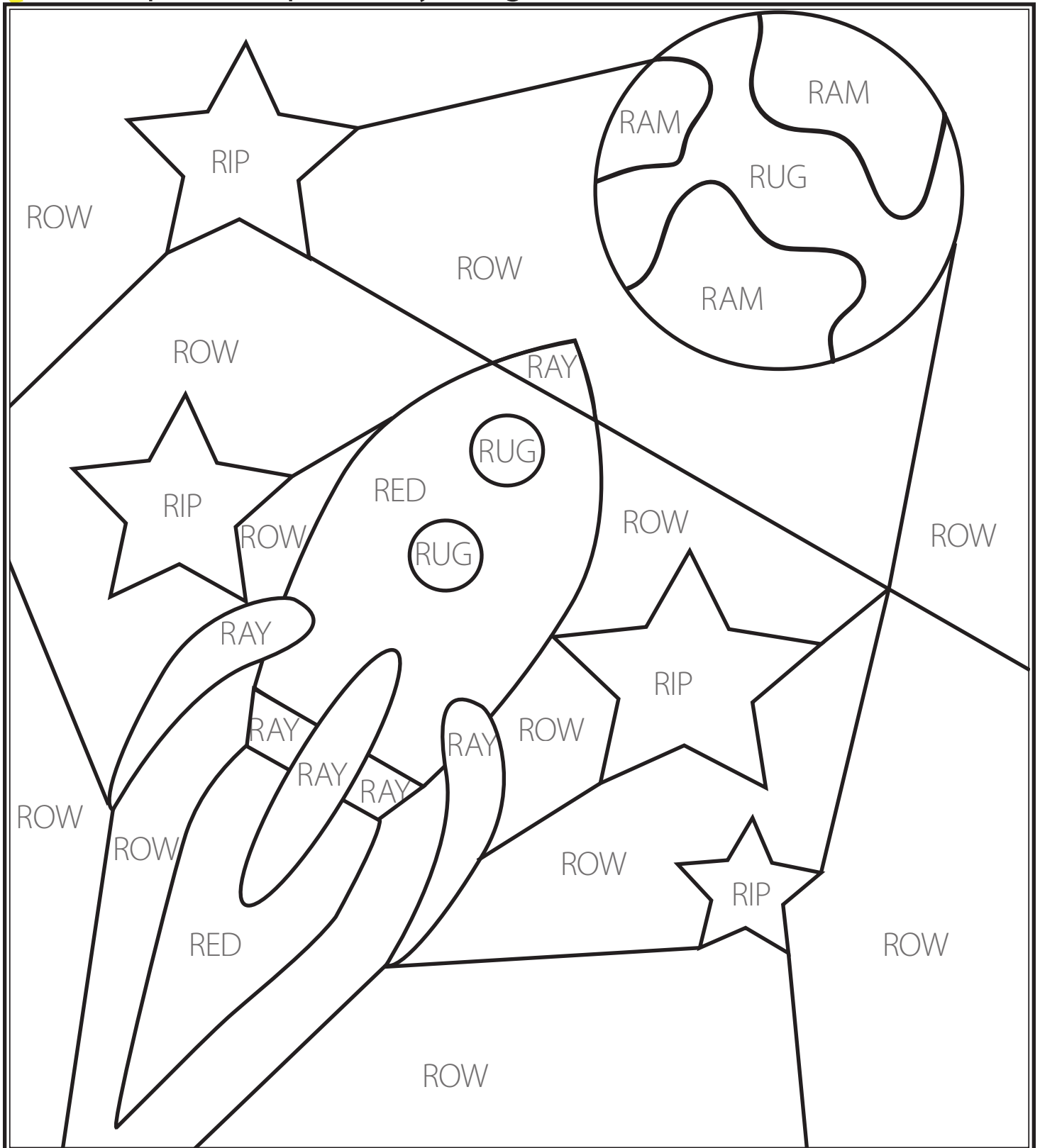
RAM = green

RAY = dark blue

ROW = black

RED = red

Complete the picture by using the color code for each word.



WEEK 1



FALL
REVIEW PACKET

ANSWER
KEYS



Use these answer keys
to check your work!

Name: _____

Date: _____

Answer Key Smooth Reading #1

Read the passage 3 times. Each time you read, color in a star.


The kids like to play.

They play in the park.

They like to slide and swing.



Color the picture that goes with the story.



Answer Key

Short Vowel Review

a


e

i


o

u

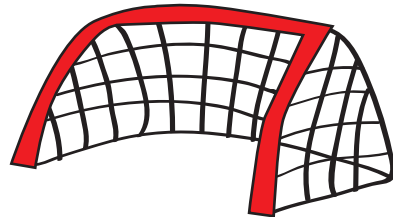
Write the missing vowel for each word below.



b e d




c a t




n e t




n u t




d o g



b a t



p i g



b u g

10




































t e n

Name: _____

Date: _____

Counting Bugs **Answer Key**

Fill in the missing numbers to find out how many bugs are on the page. Color the bugs when you are finished.

 <u>1</u>	 <u>2</u>	 <u>3</u>	 <u>4</u>	 <u>5</u>
 <u>6</u>	 <u>7</u>	 <u>8</u>	 <u>9</u>	 <u>10</u>
 <u>11</u>	 <u>12</u>	 <u>13</u>	 <u>14</u>	 <u>15</u>
 <u>16</u>	 <u>17</u>	 <u>18</u>	 <u>19</u>	 <u>20</u>
 <u>21</u>	 <u>22</u>	 <u>23</u>	 <u>24</u>	 <u>25</u>
 <u>26</u>	 <u>27</u>	 <u>28</u>	 <u>29</u>	 <u>30</u>
 <u>31</u>	 <u>32</u>	 <u>33</u>	 <u>34</u>	 <u>35</u>

Answer Key Ordinal Numbers



first

1st



second

2nd



third

3rd



fourth

4th



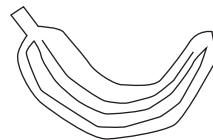
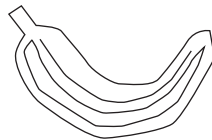
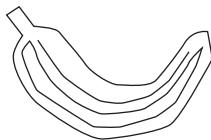
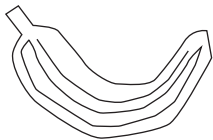

fifth

5th

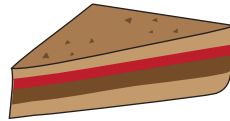
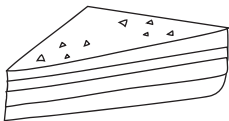
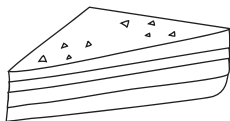
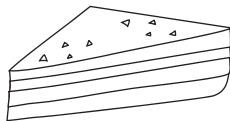
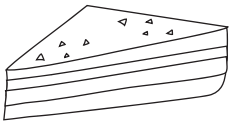
Write the ordinal number indicated by the colored object



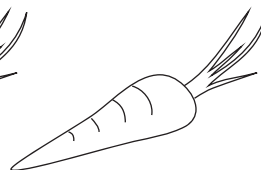
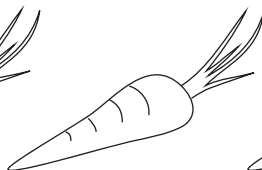
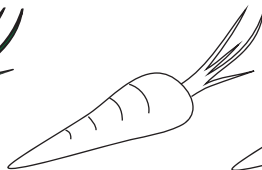

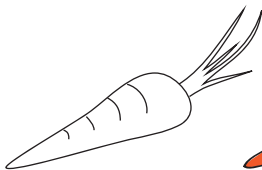
3rd



1st



5th



2nd




4th


Name: _____ Date: _____

Answer Key What Happened?


Cut out the pictures and paste them in the correct order.



First, Sam gets up.

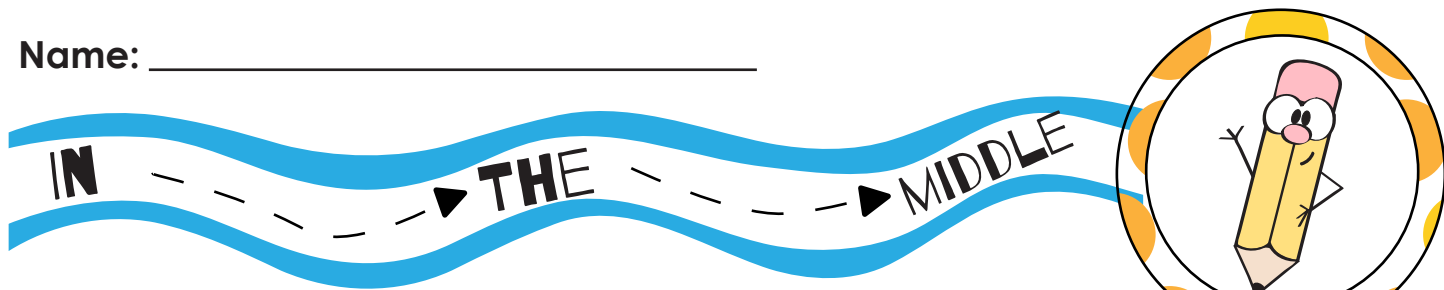


Next, Sam eats breakfast.


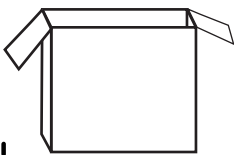









Last, Sam goes to school.

Name: _____



Say the name of each picture, then color the sound you hear in the middle.
Trace and finish the word.

<p>m b n</p>  <p>ant</p>	<p>o a u</p>  <p>box</p>	<p>o a i</p>  <p>cat</p>
<p>a e i</p>  <p>van</p>	<p>a b u</p>  <p>cup</p>	<p>e a i</p>  <p>sad</p>
<p>u a i</p>  <p>cut</p>	<p>i e u</p>  <p>pen</p>	<p>a e i</p>  <p>pig</p>

Practice Counting Numbers



Answer Key Write in the missing numbers.

1

2

3

4

5

6

7

8

9

10

11

12

13

14

15

16

17

18

19

20

21

22

23

24

25

26

27

28

29

30

Counting Numbers Backwards



Count from the highest to the lowest numbers and write in the missing numbers.

Answer Key

25

24

23

22

21

20

19

18

17

16

15

14

13

12

11

10

9

8

7

6

5

4

3

2


1

Name: _____

Date: _____

Follow the Shape Maze Answer Key

Can you find all of the **squares**? Color the **squares** in to help the rabbit get to the carrots in the garden!



Name: Answer Key

Date: _____


Fill in the Sight Word

Use a word from the box to fill in the blank in each sentence.


the out is are in went on



Her foot got stuck in the mud.



My book is still in the car.



My eyes are brown.




The boy is playing on the swings.



The bottle of water is in my backpack.



The chicken eggs fell out of the basket.




The king and the prince went on a walk.

Name: _____

Date: _____

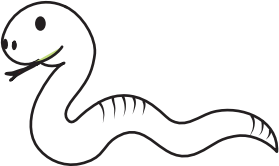
Answer Key **Beginning Blends Review**

Look at each picture. Which letters match the beginning of the word? Color in the bubble under to the correct answer.

1.  fl tr gr fr
○ ○ ○ ●

2.  pl gr gl pr
○ ○ ○ ●

3.  br cl sr cr
○ ○ ○ ●


4.  sn tr sl pl
● ○ ○ ○

5.  cl br sp pr
○ ○ ● ○

Name: _____

Date: _____

Writing Numbers to 20



Start at 1 and write numbers in each box until you get to the end (or as high as you can count!)

Answer Key

1	2	3	4	5
6	7	8	9	10
11	12	13	14	15
16	17	18	19	20




Name _____ **Answer Key**

Date _____

THE WAY WE WRITE OUR NUMBERS

Circle the objects into groups of 10. Then answer the questions:
How many groups of ten did you have? How many were left over?


EXAMPLE:



We write our numbers by putting them into groups of 10!

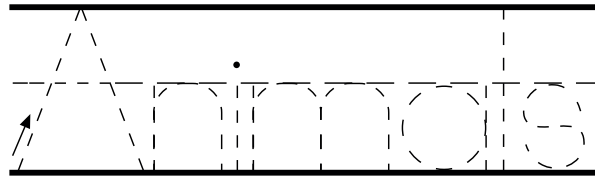
Groups of 10 1	Leftover 2	Hey! That's the number 12
--------------------------	----------------------	-------------------------------------

NOW IT'S YOUR TURN!










Groups of 10 1	Leftover 8	Hey! That's the number 18
--------------------------	----------------------	-------------------------------------

Answer Key



Unscramble each word to find the name of an animal. Then write it in the space provided. When you're done, draw a line from the word to the matching picture.

kucd	d u c k	
osome	m o o s e	
rbid	b i r d	
osoeg	g o o s e	
omues	m o u s e	
woc	c o w	
ebe	b e e	

Flower Power Answer Key

Count the flowers in each pot. Write the number in the box. Write $<$ or $>$ to show which pot has more flowers.

$<$ means less than

$>$ means greater than

3 $>$ 1

4 $>$ 2

2 $<$ 7

6 $>$ 5










8 $<$ 10

4 $<$ 9

Fruity Number Fun

Answer Key

Compare the fruit, and then color the one containing the larger number.




Name: _____

Date: _____

Answer Key

Switch it!

Read each word. Then change the first letter to make a new word!



C A T

R A T



C A N

V A N





M A P

N A P



H A T

B A T




P I G

D I G



B U G

R U G










Name _____

Date _____

Skip Count by Ten


Answer Key

Each pile has ten candies in it. Count by tens and write the total in the box.

	<input type="text" value="30"/>
	<input type="text" value="50"/>
	<input type="text" value="100"/>
	<input type="text" value="20"/>
	<input type="text" value="70"/>
	<input type="text" value="40"/>
	<input type="text" value="60"/>

Busy Bee *Answer Key*




Help Benny the Bee fill in the missing numbers in his honeycomb.




1	2	3	4	5	6	7	8	9	10
11	12	13	14	15	16	17	18	19	20
21	22	23	24	25	26	27	28	29	30
31	32	33	34	35	36	37	38	39	40
41	42	43	44	45	46	47	48	49	50
51	52	53	54	55	56	57	58	59	60
61	62	63	64	65	66	67	68	69	70
71	72	73	74	75	76	77	78	79	80
81	82	83	84	85	86	87	88	89	90
91	92	93	94	95	96	97	98	99	100

COLOR BY WORD



RUG = 
RAM = 
ROW = 

RIP = 
RAY = 
RED = 

Complete the picture by using the color code for each word.

