

Exploring DATA

Sorting and Comparing

K
Kindergarten



light




heavy



tall

small



MORE



less

Table of Contents

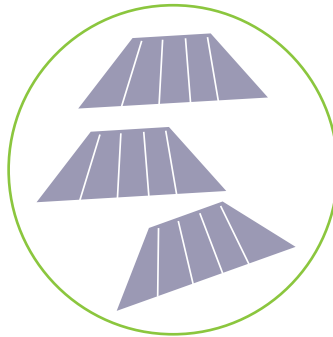
Exploring Data: Sorting and Comparing


Fewer More or Equal?
Less or More?
Fewer vs. More
Ordering Weight
Color & Compare #1
Compare Sizes #1
Compare Sizes #2
Compare Sizes #3
Measure Fruit
Color & Compare #2
Amy's Sweet Shop
Sort and Count at the Party
Salad Bowl Mixup
Traffic Jam
Sky Shop Challenge
Planting Flowers to the Garden
Sea Creature Graph
Bird Graph

Certificate of Completion

Fewer More or Equal



Look at the clothes below and write down how many there are in the space. Answer the questions below by drawing circles around the word fewer or more.








is fewer than
is equal to



is more than
is equal to








is fewer than
is equal to



Less or More?

In each row circle the group which has more pictures in it.



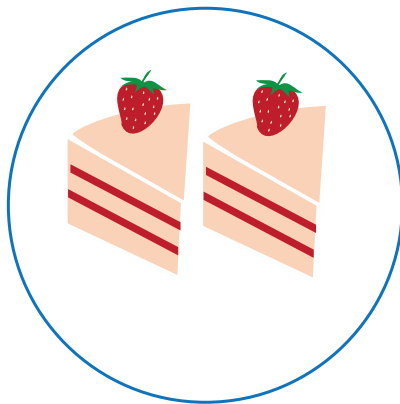


Fewer


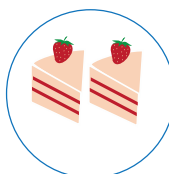
vs.

More


Look at the sweets below and write down how many there are in the space. Answer the questions below by drawing circles around the word fewer or more.



has (fewer/more) than



has (fewer/more) than



has (fewer/more) than



Name: _____ Date: _____


Ordering Weight

For each group, write numbers 1-3 for lightest to heaviest.

1.



2



3



1

2.







3.







4.



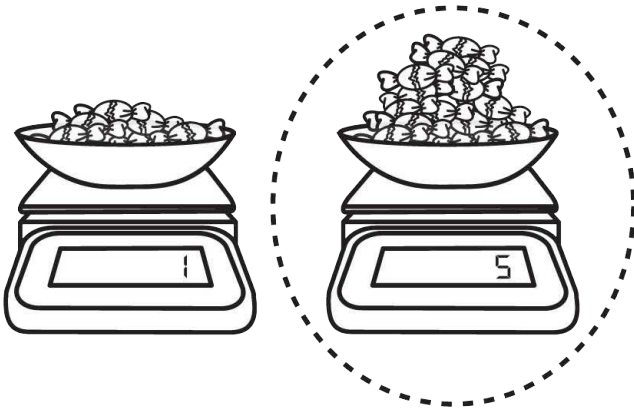




Color & Compare!

Color the objects and for each pair, circle which one weighs more.
Use the scale to help you choose.


1.




2.




3.




4.




5.




6.




COMPARE SIZES



Small


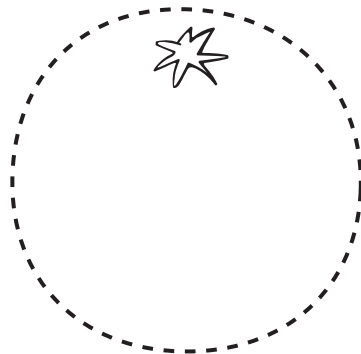
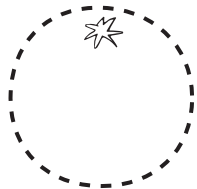





Medium



Large

Trace the fruits.



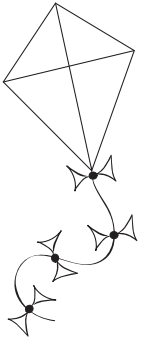
Parent Tip: After tracing the fruits, ask the child to color the large apple red, medium in yellow and small in green.

COMPARE SIZES


Small Medium **Large**

Draw the missing pictures and color them.


Draw a large kite.




Draw a small window.



Draw a large tooth.



Draw a medium letter "A".




COMPARE SIZES


Small Medium Large

Draw the missing pictures and color them.

Draw a small egg in the nest.




Draw a large cloud.



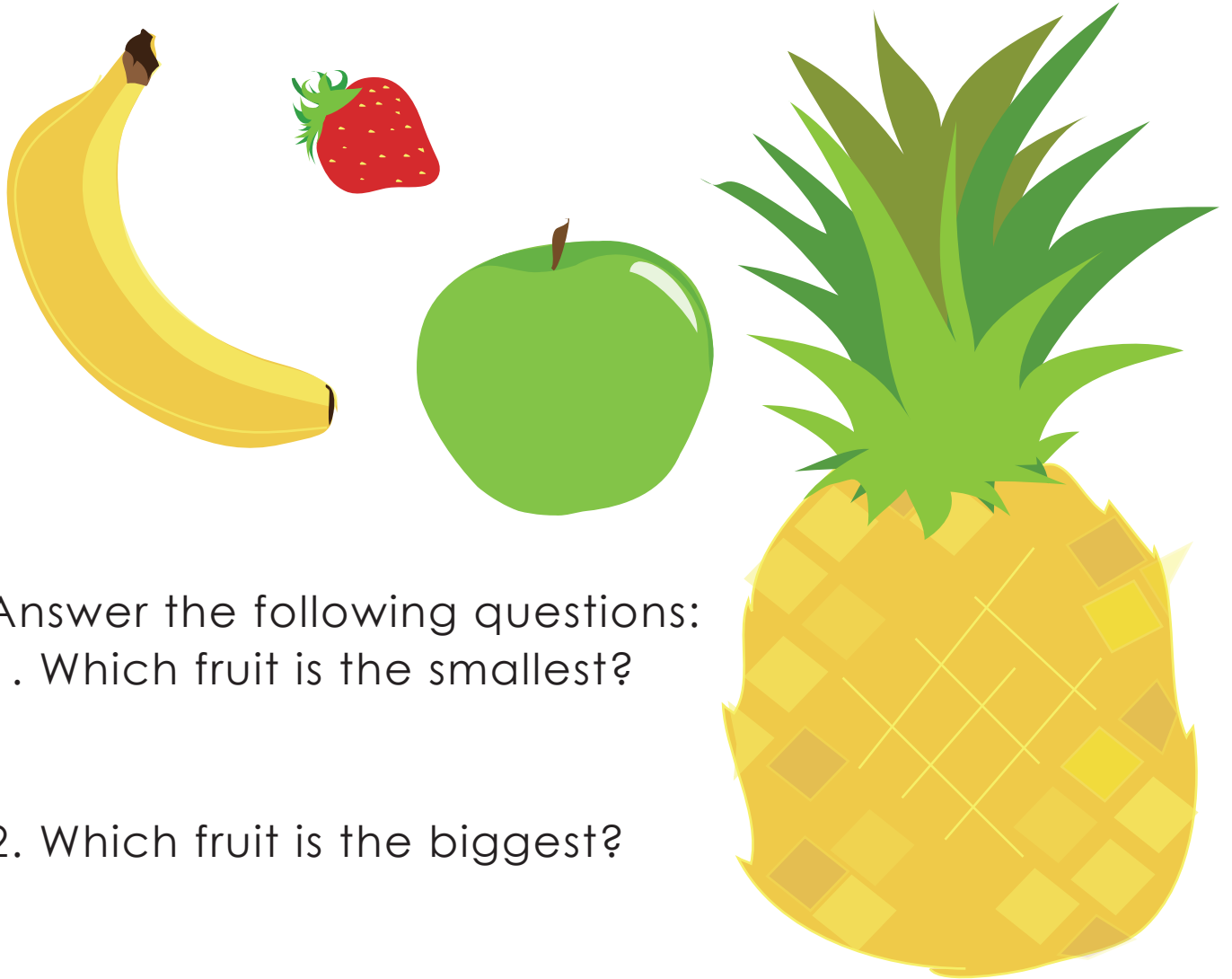
Draw a large umbrella.



Draw a medium wheel.



MEASURE FRUIT



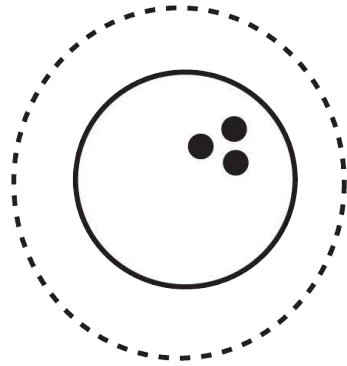
Answer the following questions:

1. Which fruit is the smallest?
2. Which fruit is the biggest?
3. Is a banana longer than a strawberry?
4. Is a pineapple taller than an apple?
5. Is the apple wider than the pineapple?


Color & Compare!

Color the objects and for each pair, circle which one weighs more.

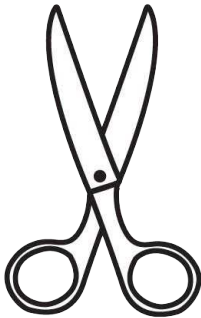
1.




2.



3.




4.



5.








6.



Amy's Sweet Shop


Help Amy color and count the sweets in her shop.



Color the  pink. Color 6 of the  orange. Color 4 of the  yellow.

How many sweets are there in total?

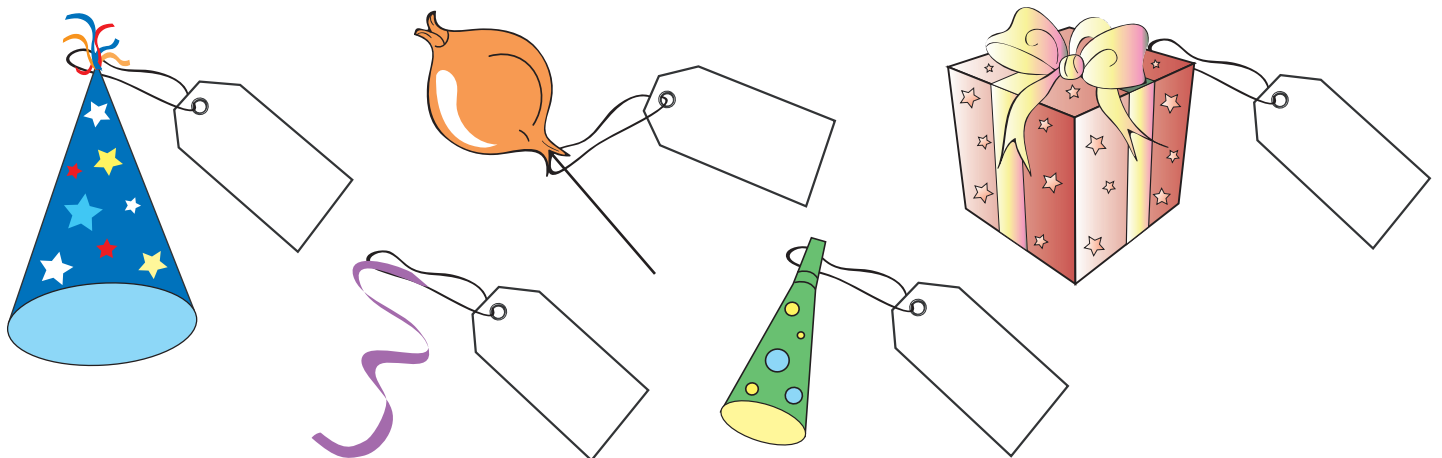

How many  are there?

How many  are there?

Sort and Count at the Party

All the party decorations are mixed up. Can you help sort them out by coloring the same decoration in a single color? Then count each type of party favor on the page and write the numbers on the tags.

Parent tip: Ask your child to cross out each party decoration as they count.






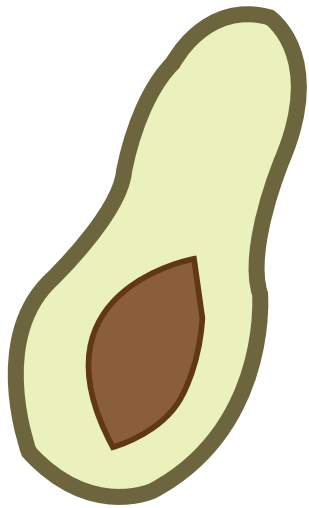



Salad Bowl Mixup

There are a few items that don't belong in the salad bowl. Can you guess which ones they are?

Directions




















Note: This worksheet is best if printed out in color.

1. Cut out the bowl and the items that belong in it.
2. Arrange the correct items in the bowl.
3. When you are happy with your arrangement, you can use a glue stick to paste everything onto another piece of paper.







Traffic Jam!

This police officer needs help recording all the different cars. Count each type and use your numbers to fill in the graph on the next page.




Color a square for each car of that type that appears on the previous page. Then fill the total in the box below.








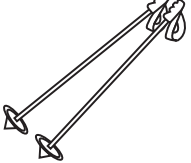

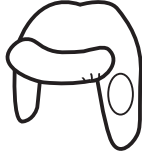












Which type has the most number of cars?

Which type has the least number of cars?


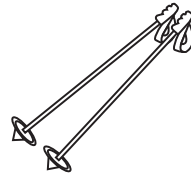
Ski Shop Challenge



Help Susie organize the inventory in her ski shop. Cut out each item and paste them under the matching item in the table on the next page. Put the total in the box below.


			
			
			
			
			

Paste the items that match in a vertical line. Then total up each type of item.

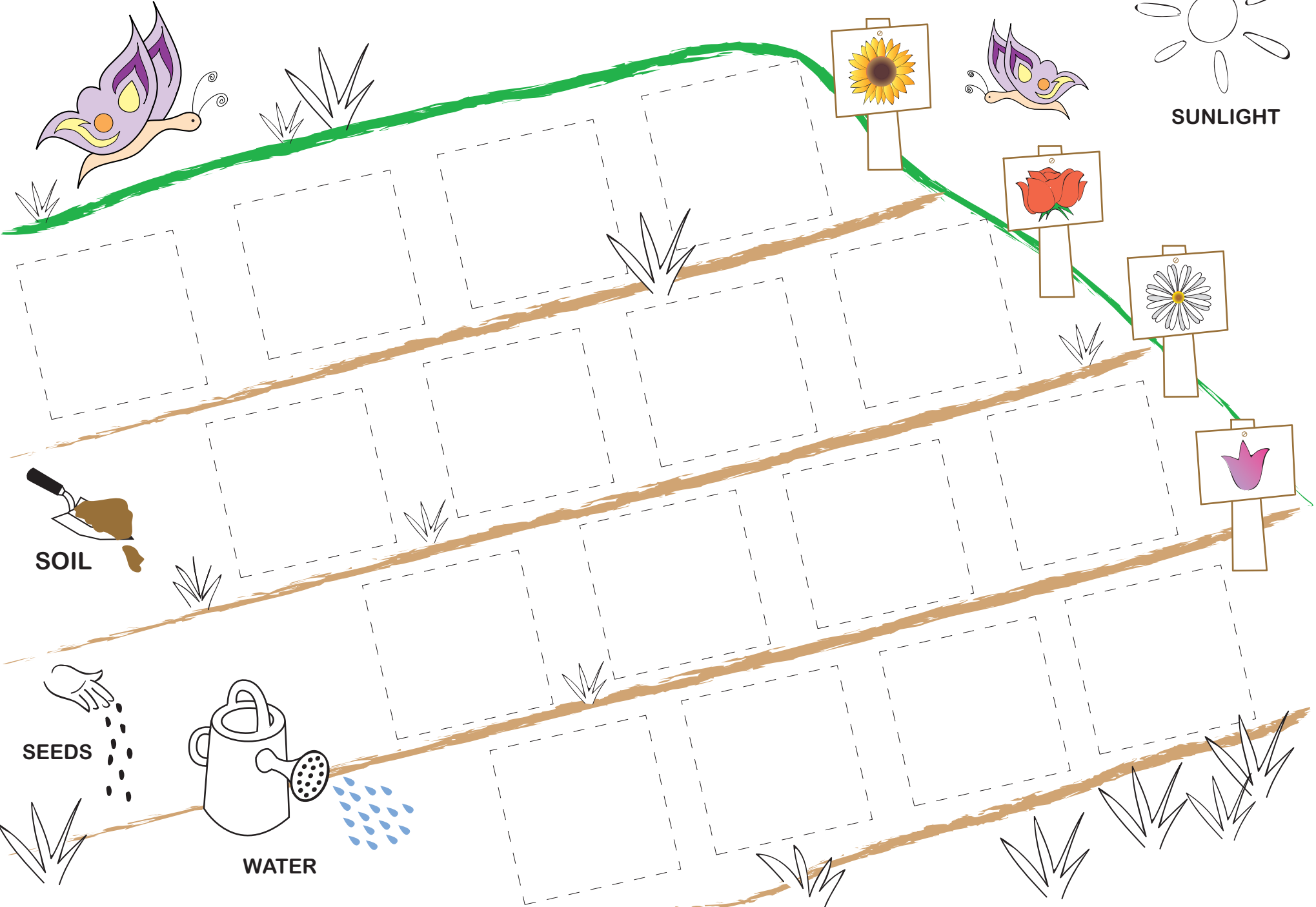


What item does Suse have the least of ?

Planting Flowers in the Garden



SUNLIGHT



SOIL



SEEDS





















WATER

Planting Flowers in the Garden





Color all the flowers. Then cut them out with the help of a parent. Next sort them and glue each kind of flower in a row to plant your own flower garden.

Parent Tip: Talk about how plants grow & stages of planting. Ask the child to name more flowers.




Sea Creature Graph

Cut out the sea creatures and arrange each kind in a column.
Which row has the most? Which has the least?



Bird Graph

Cut out the birds and arrange each kind in a column.
Which row is has the most? Which has the least?





4

3

2

1





Great job!

is an ThuVienTiengAnh.Com math superstar

