

# Comic Book Composition

5<sup>th</sup>  
Grade



# Table of Contents

---

## Comic Book Composition

Make a Comic Strip  
Draw a Superhero  
Draw a Mini Robot  
Mt. Crushmore vs The Human Shield  
The Adventures of Gazer Girl & Telescopic Terry  
The Adventures of Tina Taller & Birdy  
The Adventures of Racin' Jason & Seymore Stretchpants  
The Adventures of Audio Albert & Small Paul  
Comic Book Onomatopoeias \*  
The Adventures of A.J. & C.K.  
Write Your Own Comic Adventure! #1  
Write Your Own Comic Adventure! #2  
Write Your Own Comic Adventure! #3  
Barber Shop Comic Strip  
Finish the Comic Strip  
Write the Dialogue  
Finish the Drawing: What Kind of Paintings Can You See?  
What's the Painting?  
The Adventures of Kid Wizard and Ninjastar!

*Certificate of Completion*

*Answer Sheets*

*\* Has an Answer Sheet*

# Make a **Comic Strip**

Comics strips and comic books tell stories through a sequence of pictures. They use panels, backgrounds, characters and word bubbles. They can have elaborate or simple drawings. They are fun to create! Try to create your own comic.




## **PARTS OF A COMIC**












## **Steps**

- Cut out the panels from page 2.
- Cut out and glue backgrounds into your comic from page 3.
- Cut out and glue your characters from page 4.
- Cut out and glue word bubbles from page 5.

# Panels




# Backgrounds








# Characters

Cartoon characters can be fun! Here are some sample characters to get you started. Finish them up by adding details such as hair, eyes, arms and hands. Then draw your own in the space below. Remember to add color!

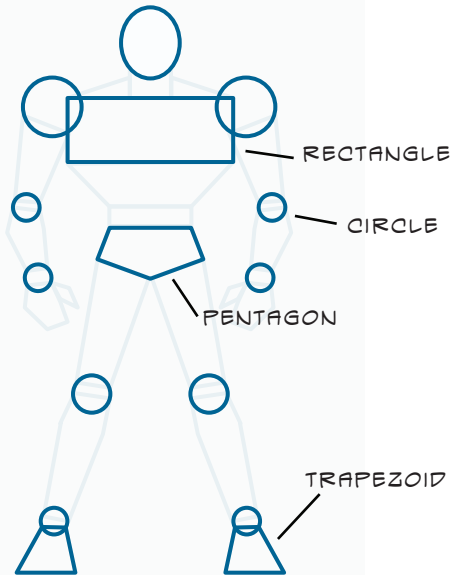


# Word Bubbles

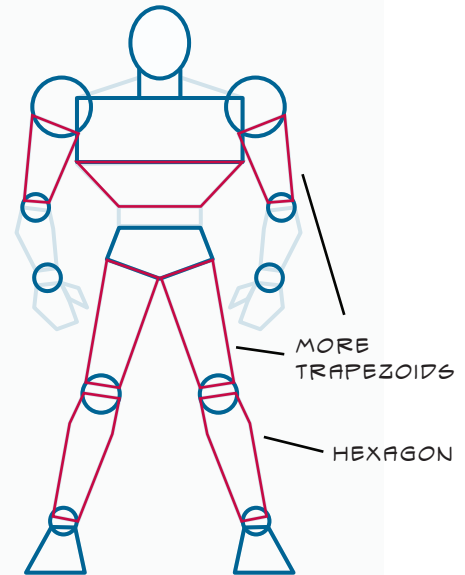


# DRAW A SUPERHERO

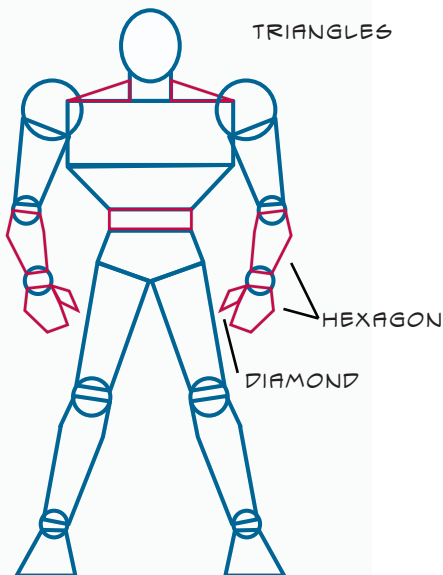
## WITH GEOMETRY



1. LET'S START WITH SOME BASIC SHAPES FOR THE TORSO, ELBOWS, KNEES, ANKLES...




2. NOW ADD MORE SHAPES FOR THE NECK, ARMS AND LEGS!



3. FINISH THE BASIC DRAWING

G IS FOR GEOMETRY MAN  
HERO OF POLYGONS

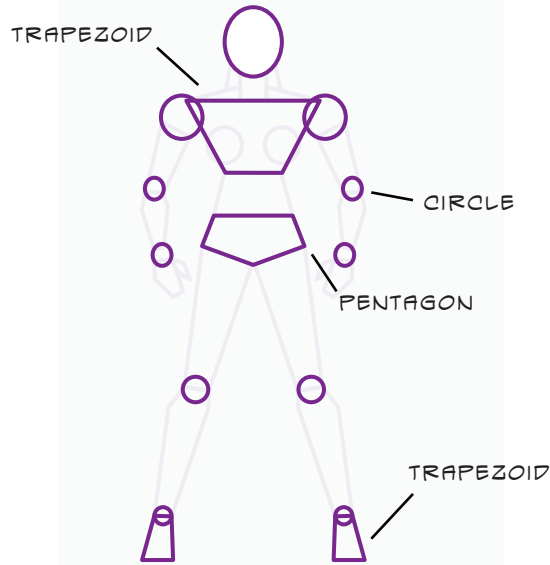


4. JOIN SOME SHAPES, COLOR IT IN, AND ADD THE LAST DETAILS... YOU'RE DONE!

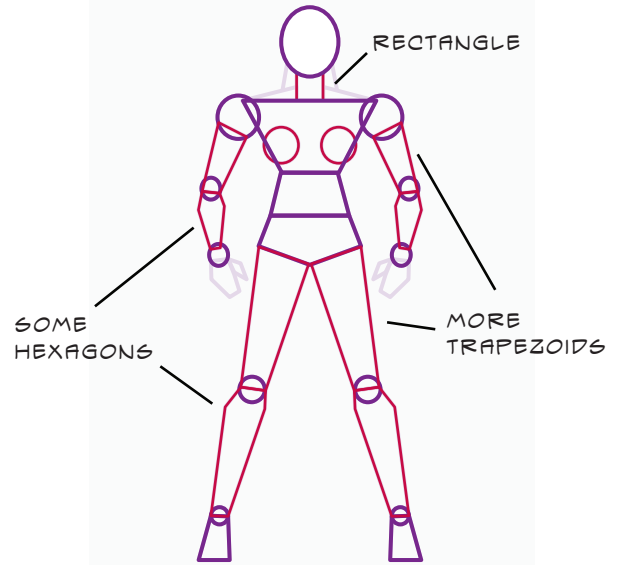


# DRAW A SUPERGAL

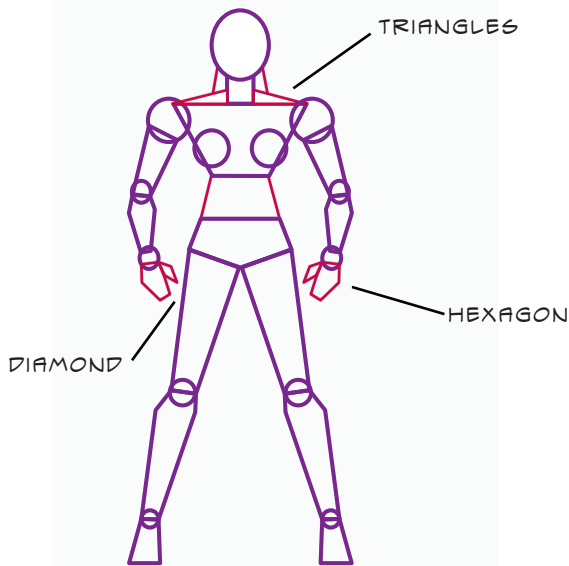
## WITH GEOMETRY



**1. LET'S START WITH SOME BASIC SHAPES FOR THE TORSO, ELBOWS, KNEES, ANKLES...**

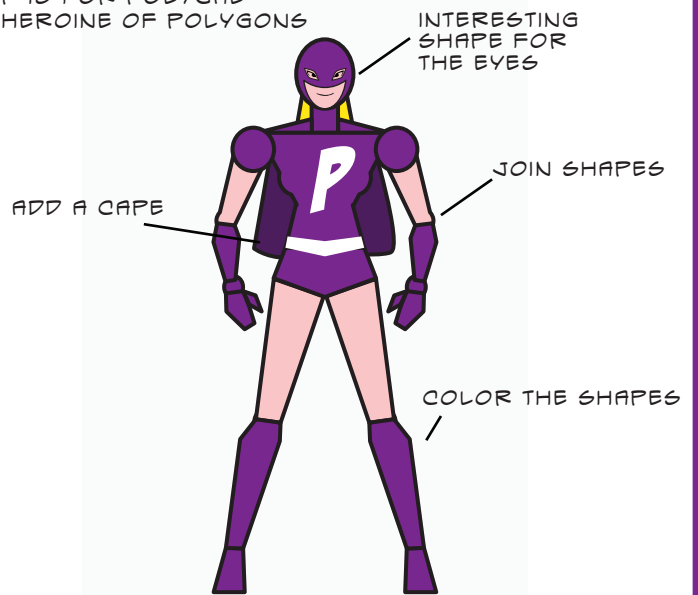


**2. NOW ADD MORE SHAPES FOR THE NECK, ARMS AND LEGS!**



**3. FINISH THE BASIC DRAWING**

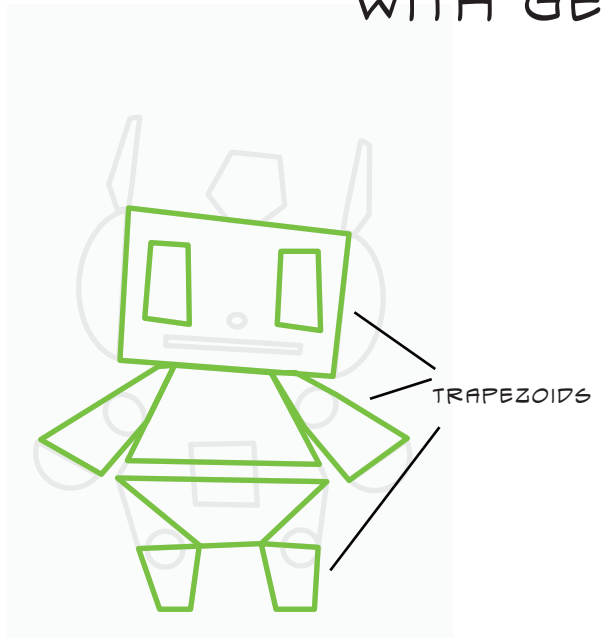
P IS FOR POLYGAL  
HEROINE OF POLYGONS




**4. JOIN SOME SHAPES, COLOR IT IN, AND ADD THE LAST DETAILS...YOU'RE DONE!**

# DRAW A MINI ROBOT


WITH GEOMETRY




1. LET'S START WITH SOME BASIC SHAPES FOR THE TORSO, ARMS, HEAD...



2. NOW ADD MORE SHAPES LIKE TRIANGLES AND HALF CIRCLES...



3. FINISH THE BASIC DRAWING...




4. COLOR IT IN AND YOUR DONE!...

# Mt. Crushmore VS The Human Shield

What's going on in this scene?

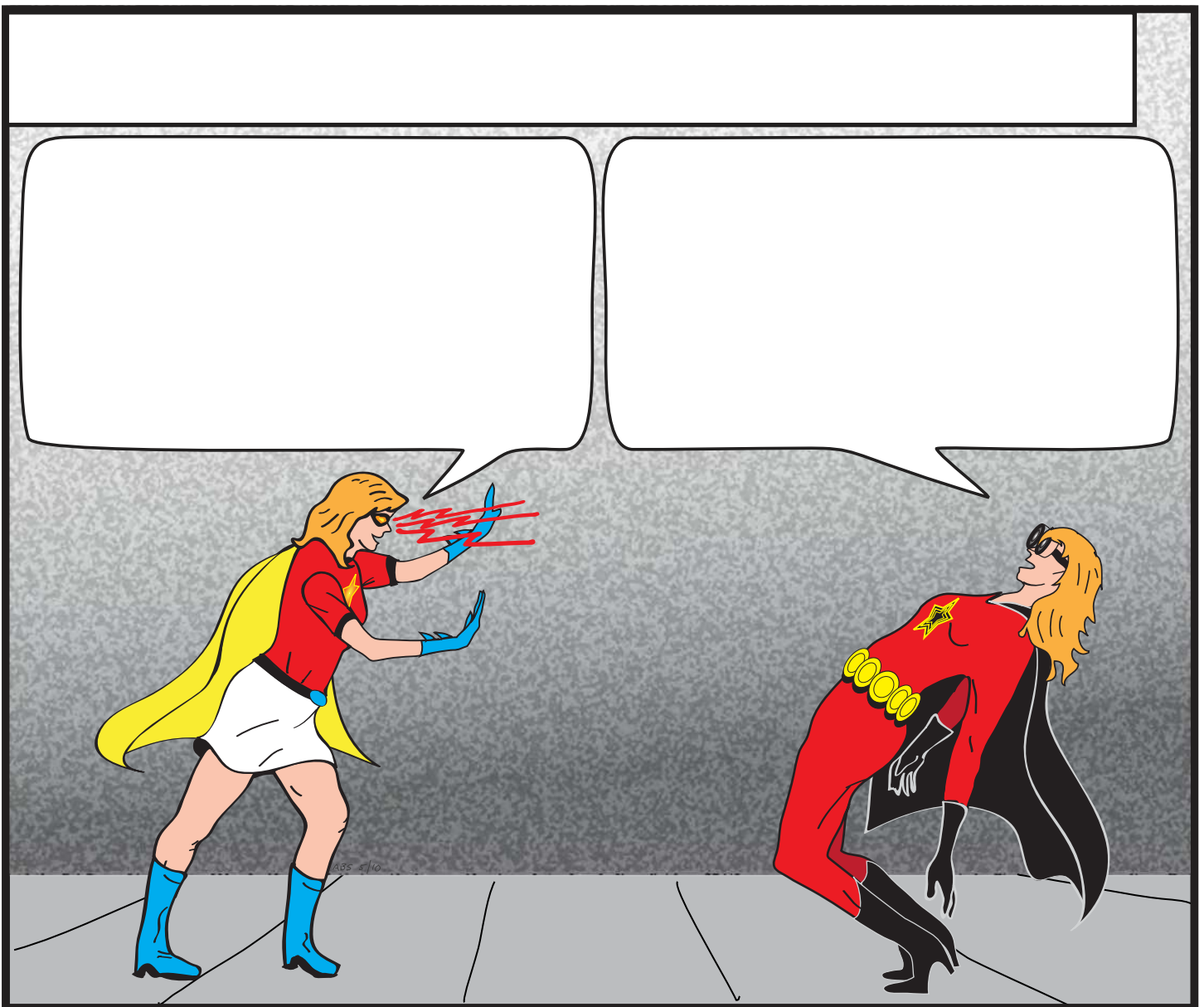
Fill in the caption box and word balloons to make up your own comic!



# The Adventures of **Gazer Girl & Telescopic Terry**

What's going on in this scene?

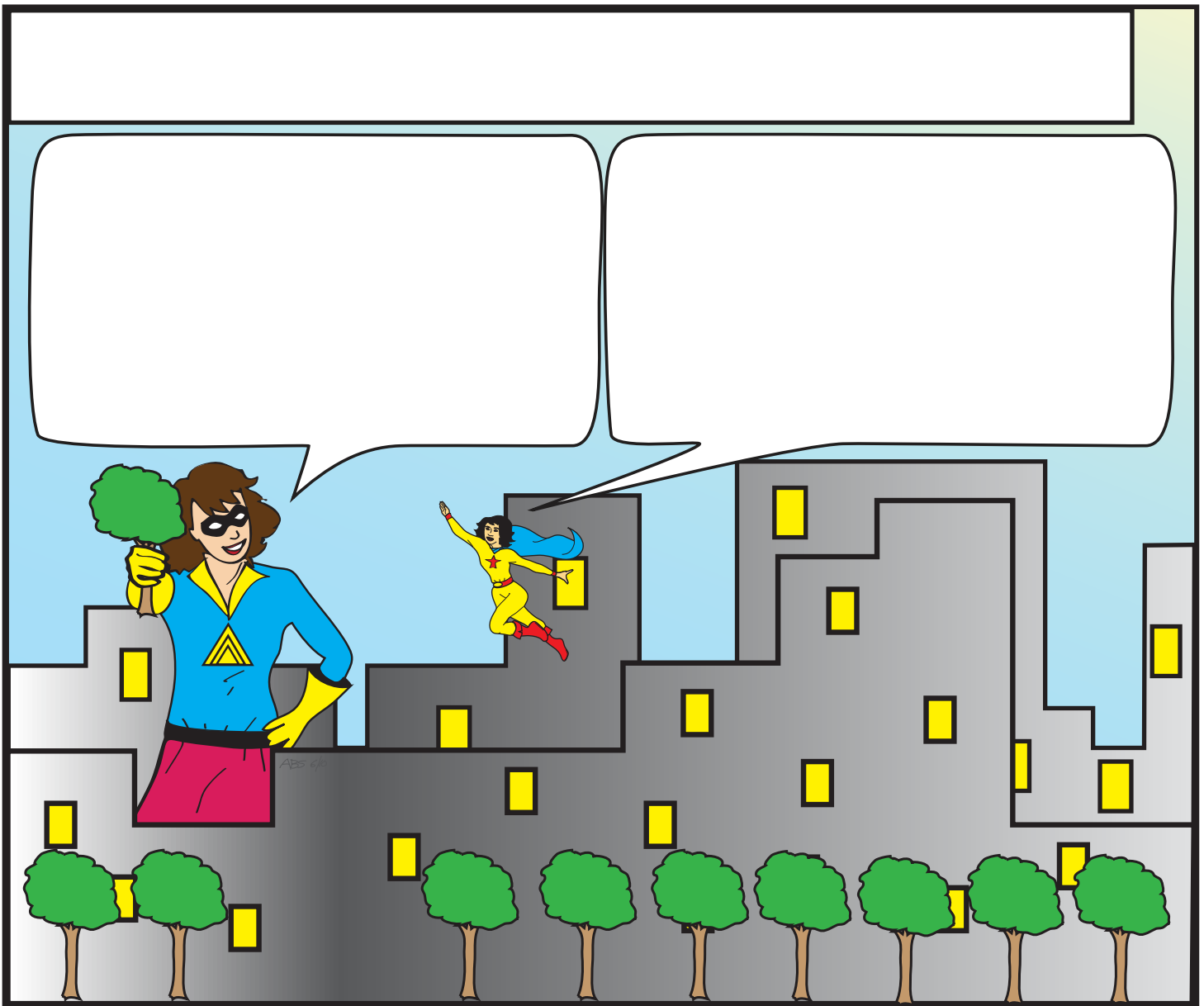
Fill in the caption box and word balloons to make up your own comic!



# The Adventures of TINA TALLER & Birdy

What's going on in this scene?

Fill in the caption box and word balloons to make up your own comic!



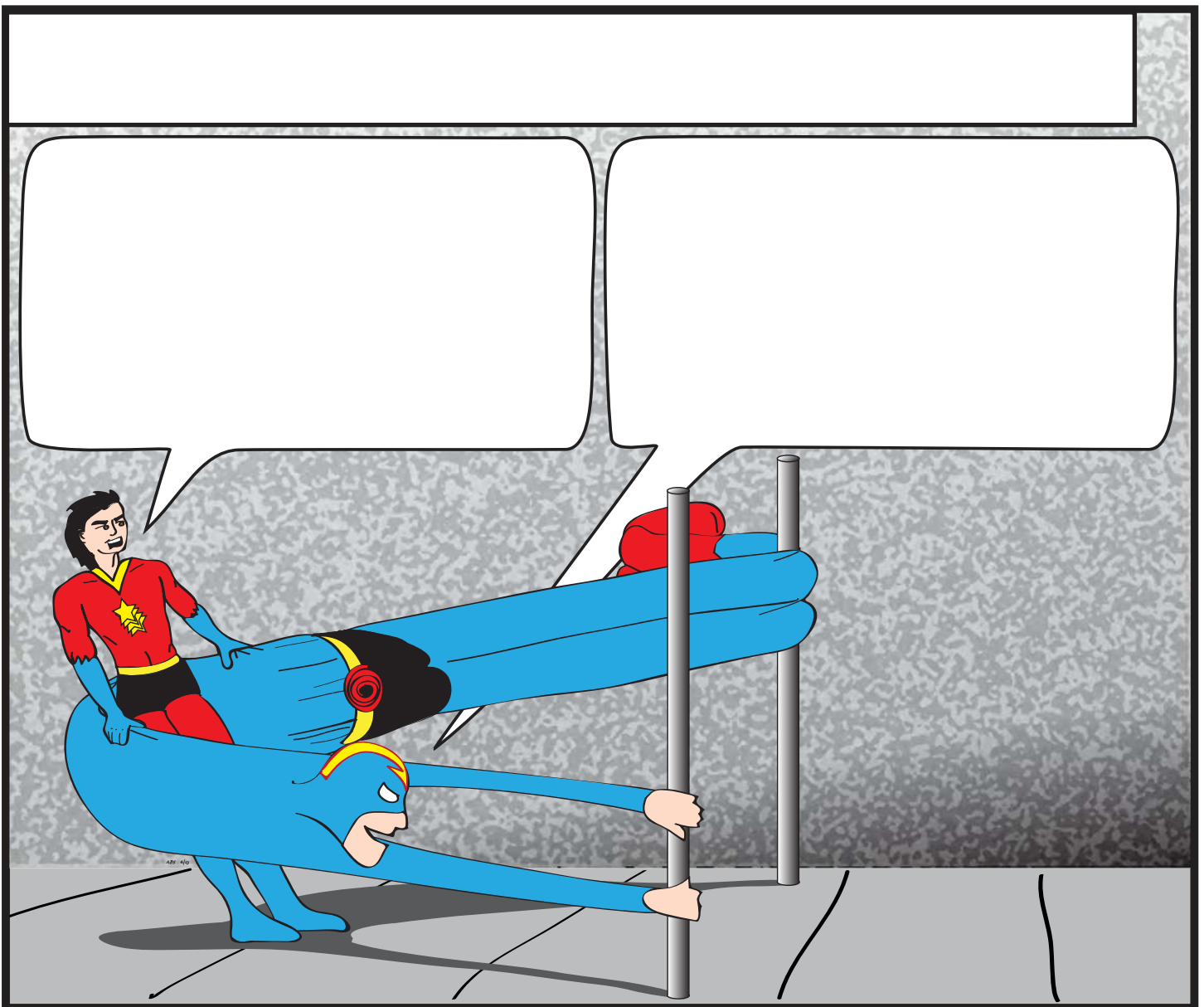
Is there more of this story you want to create? Continue sketching and writing on a separate piece of paper.

# *The Adventures of* ***Racin' Jason*** & ***Seymore Stretchpants***

**Today's episode: "The Human Slingshot!"**

What's going on in this scene?

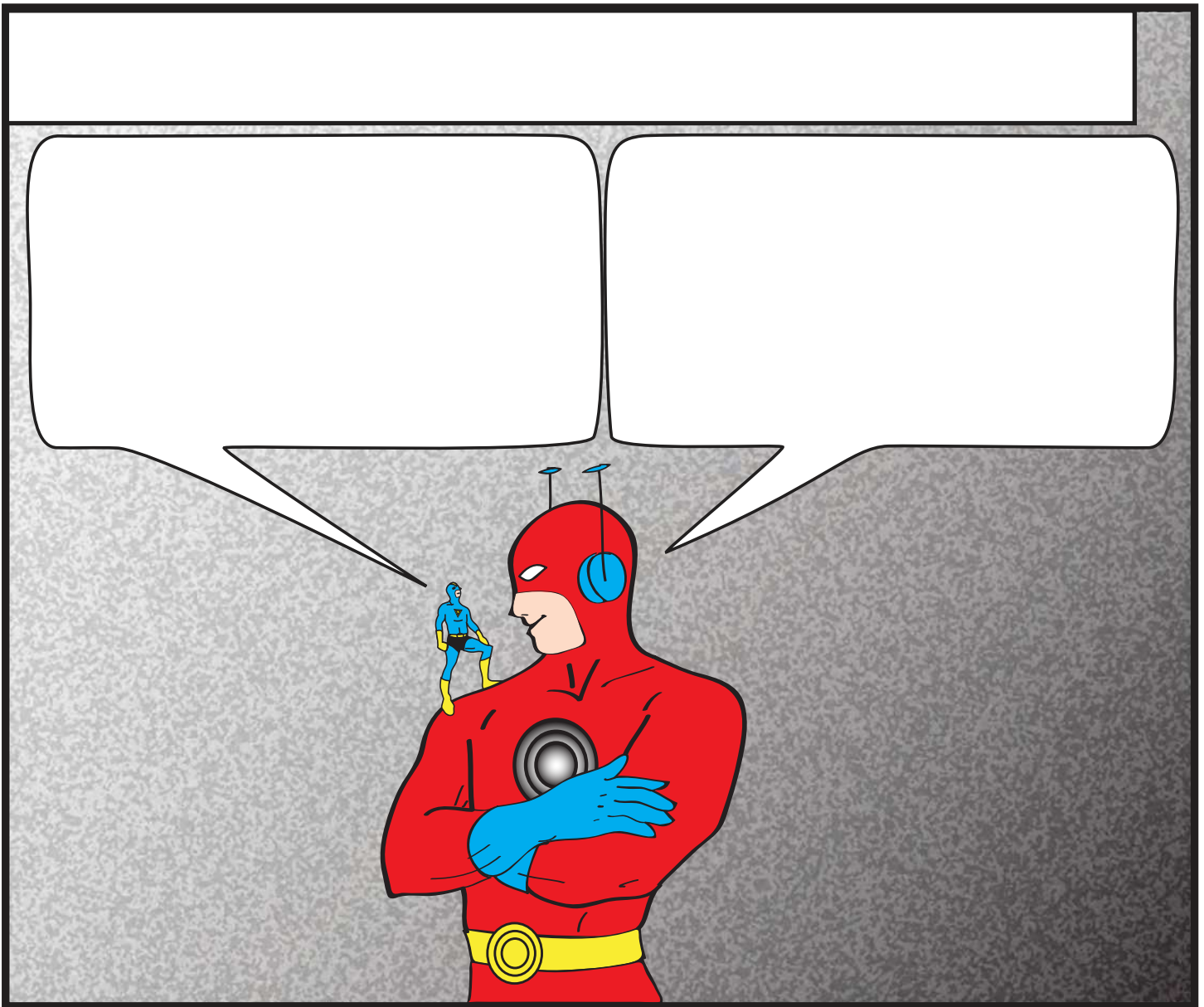
Fill in the caption box and word balloons to make up your own comic!



# *The Adventures of* **AUDIO ALBERT & SMALL PAUL**

What's going on in this scene?


Fill in the caption box and word balloons to make up your own comic!



Is there more of this story you want to create? Continue sketching and writing on a separate piece of paper.

# COMIC BOOK


# ONOMATOPOEIAS!



Onomatopoeias are popular in comic books and graphic novels because they are words that sound like what they describe. Find the comic-themed onomatopoeias in the word search. The words can be vertical, diagonal, or horizontal, and forwards or backwards.

**BANG**  
**BOOM**  
**KA-BOOM**  
**BLAMMO**  
**WHAM**  
**BONK**  
**ZOWIE**  
**KA-POW**  
**BWAM**  
**BOING**  
**BIFF**  
**CRUNCH**

**VOOMP**  
**CLASH**  
**KER-PLOP**  
**FWOMP**  
**THUNK**  
**THWACK**  
**WHAP**  
**FOOMP**  
**ZWONK**  
**PLONK**  
**THWIP**  
**ZAP**







# THE ADVENTURES OF

# A.J. & C.K.



What are A.J. and C.K. talking about?

Fill in the word balloons and make up your own comic!





# WRITE YOUR OWN COMIC ADVENTURE!

## "THE NIGHT OF THE ALIENS, PART 1"

Create your own comic with this worksheet! Start with the first panel and fill in the rest of the text in the box to create the setting. Then, color the panels and fill in the dialog!

**Hint:** What do you think the characters are feeling? How would they react?

On a dark night, in a city not far from here...



# WRITE YOUR OWN COMIC ADVENTURE!

## "THE NIGHT OF THE ALIENS, PART 2"

Create your own comic with this worksheet! You started with page one, and now it's time to draw your own illustrations and write your own dialog to finish the story. How will you end this adventure?

*Hint: How will the characters get to the ending you want?*

--	--

# WRITE YOUR OWN COMIC ADVENTURE!

## "DETECTIVE HAMSTER MCSQUEAKERS, PART 1"

Create your own comic with this worksheet! Start with the first panel and fill in the rest of the text in the box to create the setting. Then, color the panels and fill in the dialog!

**Hint:** What do you think the characters are feeling? How would they react?

Detective Hamster McSqueakers was sitting in his office, when all of a sudden...

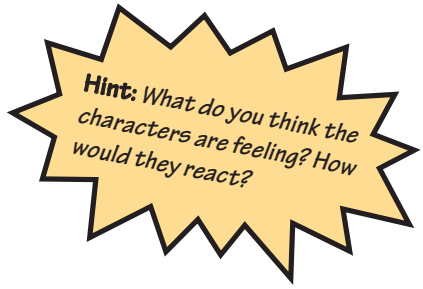
"Hello, Mayor Whiskers! What seems to be the problem?" he asked.



# WRITE YOUR OWN COMIC ADVENTURE!

## "DETECTIVE HAMSTER MCSQUEAKERS, PART 2"

Create your own comic with this worksheet! You started with page one, and now it's time to draw your own illustrations and write your own dialog to finish the story. How will you end this adventure?



**Hint:** What do you think the characters are feeling? How would they react?

--	--

# WRITE YOUR OWN COMIC ADVENTURE!

## "WHERE'S THE WATER OUT WEST? PART 1"


Create your own comic with this worksheet! Start with the first panel and fill in the rest of the text in the box to create the setting. Then, color the panels and fill in the dialog!

*Hint: What do you think the characters are feeling? How would they react?*

Out west, a long time ago...

Oh my goodness!  
What on Earth is that  
over there?

Oh no! All the water in our well is gone!  
What happened to our water? What are  
we going to do without water?



# WRITE YOUR OWN COMIC ADVENTURE!

## "WHERE'S THE WATER OUT WEST? PART 2"

Create your own comic with this worksheet! You started with page one, and now it's time to draw your own illustrations and write your own dialog to finish the story. How will you end this adventure?

**Hint:** What do you think the characters are feeling? How would they react?

--	--

# Creative Writing

Look at the comic strip below. Create a dialogue which tells the story happening. For more fun give the boy character a “before”, “during” and “after” haircut in each box. Have fun!

BOY:


BOY:

BOY:

BARBER:

BARBER:


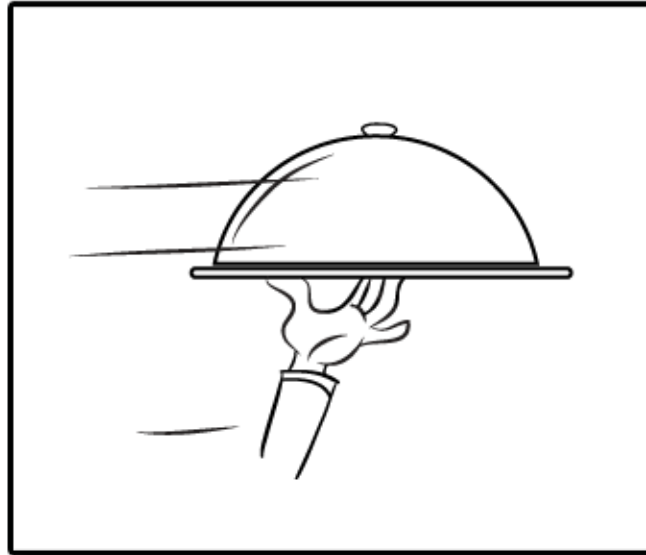
BARBER:





# Creative Writing

Look at the comic strip below. Create a dialogue which tells the story happening. For more draw the main dish in the last frame.  
Above all, be creative!





# CREATIVE WRITING



**SCIENTIST**

#1

**ROBOT**


#2


**SCIENTIST**

#3

**ROBOT**

#4





What kind of paintings can you see?

**FINISH THE DRAWING**

# CREATIVE WRITING

Create a small dialogue for the boy and the baby below. It should be a small conversation, perhaps just a simple question. However it should be about the painting in the canvas, which you will draw.  
Draw anything you'd like in the canvas below. Be creative!




# THE ADVENTURES OF KID WIZARD AND NINJASTAR!


Help Kid Wizard and Ninjastar defeat the Evil Genie by finishing the comic.



# THE ADVENTURES OF KID WIZARD AND NINJASTAR!

The Evil Genie is escaping! Help Kid Wizard and Ninjastar catch him by finishing the comic.






**Great job!**

---

is an [ThuVienTiengAnh.Com](http://ThuVienTiengAnh.Com) writing superstar



# Answer Sheets

---


## **Comic Book Composition**

Comic Book Onomatopoeias



# Answer Sheet

## COMIC BOOK ONOMATOPOEIAS!



Onomatopoeias are popular in comic books and graphic novels because they are words that sound like what they describe. Find the comic-themed onomatopoeias in the word search. The words can be vertical, diagonal, or horizontal, and forwards or backwards.

