

Celebrate the Seasons  
**LANGUAGE**  
**ARTS**



Can you fill in the missing vowels?



spr\_ng



gr\_ss



\_gg



fl\_w\_r



basket

# Table of Contents

---

## **Celebrate the Seasons: Language Arts**

Happy New Year Coloring Sheet  
Social Studies: Martin Luther King, Jr. Day  
Valentine's Day Missing Letters  
Why is the Caterpillar So Happy?  
St. Patrick's Day Count and Write: Numbers One Through Five  
Easter Missing Vowels  
Spring Flowers Coloring Page  
Word Search: Father's Day  
Beach Bingo  
Make a Match: Camping  
Halloween Missing Letters  
Halloween Missing Numbers  
Picture Puzzle  
Thanksgiving Memory Match  
Christmas Rhyming Puzzles  
Trace, Cut and Arrange Numbers  
Christmas Missing Letters

*Certificate of Completion*




Martin Luther King Jr. was a great leader who worked to help people live more peacefully.  
He wished that one day all different kinds of people would get along.

Trace over the sentence below and then write it on your own.





















I have a dream.

Draw a picture of one of your dreams for the world.




# Valentine's Day Missing Letters

Fill the missing lowercase letters in these valentine hearts.



# Why is the caterpillar so happy?




Connect the dots  
from 1 to 35  
to find out!






# St. Patrick's Day Count and Write

## Numbers One through Five

Count the shamrocks in each square and write the number next to it.



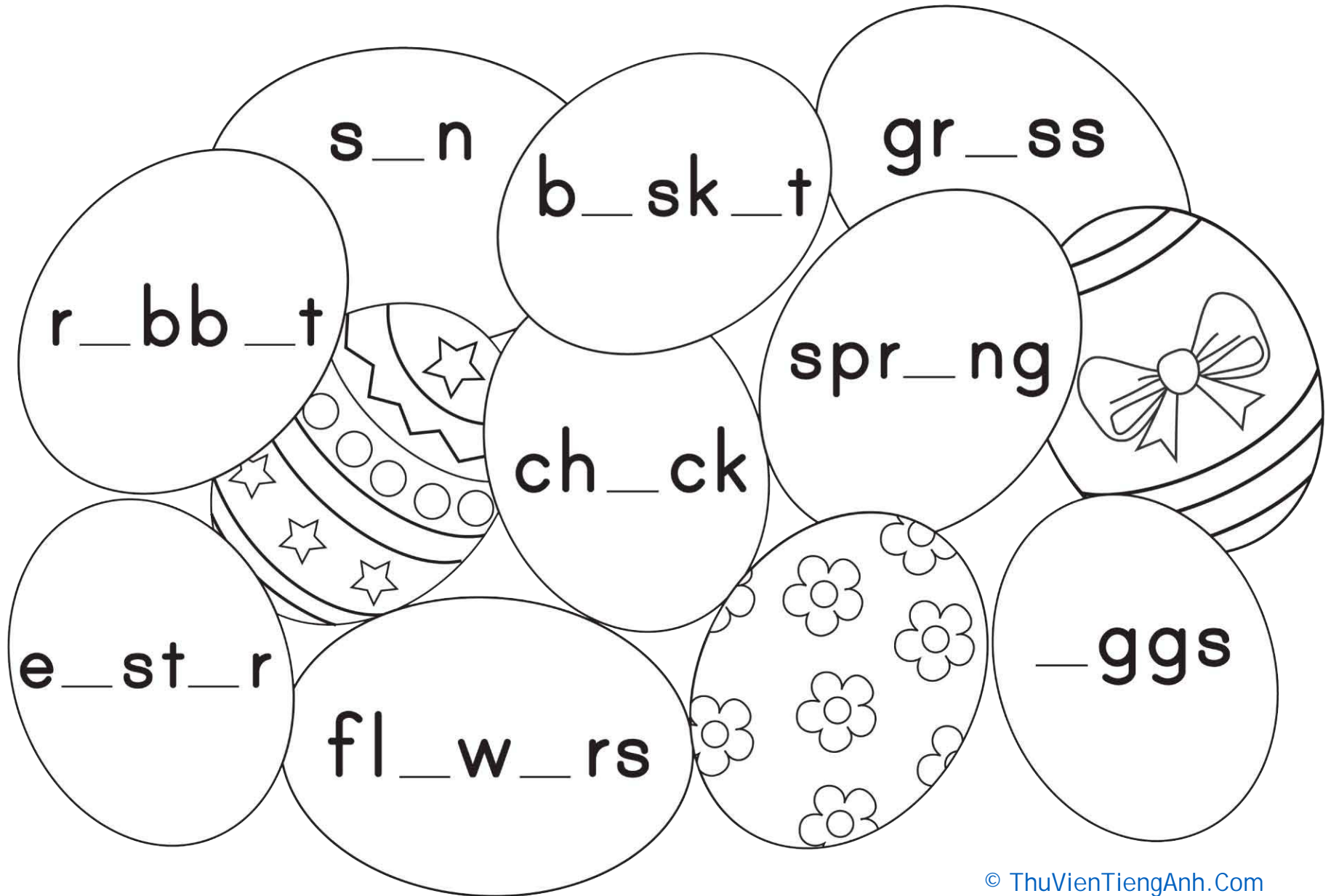
Four






# Easter Missing Vowels

Fill in the missing vowels to complete the words inside the Easter eggs. Then color the picture.









# Word Search

Father's Day


There are 16 words hidden in the puzzle below.  
Circle the words as you find them and then cross  
each one off the list on the bottom of the page.

E G N I H S I F K O S M T O  
B A S E B A L L X Y A E R R  
M S P O R T S C A R E R U C  
F I A P E L E A D E R S C A  
E G I Z E P E H A H A T K M  
L S T R O N G H D U Y E O P  
O O G X R O F T L Y K A E I  
O W O O E N A O S E F C I N  
S A L T H O N R O U S H E G  
T P F M B E E L G T W E H E  
R A C L A H O U C E B R Y U  
O N I P T R A M S A K A N I  
P A E A I E F A K T O O L S  
S Z F R A S P E C I A L L



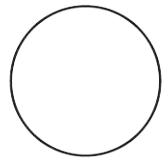



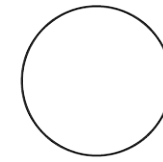


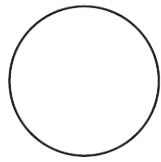



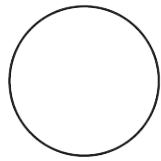

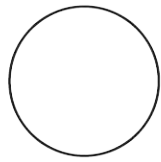
DAD • STRONG • SMART • LEADER • FATHER • TEACHER • HERO  
GOLF • CAMPING • SPECIAL • BASEBALL • TRUCK • SPORTS  
TOOLS • SAILBOAT • SPORTSCAR • FISHING • FOOTBALL



# Beach Bingo






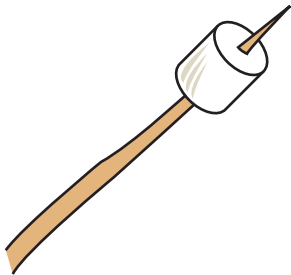


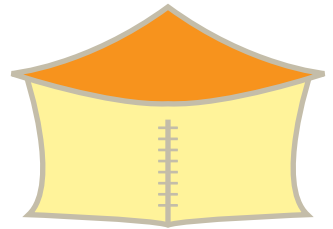
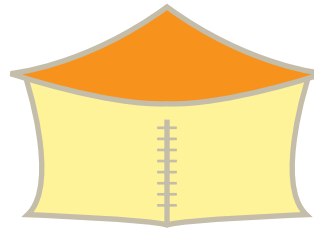



				
				
				
				
				



INSTRUCTIONS: Color these circles and cut them out to use as chips, or grab a marker and cross them out as you go.

# MAKE A MATCH: CAMPING

Cut out the game pieces below, mix them up and place them face down on the floor. Begin the game by turning one piece over, then another. If they match, put them in a pile. If they don't match, turn both pieces over and try again. Repeat until you've made all 8 matches.




# Halloween Missing Letters

Fill in the missing uppercase letters in these Halloween pumpkins



# HALLOWEEN MISSING NUMBERS


Fill in the missing numbers in these Halloween candies.





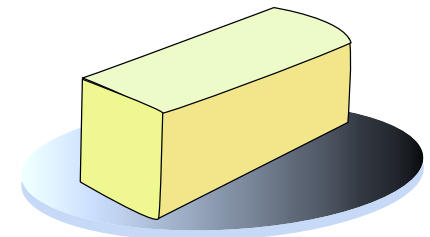
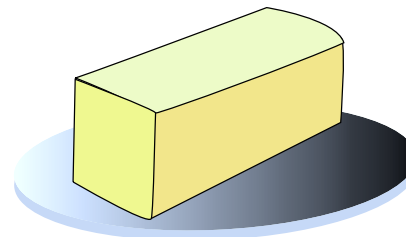




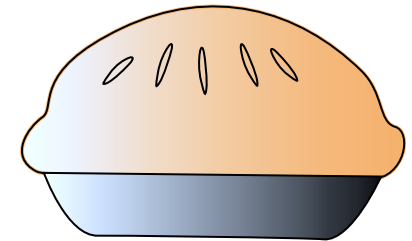
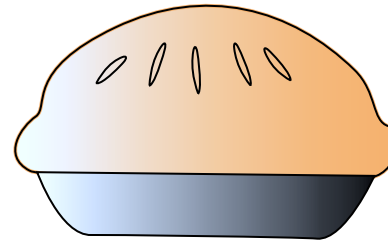
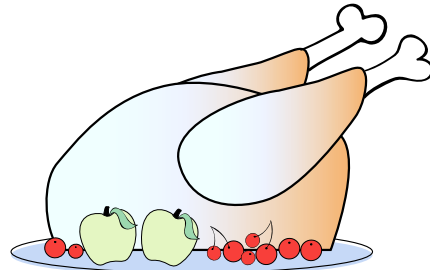
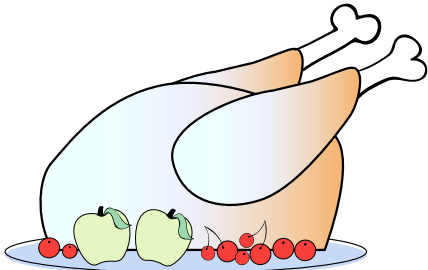
# Picture Puzzle

Cut out the mixed up picture pieces below and arrange them to look like the correct picture.





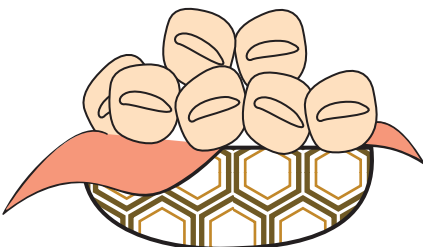
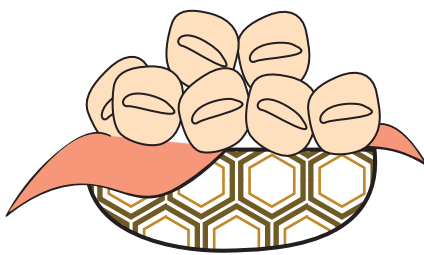




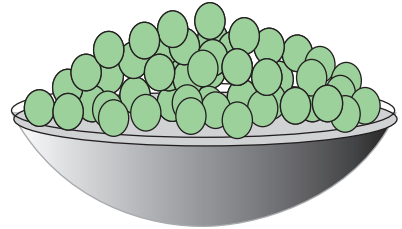
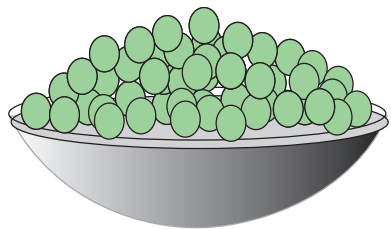


# THANKSGIVING MEMORY MATCH



Please note: Game pieces work best when printed on thicker paper.



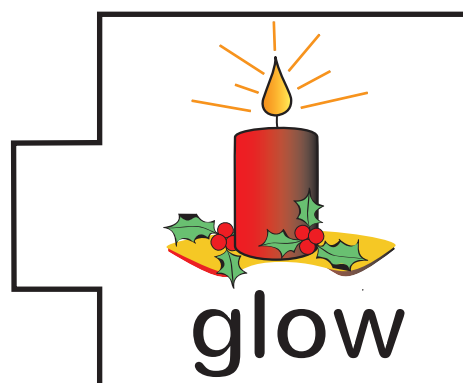
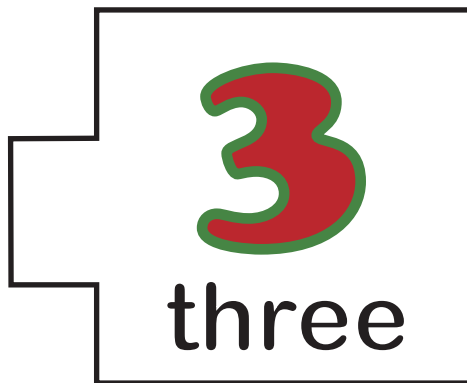
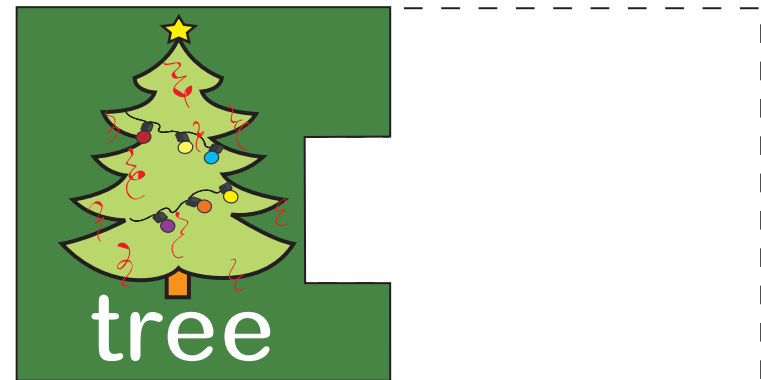

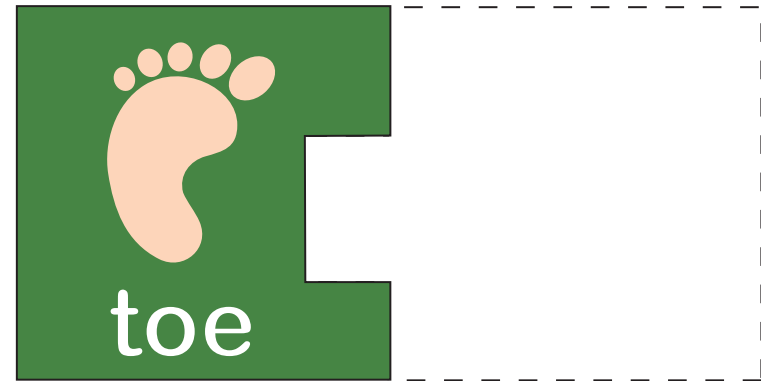

# HOW TO PLAY?

1. Cut out the cards with the help of a parent.
2. Mix up the cards and lay them face down on the table.
3. The first player turns over two cards to see if they match.
4. If the cards match, the player keeps the cards and gets another turn.
5. If they do not match, the player turns the cards face down again in the same location and the next player gets his turn to play.
6. The player with the most matches in the end, wins!



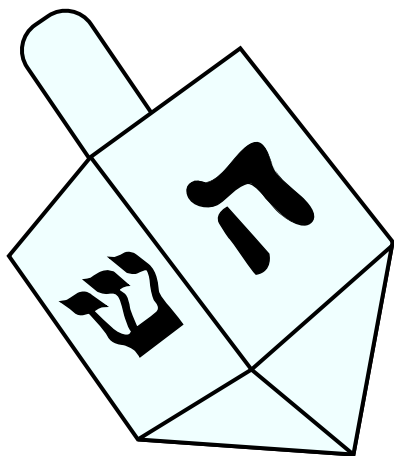
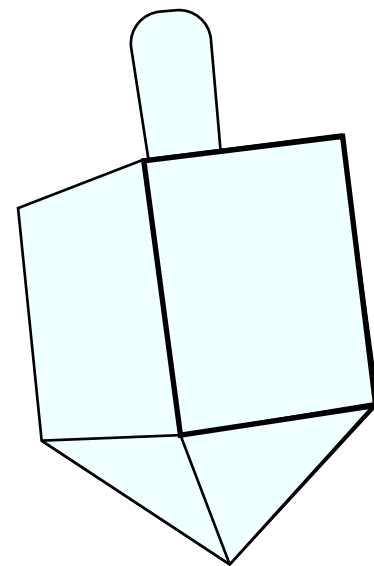
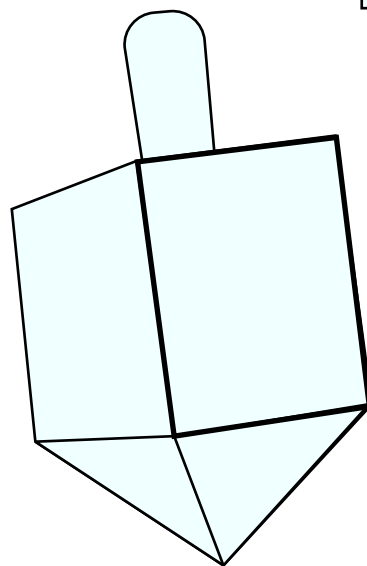
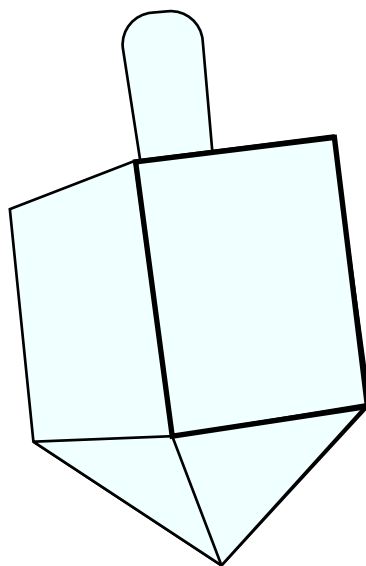
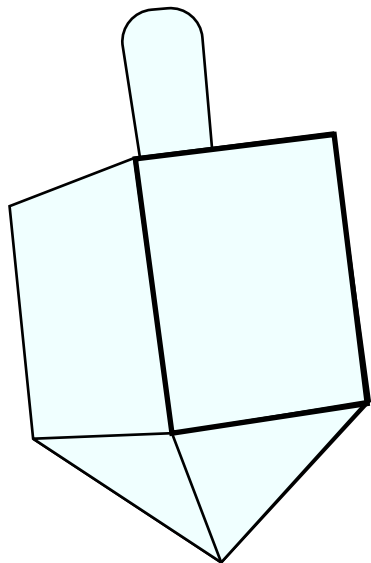
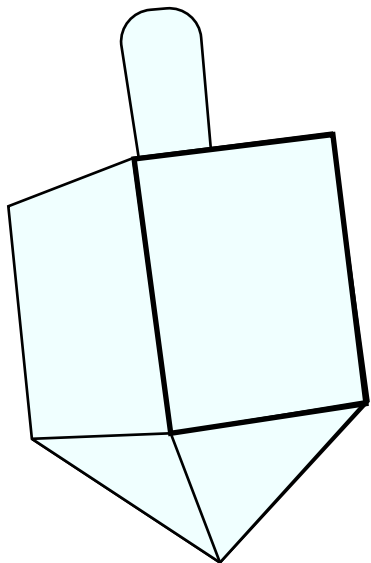
# CHRISTMAS RHYMING PUZZLES

Ask your child to read aloud all the words with the help of the pictures. Then cut the puzzle pieces from the bottom of the page and ask your child to place it next to its rhyming word.



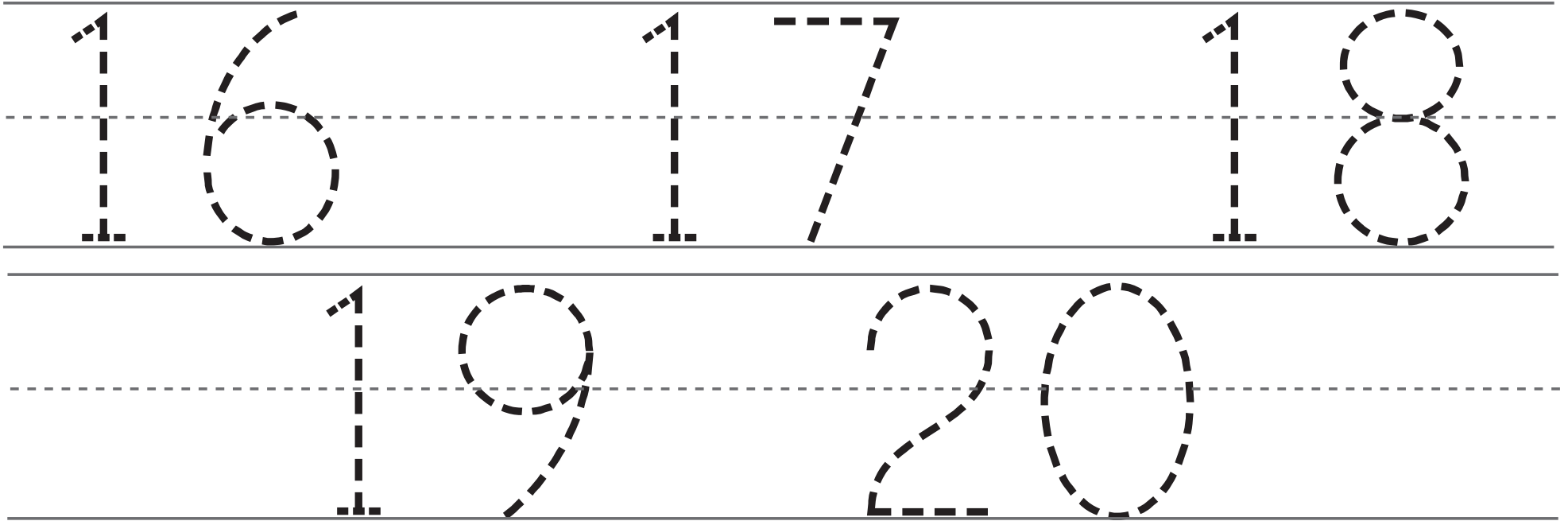
**Tip:** Puzzle pieces work better when printed on thicker paper so they can be used and reused for practice. These pieces can be used with other worksheets in the series " Rhyming Puzzles" to create different sets of rhyming words.

# TRACE, CUT AND ARRANGE NUMBERS



# TRACE, CUT AND ARRANGE NUMBERS

Trace these numbers.



Next cut these rectangles with the help of a parent. Then paste them on the dreidels in the correct order and color the picture.

18

16

20

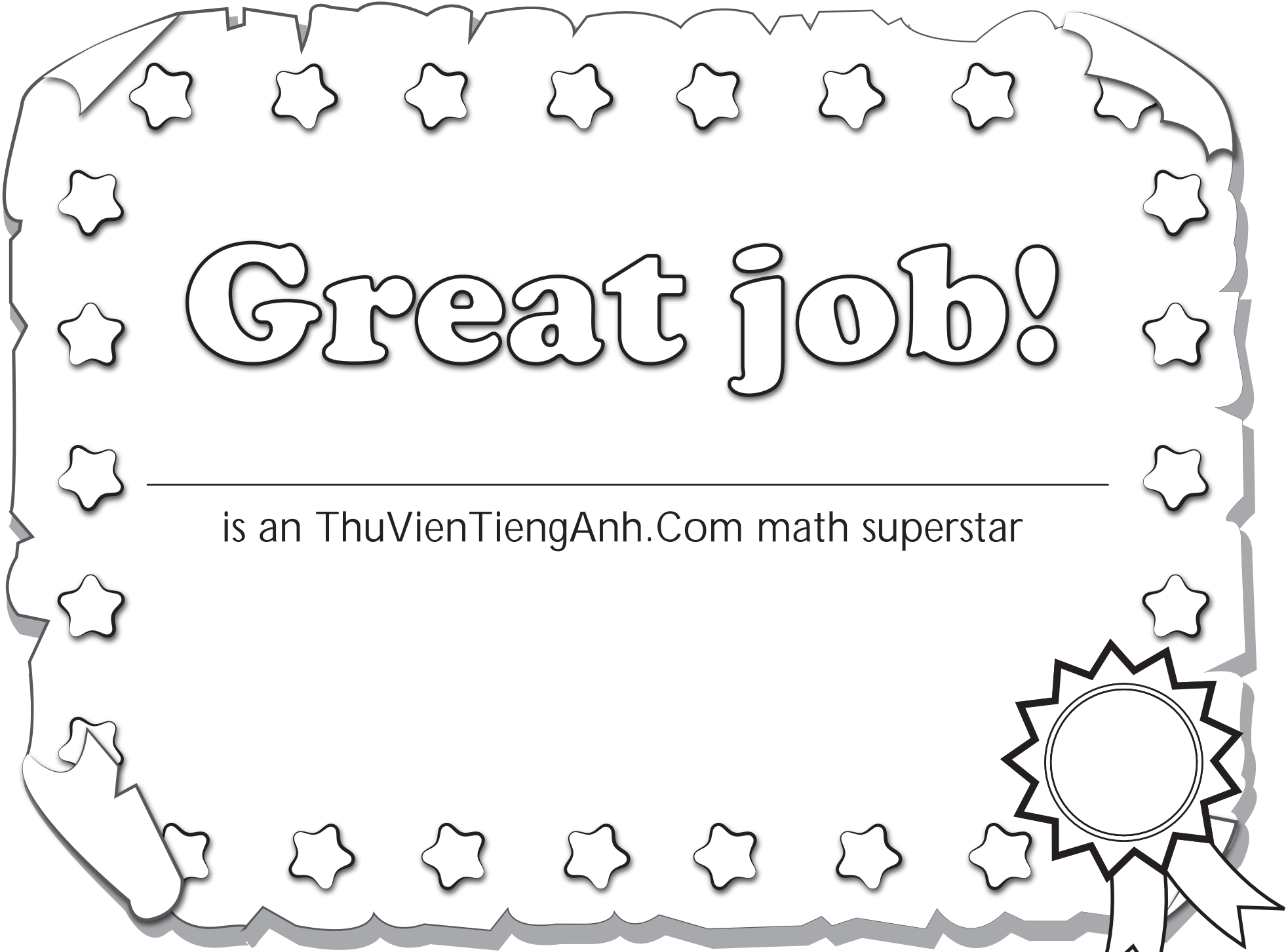
19

17

# Christmas Missing Letters

★ Help Santa fill in the missing lowercase letters in these stars.





**Great job!**

---

is an [ThuVienTiengAnh.Com](http://ThuVienTiengAnh.Com) writing superstar

